

SPAIN ASYLUM APPLICATIONS

1 Jan - 31 Mar 2023



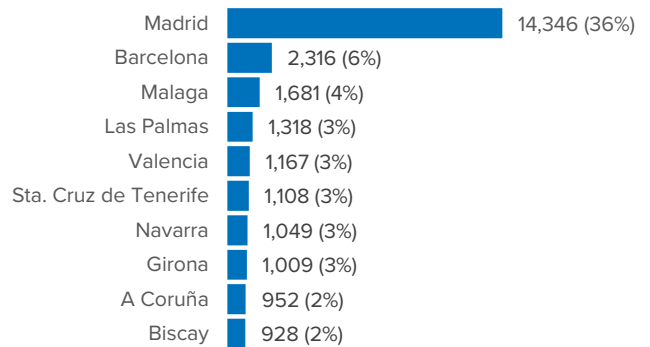
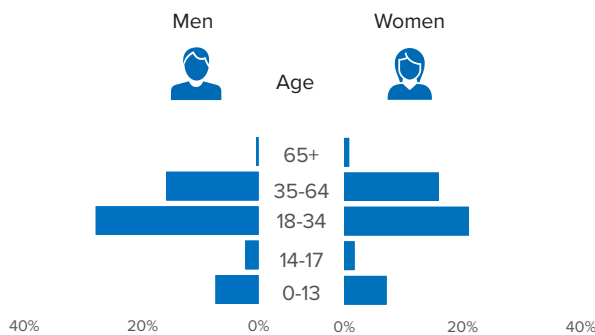
39,827 New asylum app. until 31 Mar 2023 ↑ 39% Dif. 2022

10% Recognition rate 65% Protection rate¹

134,980 Total Pending app.² ↑ 23% Dif. 2022

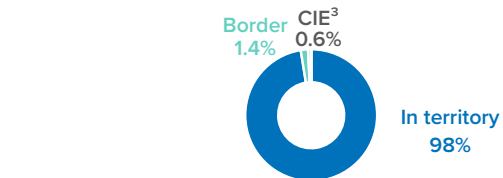
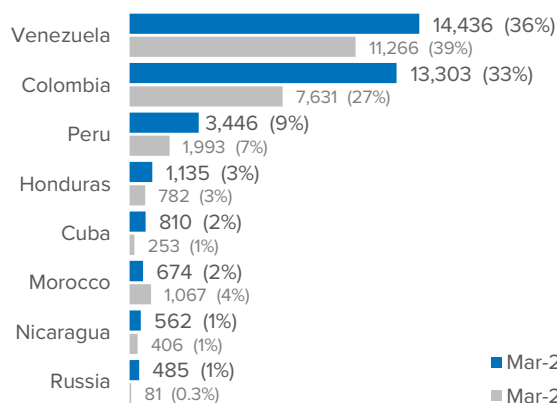
Number of asylum applications by gender/age²

Main provinces of asylum applications

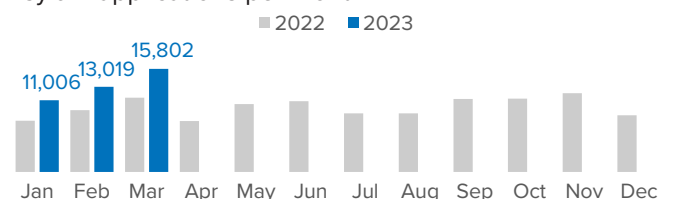


Most common nationalities of asylum applicants

Asylum applications by place of submission



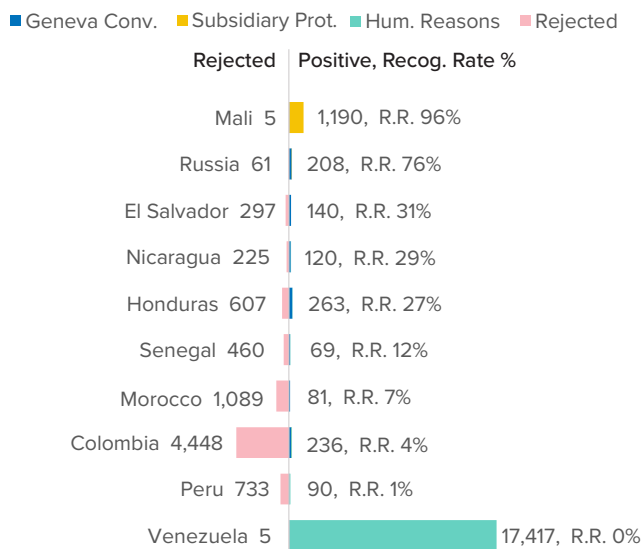
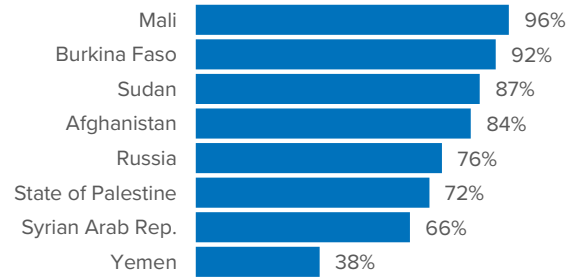
Asylum applications per month



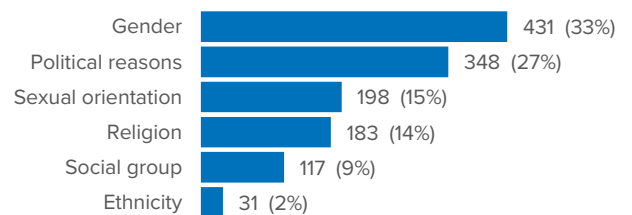
Source: Unless otherwise indicated, provisional figures published by the Asylum and Refugee Office, Ministry of Interior, Spain.

¹Protection rate: Refugee status, subsidiary protection, and humanitarian reasons.

²Eurostat as of Mar 2023 ³CIE: Removal detention centre (In Spanish: *Centro de Internamiento de Extranjeros*, CIE)

Eligibility Commission proposals⁴: 31,740

 Countries with highest recognition rate⁵


Geneva Conv. Status by protection category

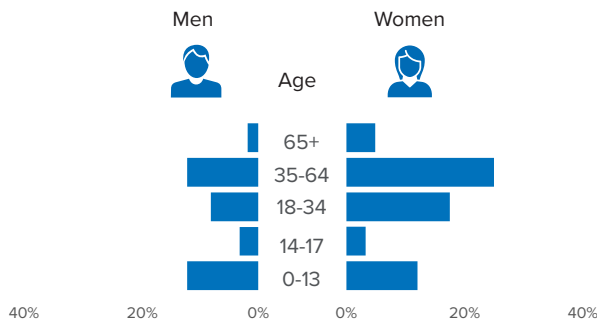


TEMPORARY PROTECTION

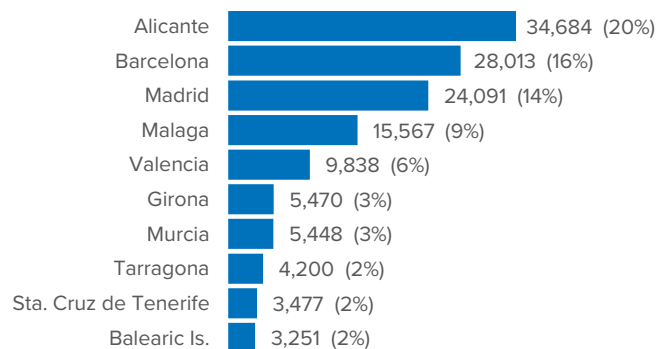
11 Mar 2022 - 31 Mar 2023

172,681 Temporary Protection app.⁶
98% Ukrainians
2% Third country nationals

Number of temporary protection applications by gender/age



Main provinces of temporary protection applications

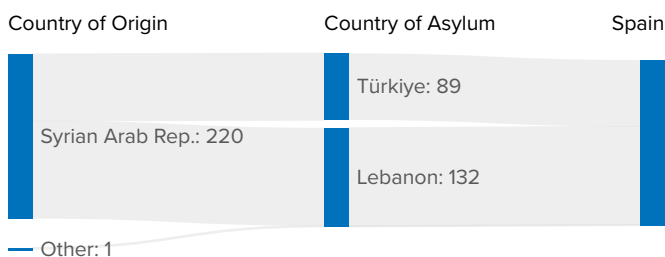


RESETTLEMENT

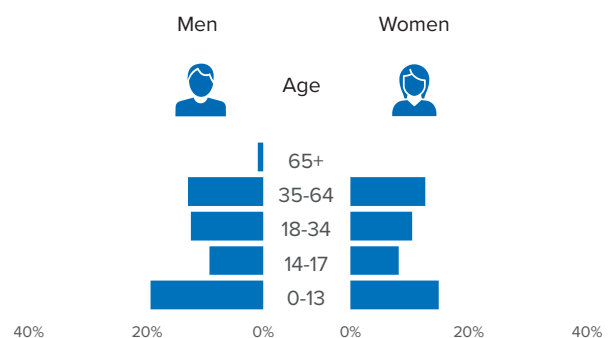
1 Jan - 31 Mar 2023

221 Refugees resettled in Spain⁷

Refugees resettled in Spain by country of origin and country of asylum



Refugees resettled in Spain by gender/age


⁴Proposals by the Interministerial Eligibility Commission recommended to the Minister of Interior.

⁵Only shows those countries with ≥ 0.2% of total proposals.

⁶Source: Ministry of Interior.

⁷For more information on countries of resettlement: [UNHCR Resettlement Data Finder](#)