SETTLEMENT PROFILE UGANDA

South-West Settlements – **NAKIVALE**

June 2022

DEMOGRAPHICS

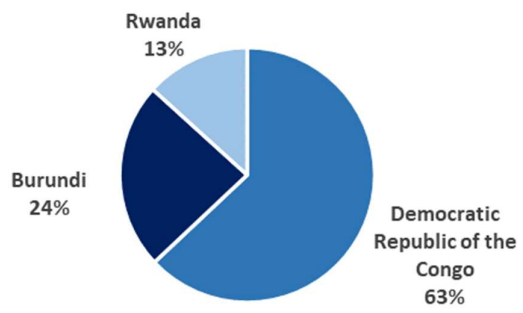

With an average household size equaling **3.7**, below the country average of **4.1**, the percentage of asylum seekers is **5**% against the total population where refugee category is predominant.

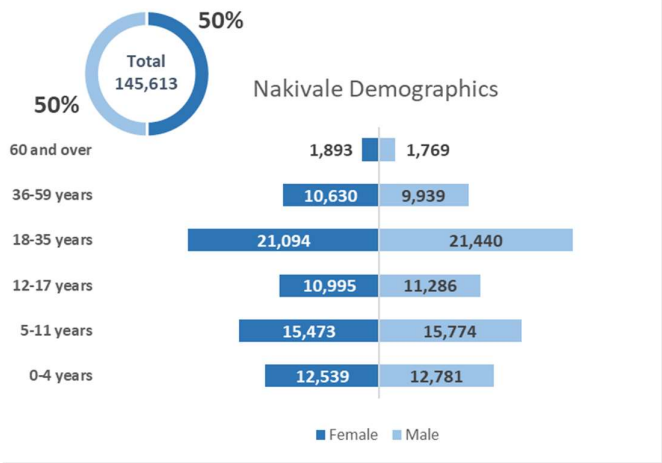

Population is approximately balanced in terms of gender breakdown with however a slight preponderance of men in the 18-35 cohort. Settlement is predominantly young with highest percentage in age cohort 18 – 35 and 5 – 11 years. The total number of households is 39,672.

New Registration

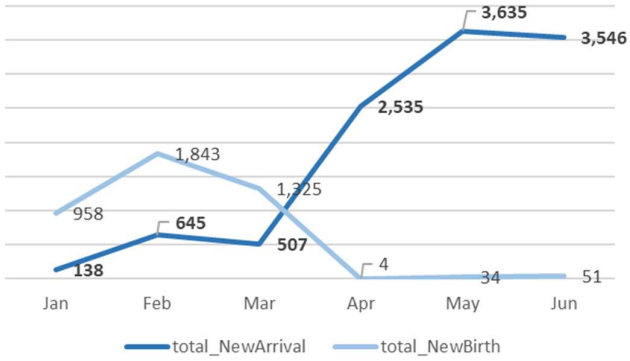

Assistance Status

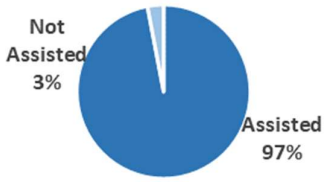

Assistance prioritization is being implemented in the settlement, as in South-West.

PROTECTION SPECIFIC NEEDS

Households engaged in non-food coping mechanisms

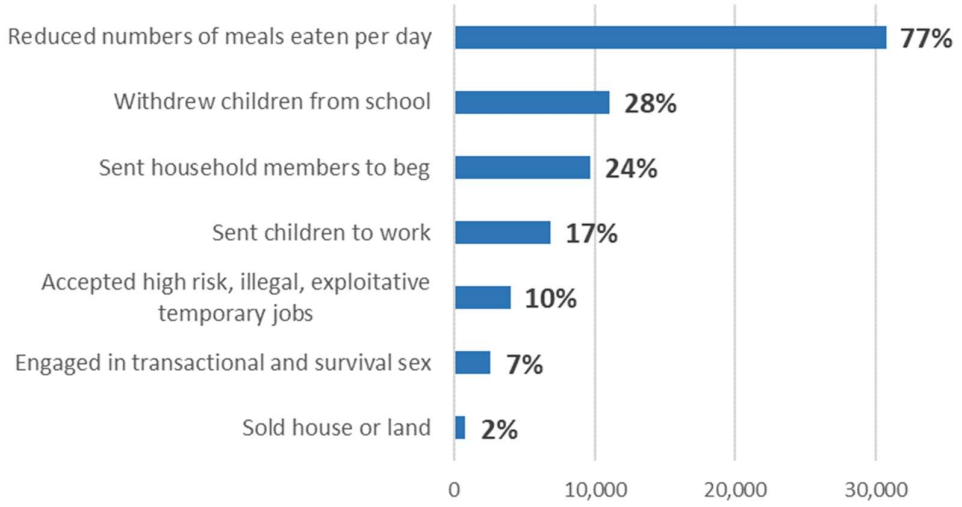

26% of total population have specific needs, which is below the average 30% of the Southwest region

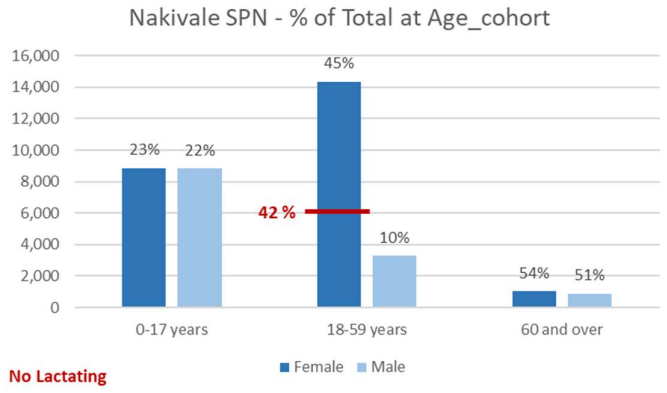

Persons 0 – 17 years have the largest number of specific needs while elderly are the most affected in terms of percentage. As seen in other settlements, there is a large number of women lactating.

Variation of Specific Needs remained slightly high in the settlement with more increases than decreases in categories.

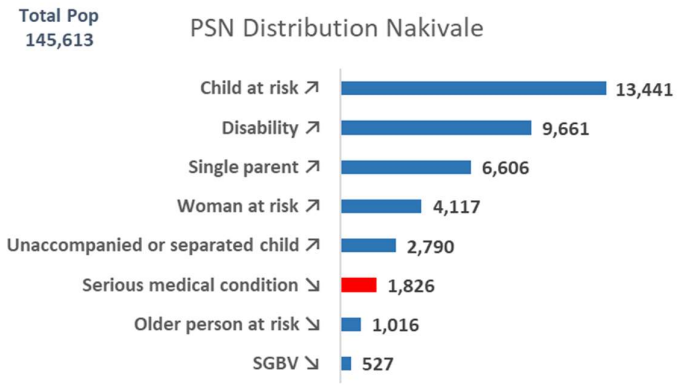

Serious medical condition is the highest when compared to the other settlement of the Southwest region.

Female headed household with no able member

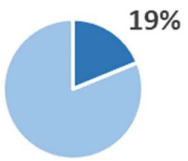

About seven thousand households are concerned in the settlement.
Not able members are those vulnerable with Disability, Serious Medical Condition) or in the groups of children or elderly.

Elder household head with children

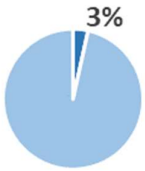

1,370 households are led by elderly with children having no able member supporting with potential income.

1,805 families mentioned they have unregistered members

SOCIO-ECONOMIC

Most Unmet Needs according to Households in the Settlement

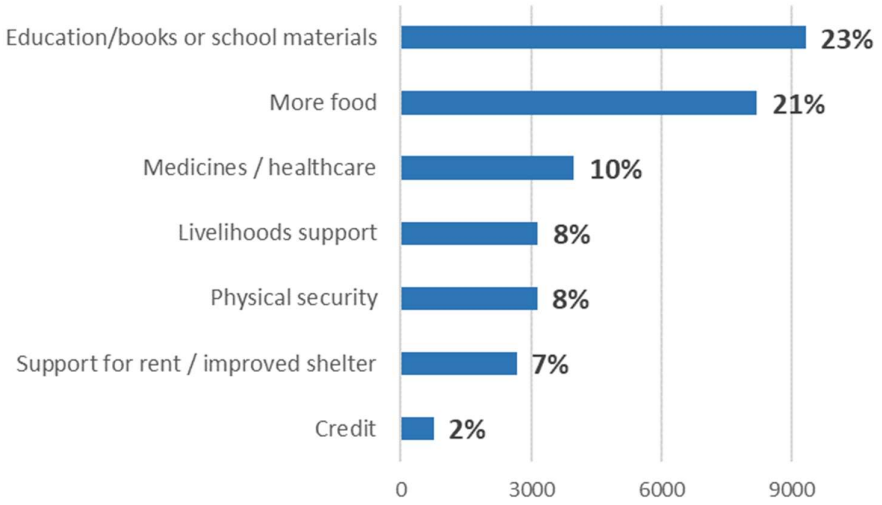

Other unmet needs in the settlement include: physical security; better quality of food; agricultural inputs; sleeping mat; clothes and shoes etc.

Occupation – 52% of Total population at age of work have occupation

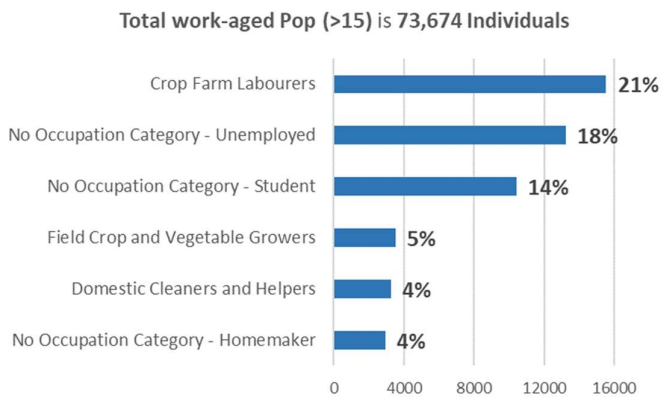

3,328 (**5%** of work-aged pop) individuals above 59 reported to have occupation.

No Access to additional land for agriculture

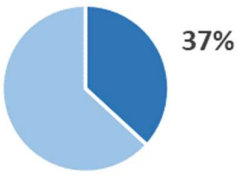

Most important sources of earning

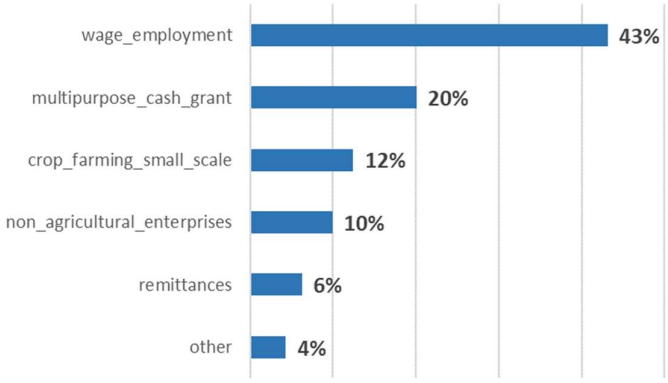

Other sources of income reported include non-agricultural enterprises, livestock farming small-scale, property income etc.

Dependency Ratio

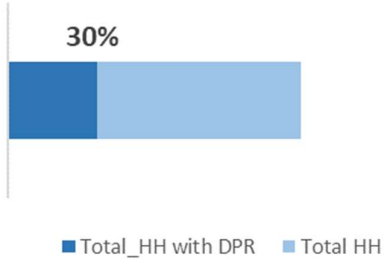

30% of families have dependency ratio of one to double, meaning that one instance of able member supports twice vulnerable in the family.

SECTORAL

Education: 50% reported having Education
Presence of school-aged children not attending school

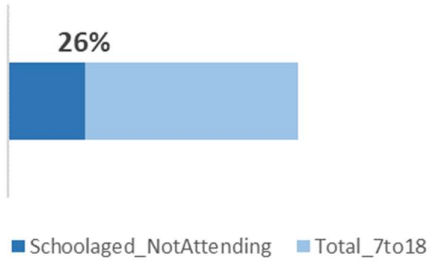

26% of school-aged children are not attending school

7% of the school-aged children not attending school have **DISABILITY**

Water source for cooking/drinking

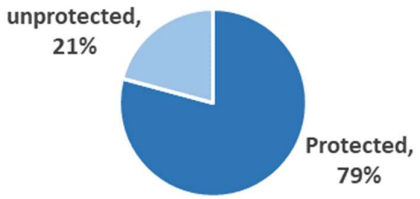

Protected water source includes: Bottled water, Dug well (protected), Water piped ,borehole, Spring (protected)

Unprotected includes: Spring (unprotected), Surface water, river dam, lake pond, stream canal, Water tank (unprotected), Dug well (unprotected)

Face barriers accessing energy source

Kind of barriers include: area for fetching firewood too far; cannot afford to buy charcoal; purchase of solar panel is expensive; walking towards the fetching area is not safe; improved cookstoves are expensive

Shelter condition

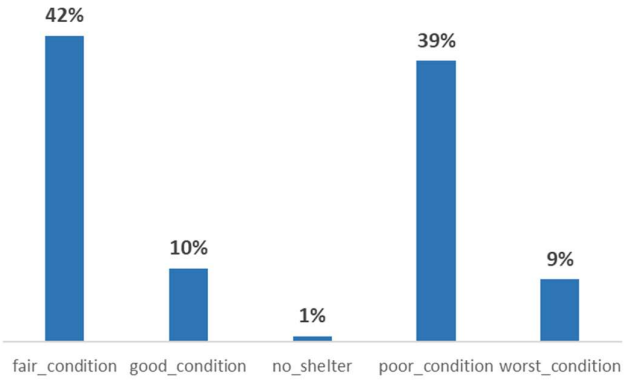

Latrine condition

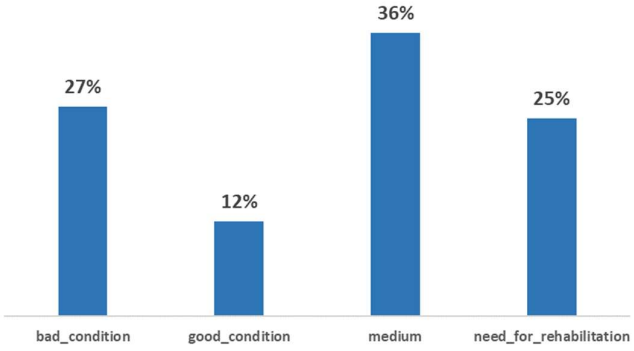

Availability of NFIs

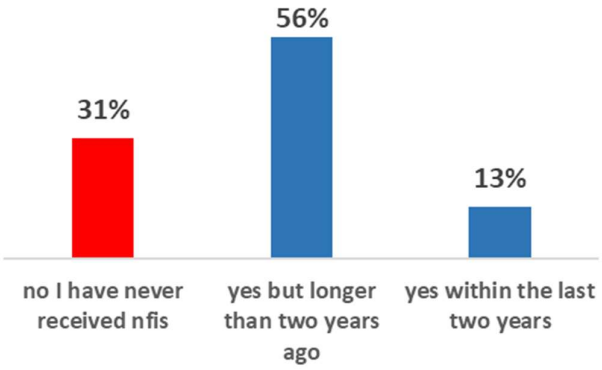

DEMOGRAPHICS

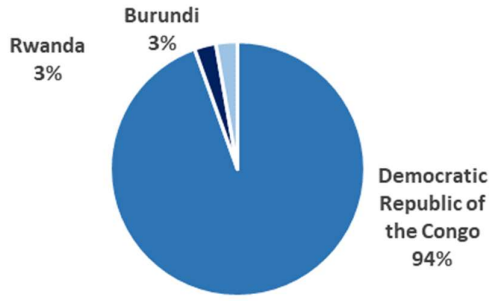

With an average household size equaling **3.7**, below the country average of **4.1**, the percentage of asylum seekers is **1**% against the total population where refugee category is predominant.

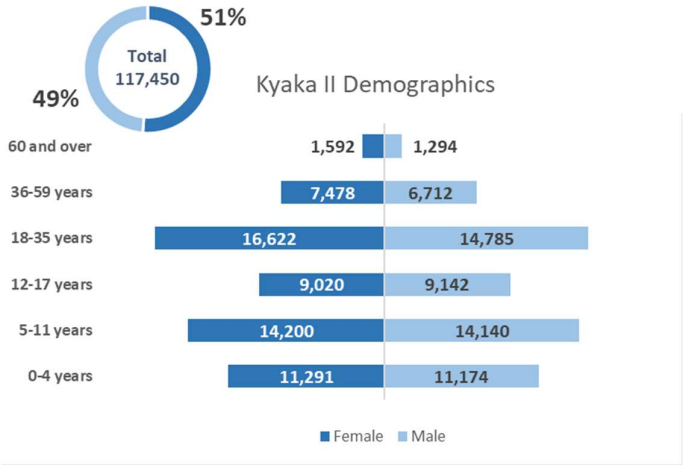

Population is approximately balanced in terms of gender breakdown with however a slight preponderance of women in the 18-35 cohort. Settlement is predominantly young with highest percentage in age cohort 18 – 35 and 5 – 11 years. The total number of households is 32,052.

New Registration

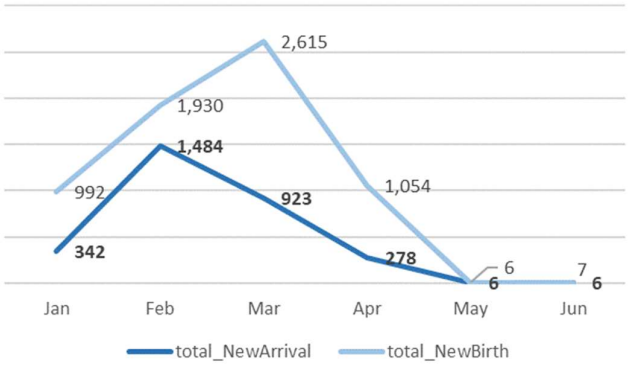

Assistance Status

Assistance prioritization is being implemented in the settlement, as in South-West.

PROTECTION SPECIFIC NEEDS

Households engaged in non-food coping mechanisms

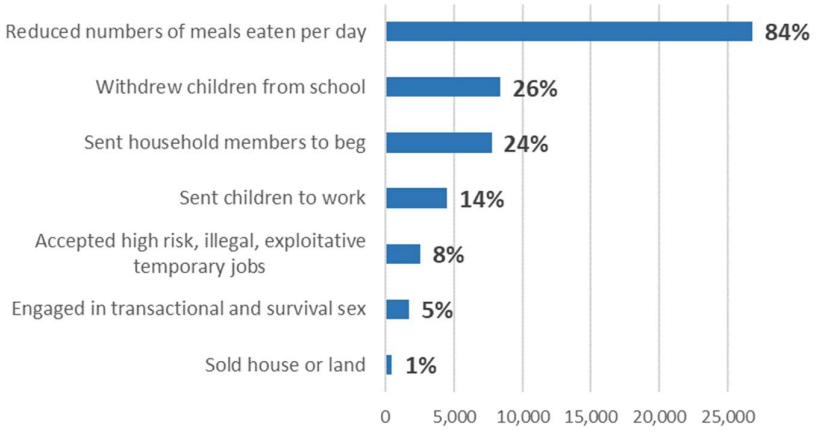

30% of total population have specific needs, which is equal to the average 30% of the Southwest region

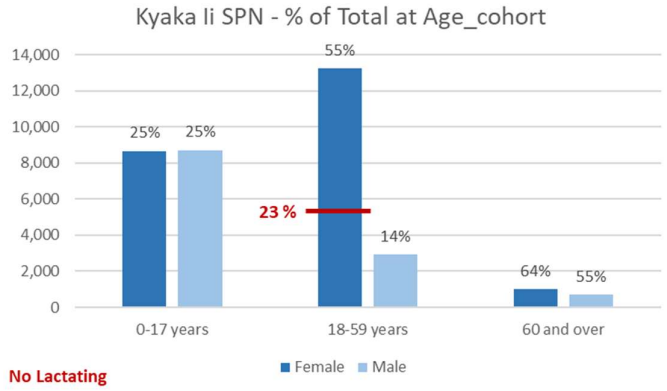

Persons 0 – 17 years have the largest number of specific needs while elderly are the most affected in terms of percentage. As seen in other settlements, there is a large number of women lactating.

Most of the Specific Needs are on the rise in the settlement

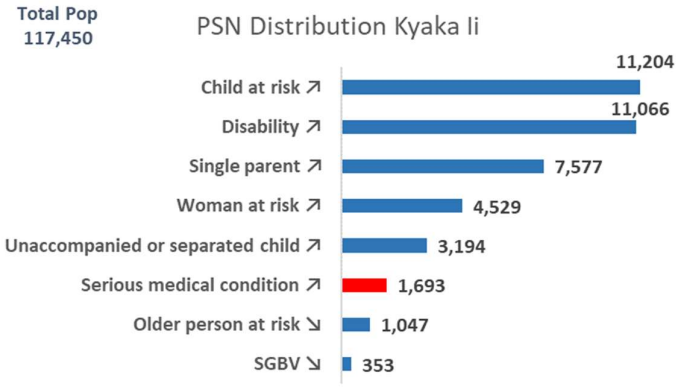

Serious medical condition above one thousand and is one of the highest when compared to the other settlement of the Southwest region (Nakivale settlement having the highest).

Female headed household with no able member

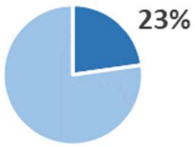

About seven thousand households are concerned in the settlement.
Not able members are those vulnerable with Disability, Serious Medical Condition) or in the groups of children or elderly.

Elder household head with children

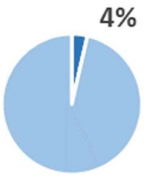

1,146 households are led by elderly with children having no able member supporting with potential income.

1,015 families mentioned they have unregistered members

SOCIO-ECONOMIC

Most Unmet Needs according to Households in the Settlement

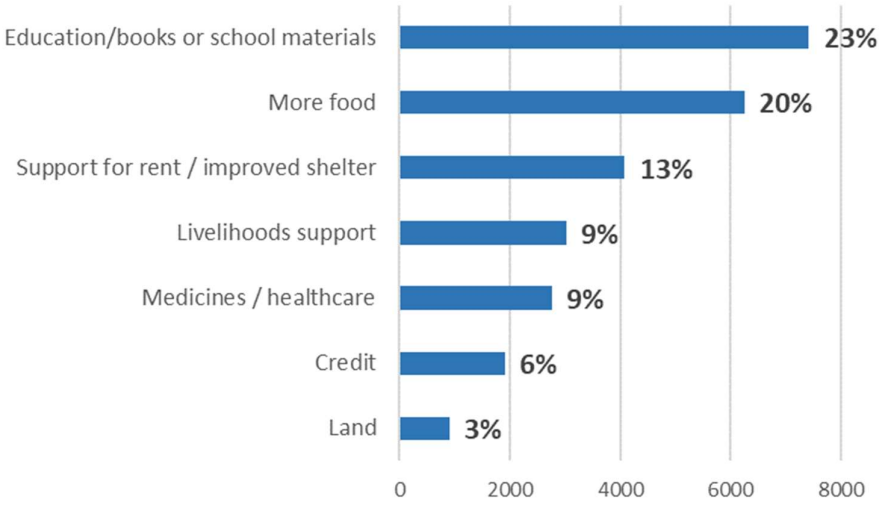

Other unmet needs in the settlement include: physical security; better quality of food; agricultural inputs; sleeping mat; clothes and shoes etc.

Occupation – 44% of Total population at age of work have occupation

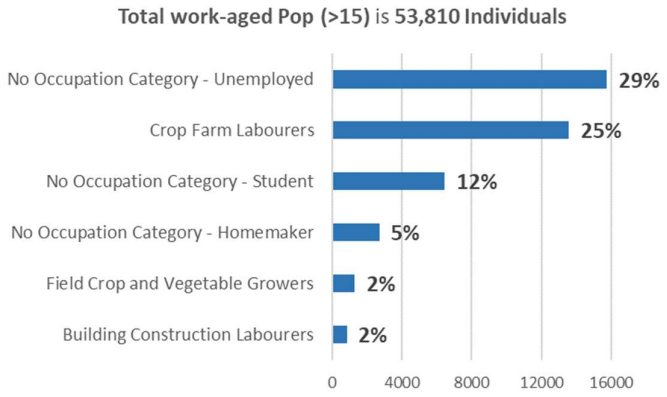

2,677 (**5%** of work-aged pop) individuals above 59 reported to have occupation.

Most important sources of earning

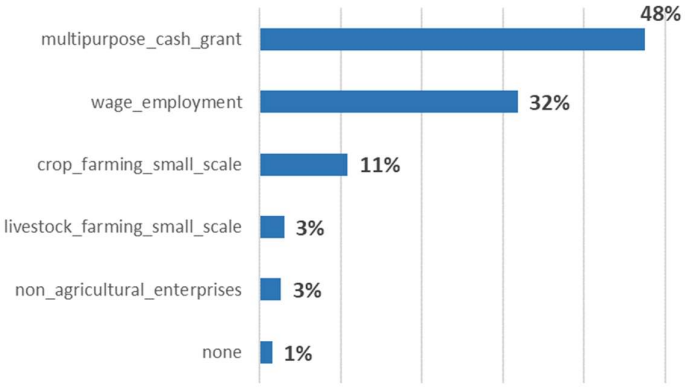

Other sources of income reported include non-agricultural enterprises, livestock farming small-scale, property income etc.

No Access to additional land for agriculture

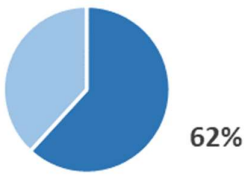

Dependency Ratio

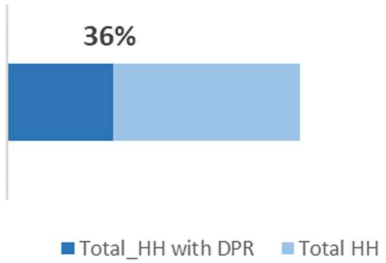

36% of families have dependency ratio of one to double, meaning that one instance of able member supports twice vulnerable in the family.

SECTORAL

Education: 40% reported having Education.
Presence of school-aged children not attending school

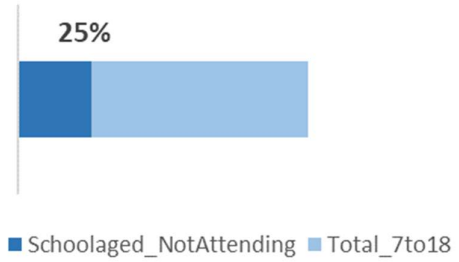

25% of school-aged children are not attending school

13% of the school-aged children not attending school have **DISABILITY**

Water source for cooking/drinking

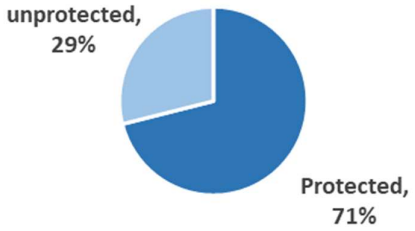

Protected water source includes: Bottled water, Dug well (protected), Water piped ,borehole, Spring (protected)

Unprotected includes: Spring (unprotected), Surface water, river dam, lake pond, stream canal, Water tank (unprotected), Dug well (unprotected)

Face barriers accessing energy source

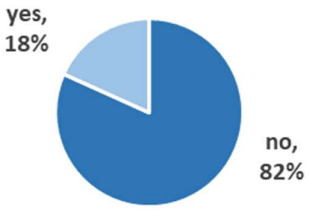

Kind of barriers include: area for fetching firewood too far; cannot afford to buy charcoal; purchase of solar panel is expensive; walking towards the fetching area is not safe; improved cookstoves are expensive

Shelter condition

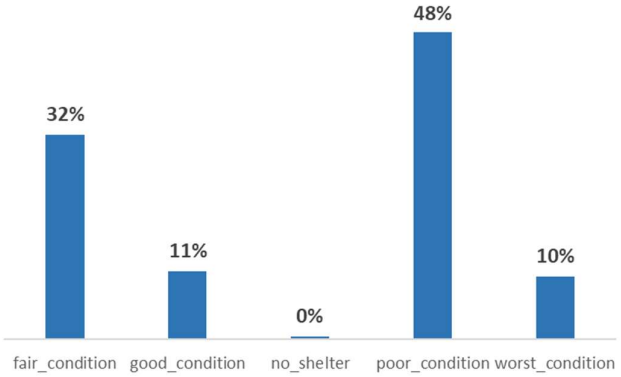

Latrine condition

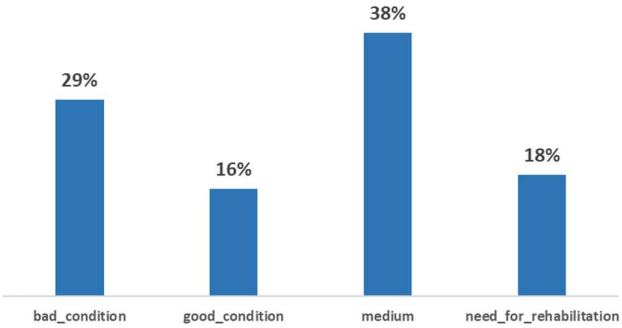

Availability of NFIs

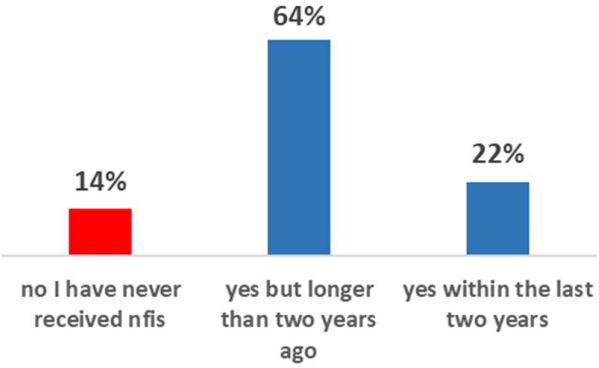

SETTLEMENT PROFILE UGANDA

South-West Settlements – **RWAMWANJA**

June 2022

DEMOGRAPHICS

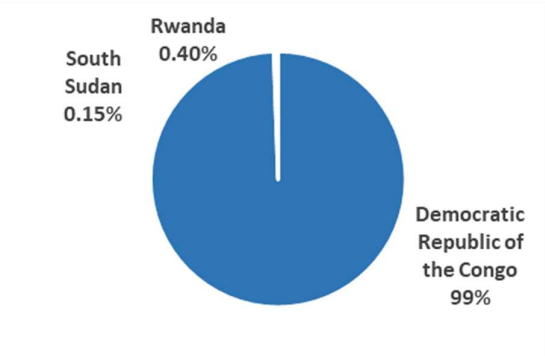

With an average household size equaling **4.3**, above the country average of **4.1**, the percentage of asylum seekers is **1**% against the total population where refugee category is predominant.

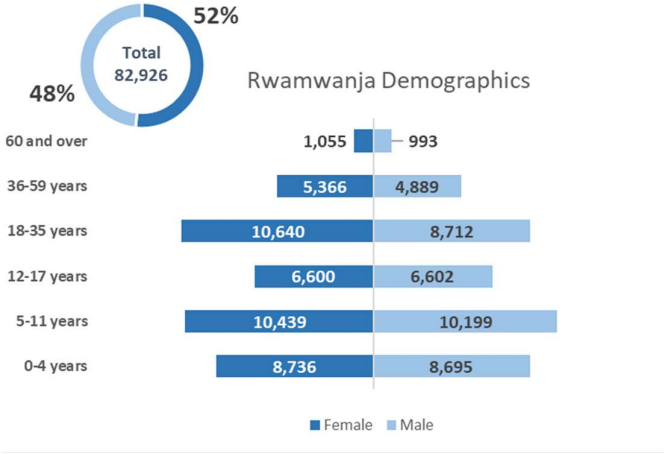

Population is approximately balanced in terms of gender breakdown with however a slight preponderance of women in the 18-35 cohort. Settlement is predominantly young with highest percentage in age cohort 18 – 35 and 5 – 11 years. The total number of households is 19,480.

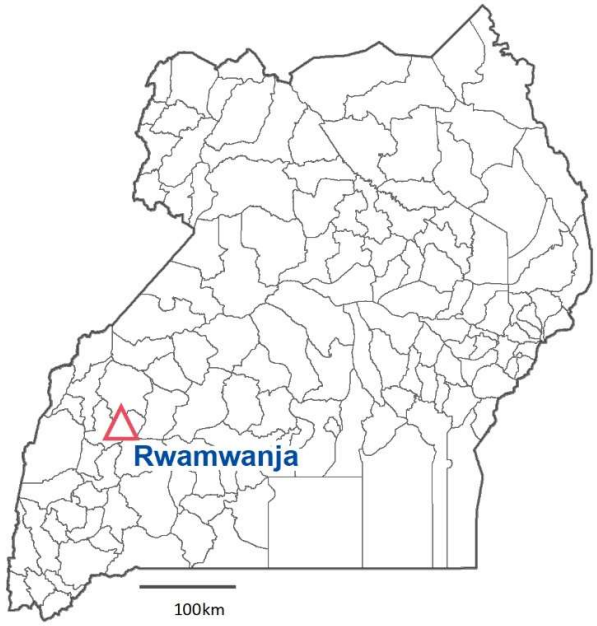

New Registration

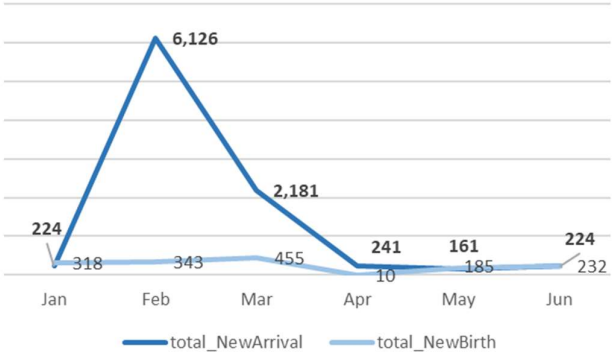

Assistance Status

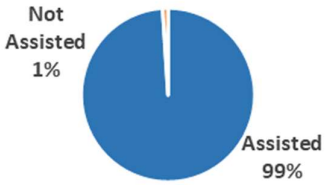

Assistance prioritization is being implemented in the settlement, as in South-West.

PROTECTION SPECIFIC NEEDS

Households engaged in non-food coping mechanisms

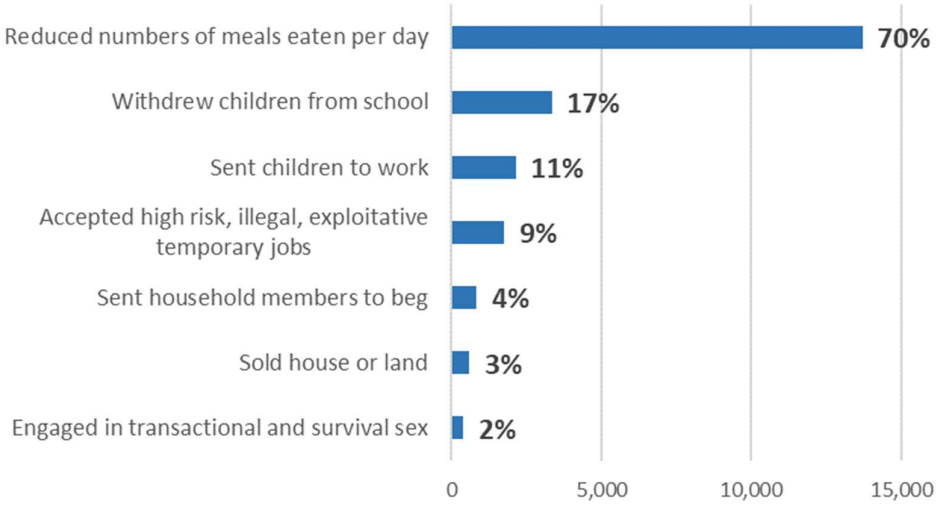

20% of total population have specific needs, which is below the average 30% of the Southwest region

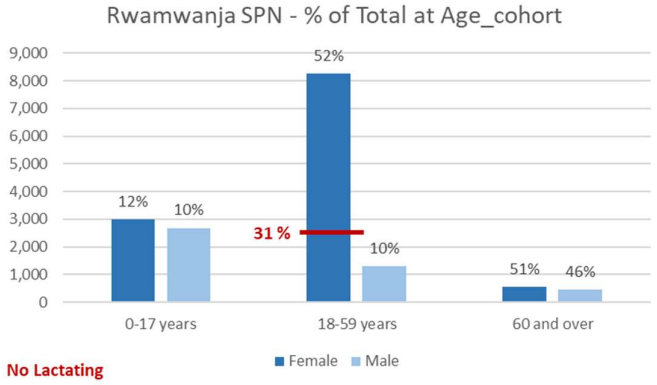

Persons 0 – 17 years have the largest number of specific needs while elderly are the most affected in terms of percentage. As seen in other settlements, there is a large number of women lactating.

Most of the Specific Needs are on the rise in the settlement

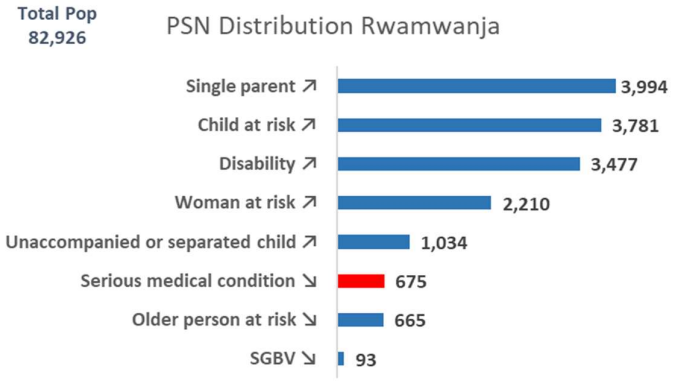

Serious medical condition is less predominant, and under a thousand, when compared to the other settlement of the Southwest region (Nakivale settlement having the highest).

Female headed household with no able member

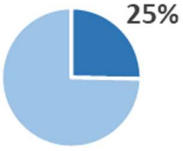

About four thousand households are concerned in the settlement.
Not able members are those vulnerable with Disability, Serious Medical Condition) or in the groups of children or elderly.

Elder household head with children

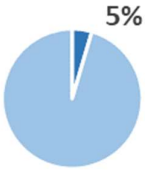

888 households are led by elderly with children having no able member supporting with potential income.

1,117 families mentioned they have unregistered members

SOCIO-ECONOMIC

Most Unmet Needs according to Households in the Settlement

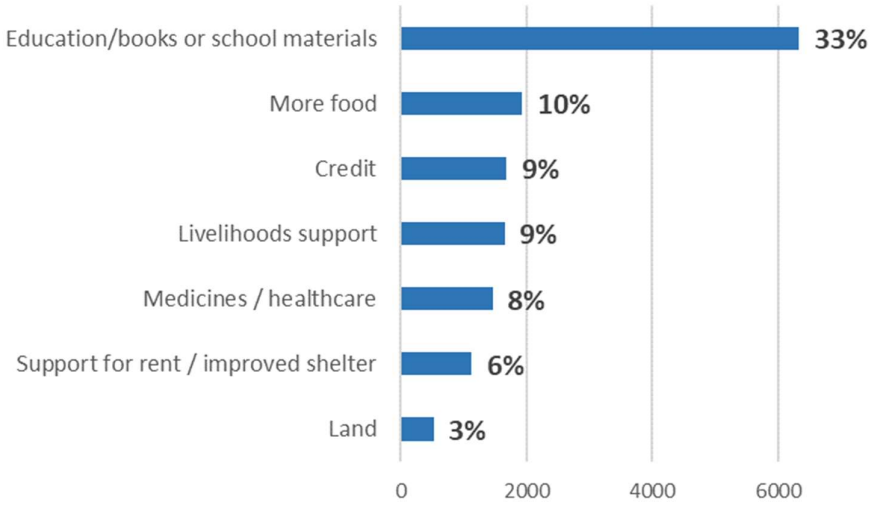

Other unmet needs in the settlement include: physical security; better quality of food; agricultural inputs; sleeping mat; clothes and shoes etc.

Occupation – 64% of Total population at age of work have occupation

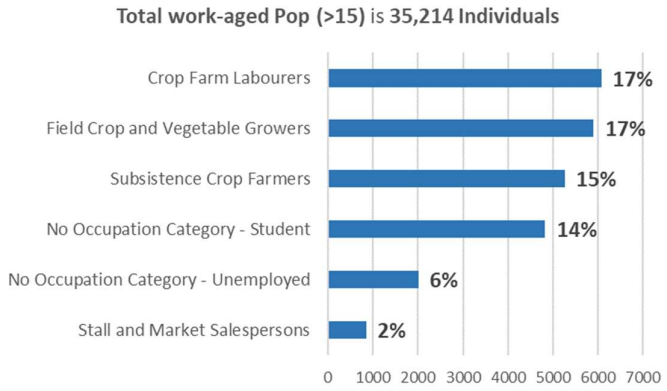

1,669 (**5%** of work-aged pop) individuals above 59 reported to have occupation.

Most important sources of earning

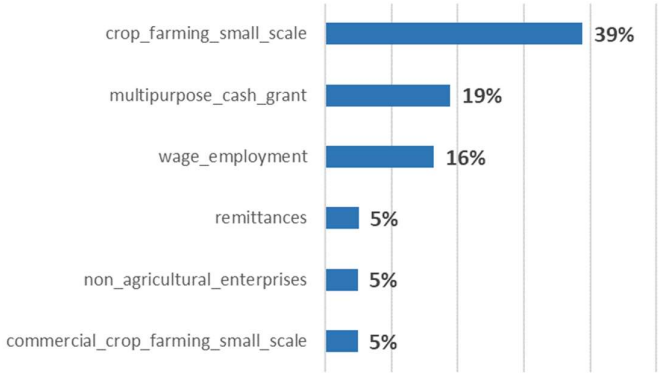

Other sources of income reported include non-agricultural enterprises, livestock farming small-scale, property income etc.

No Access to additional land for agriculture

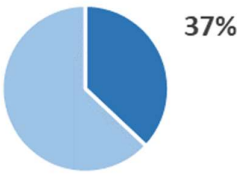

Dependency Ratio

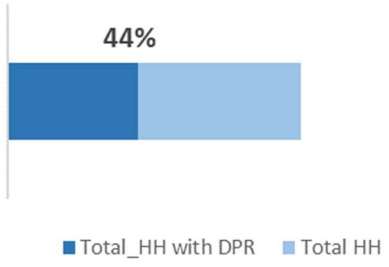

44% of families have dependency ratio of one to double, meaning that one instance of able member supports twice vulnerable in the family.

SECTORAL

Education: 40% reported having Education.
Presence of school-aged children not attending school

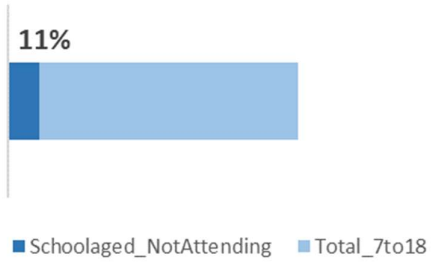

11% of school-aged children in Kyangwali are not attending school

7% of the school-aged children not attending school have **DISABILITY**

Water source for cooking/drinking

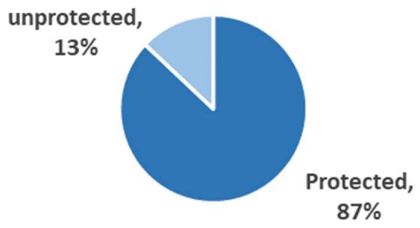

Protected water source includes: Bottled water, Dug well (protected), Water piped ,borehole, Spring (protected)

Unprotected includes: Spring (unprotected), Surface water, river dam, lake pond, stream canal, Water tank (unprotected), Dug well (unprotected)

Face barriers accessing energy source

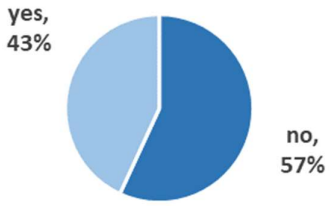

Kind of barriers include: area for fetching firewood too far; cannot afford to buy charcoal; purchase of solar panel is expensive; walking towards the fetching area is not safe; improved cookstoves are expensive

Shelter condition

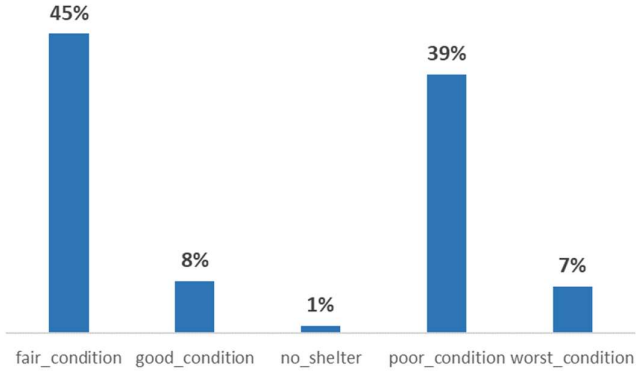

Latrine condition

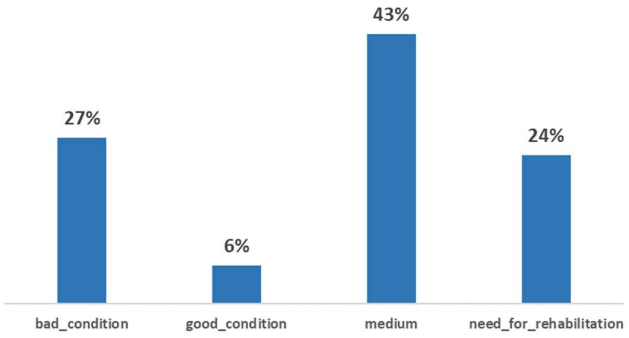

Availability of NFIs

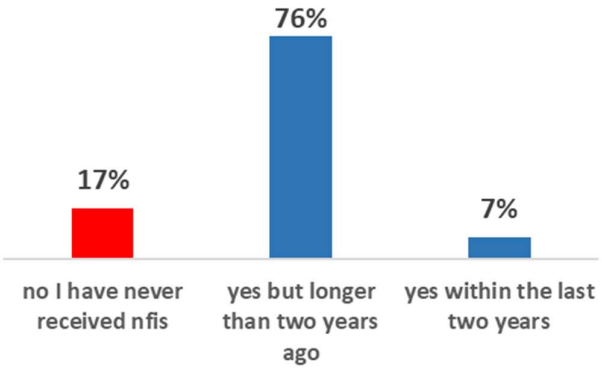

SETTLEMENT PROFILE UGANDA

South-West Settlements – **ORUCHINGA**

June 2022

DEMOGRAPHICS

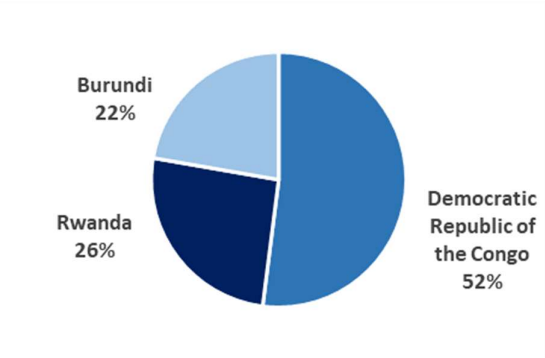

With an average household size equaling **4.4**, above the country average of **4.1**, there is no asylum seekers in the total population where refugee category is dominant.

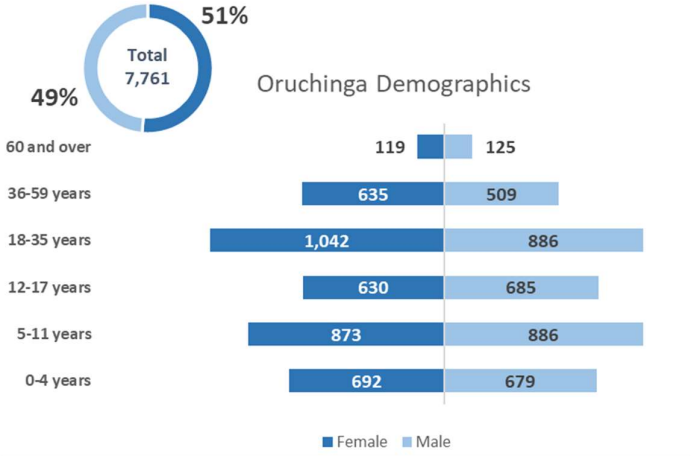

Population is approximately balanced in terms of gender breakdown with however a slight preponderance of women in the 18-35 cohort. Settlement is predominantly young with highest percentage in age cohort 18 – 35 and 5 – 11 years. The total number of households is 1,774.

New Registration

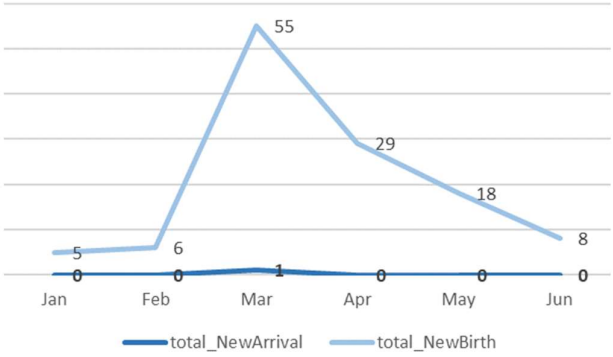

Assistance Status

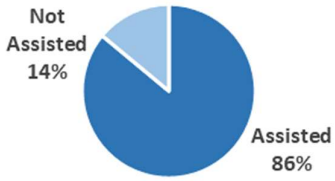

Assistance prioritization is being implemented in the settlement, as in South-West.

PROTECTION SPECIFIC NEEDS

Households engaged in non-food coping mechanisms

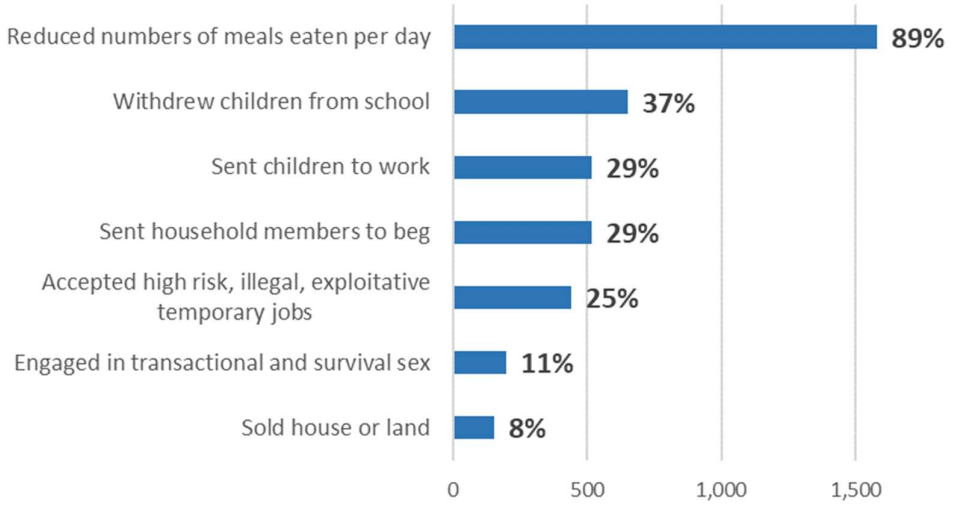

36% of total population have specific needs, which is above the average 30% of the Southwest region

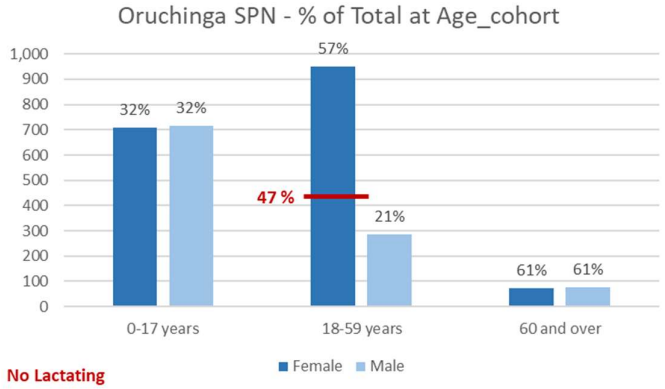

Persons 0 – 17 years have the largest number of specific needs while elderly are the most affected in terms of percentage. As seen in other settlements, there is a large number of women lactating.

Female headed household with no able member

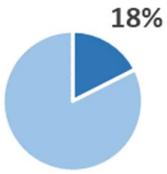

About three hundred households are concerned in the settlement.
Not able members are those vulnerable with Disability, Serious Medical Condition) or in the groups of children or elderly.

Most of the Specific Needs are on the rise in the settlement

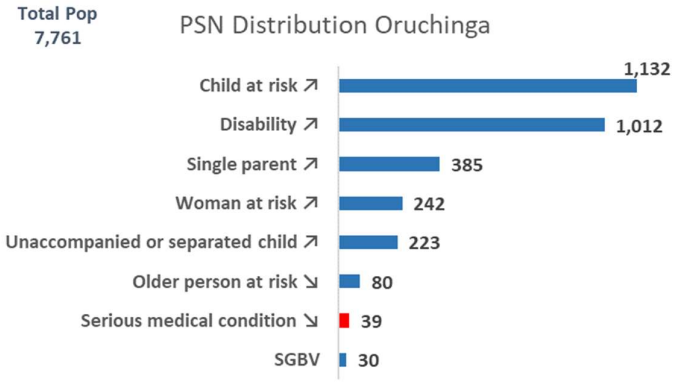

Serious medical condition is less predominant when compared to the other settlement of the Southwest region (Nakivale settlement having the highest).

Elder household head with children

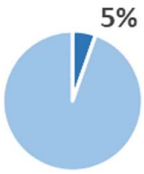

95 households are led by elderly with children having no able member supporting with potential income.

339 families mentioned they have unregistered members

SOCIO-ECONOMIC

Most Unmet Needs according to Households in the Settlement

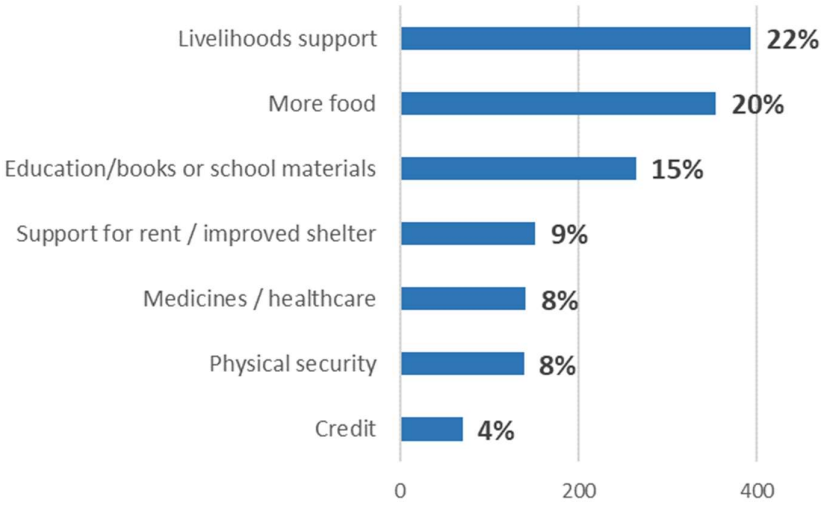

Other unmet needs in the settlement include: physical security; better quality of food; agricultural inputs; sleeping mat; clothes and shoes etc.

Occupation – 59% of Total population at age of work have occupation

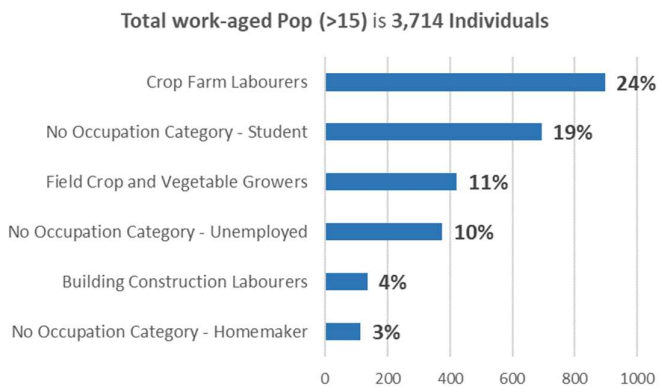

233 (**6%** of work-aged pop) individuals above 59 reported to have occupation.

Most important sources of earning

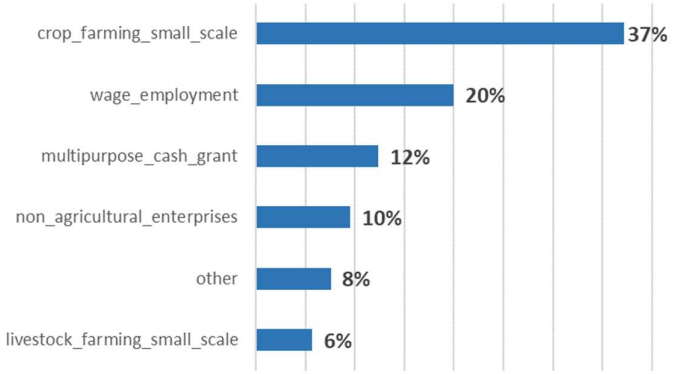

Other sources of income reported include non-agricultural enterprises, livestock farming small-scale, property income etc.

No Access to additional land for agriculture

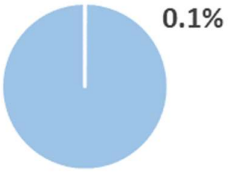

Population in Oruchinga in their majority access land for agriculture, the only settlement that has this advantage compared to the other settlement in its region.

Dependency Ratio

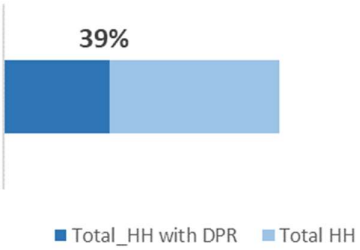

39% of families have dependency ratio of one to double, meaning that one instance of able member supports twice vulnerable in the family.

SECTORAL

Education: 62% reported having Education.
Presence of school-aged children not attending school

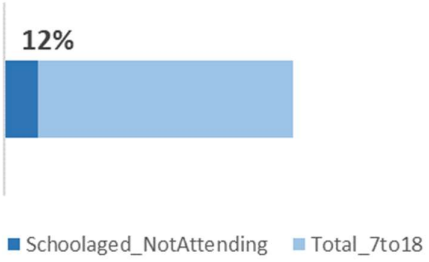

12% of school-aged children are not attending school

16% of the school-aged children not attending school have **DISABILITY**

Water source for cooking/drinking

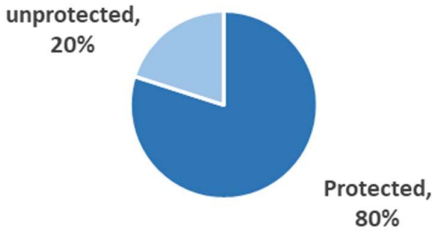

Protected water source includes: Bottled water, Dug well (protected), Water piped ,borehole, Spring (protected)

Unprotected includes: Spring (unprotected), Surface water, river dam, lake pond, stream canal, Water tank (unprotected), Dug well (unprotected)

Face barriers accessing energy source

Kind of barriers include: area for fetching firewood too far; cannot afford to buy charcoal; purchase of solar panel is expensive; walking towards the fetching area is not safe; improved cookstoves are expensive

Shelter condition

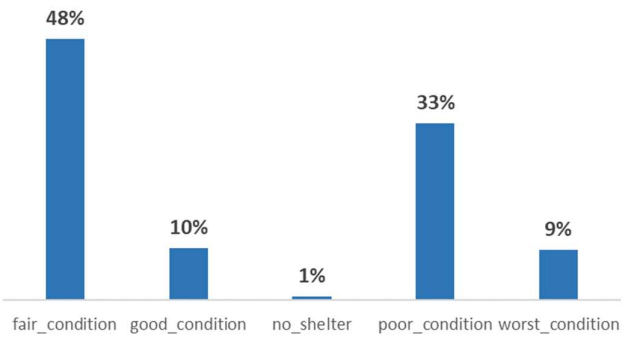

Latrine condition

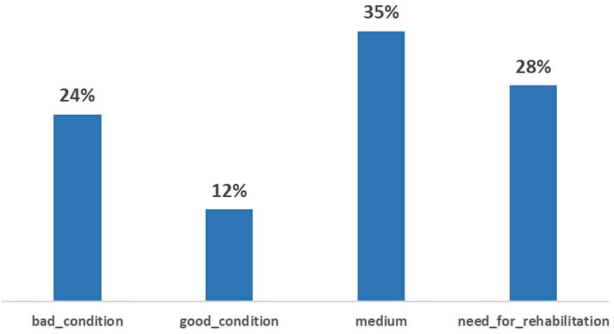

Availability of NFIs

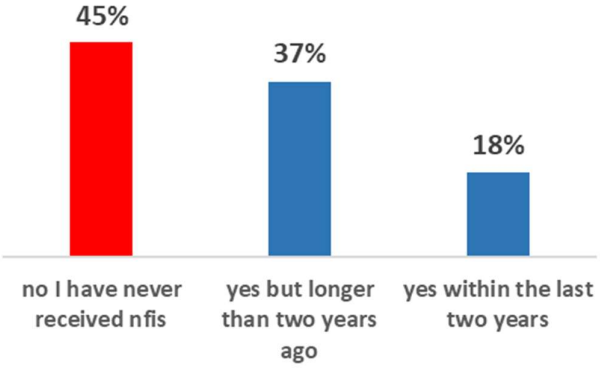

SETTLEMENT PROFILE UGANDA
KIRYANDONGO

August 2022

DEMOGRAPHICS

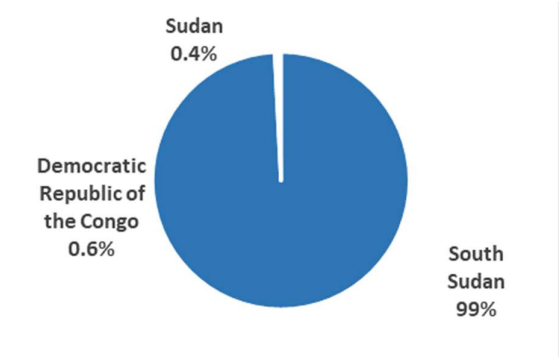

With an average household size equaling **5.6**, above the country average of **4.1**, the percentage of asylum seekers is below **1**% against the total population where refugee category is predominant.

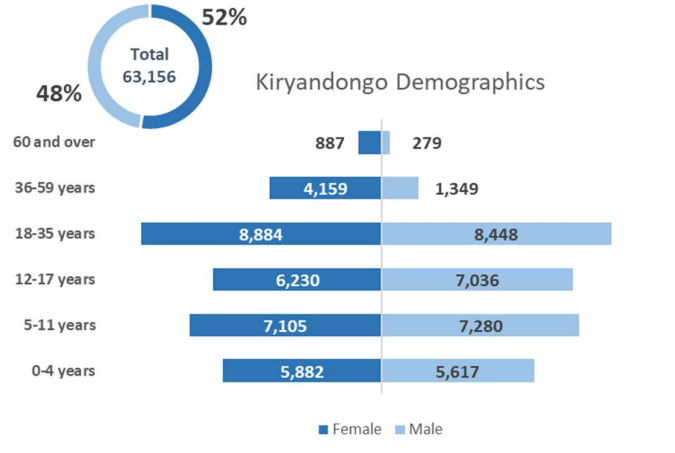

Population is approximately balanced in terms of gender breakdown with however a slight preponderance of women in the 18-35 cohort; and male children in 5 – 11 years.
Settlement is predominantly young with highest percentage in age cohort 18 – 35 and 5 – 11 years.
There is significant imbalance between male and female for 36 – 59 years range.
The total number of households is 11,347.

New Registration

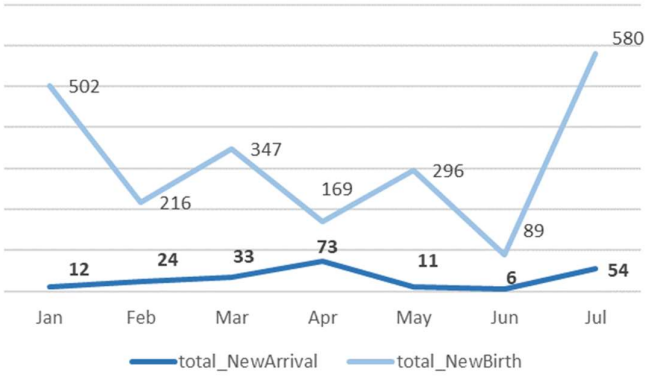

Assistance Status

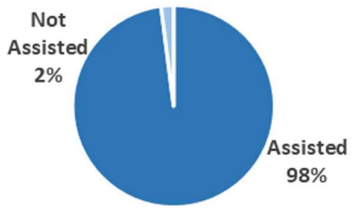

Assistance prioritization is not being implemented in the settlement, unlike in South-West.

PROTECTION SPECIFIC NEEDS

Households engaged in non-food coping mechanisms

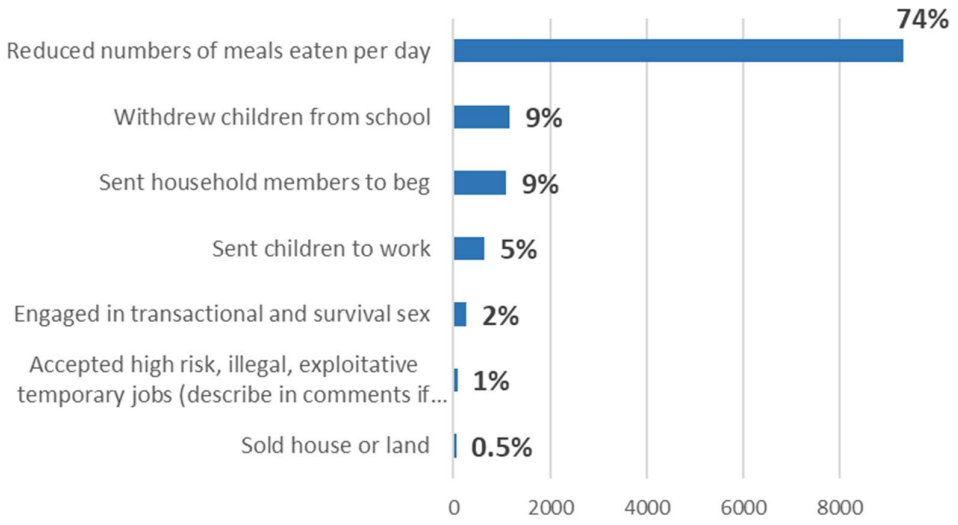

25% of total population have specific needs, which is below the average 30% of the Southwest region

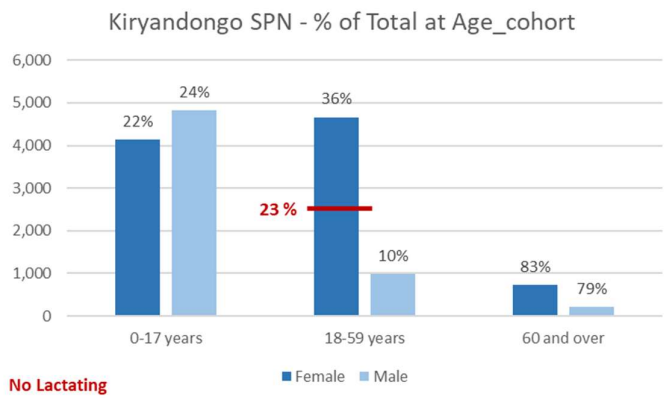

Persons 0 – 17 years have the largest number of specific needs while elderly are the most affected in terms of percentage. As seen in other settlements, there is a large number of women lactating.

Variation of Specific Needs remained stable in the settlement with more increases in categories.

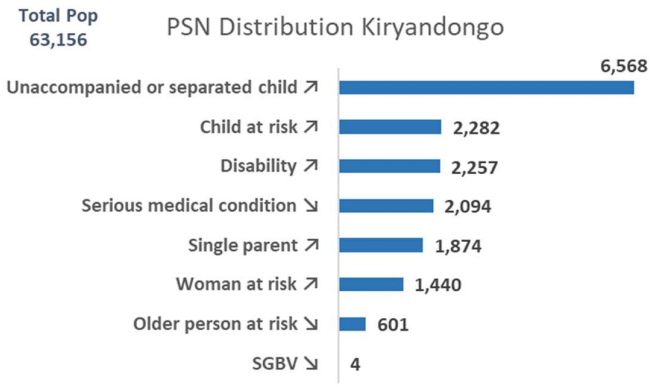

Disability is on the rise in the settlement and concerns both mental and physical impairment, according to the Washington Group guidance.

Female headed household with no able member

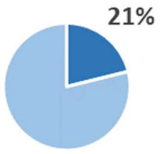

About two thousand households are concerned in the settlement.
Not able members are those vulnerable with Disability, Serious Medical Condition) or in the groups of children or elderly.

Elder household head with children

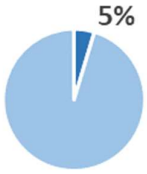

500 households are led by elderly with children having no able member supporting with potential income.

Families mentioned they didn't have unregistered members.

SOCIO-ECONOMIC

Most Unmet Needs according to Households in the Settlement

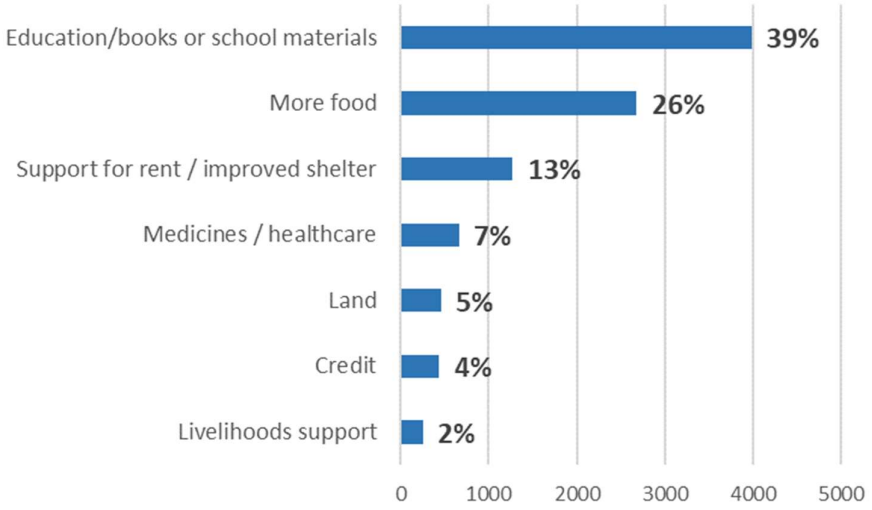

Other unmet needs in the settlement include: physical security; better quality of food; agricultural inputs; sleeping mat; clothes and shoes etc.

Occupation – 23% of Total population at age of work have occupation (due to high rate of unemployed students)

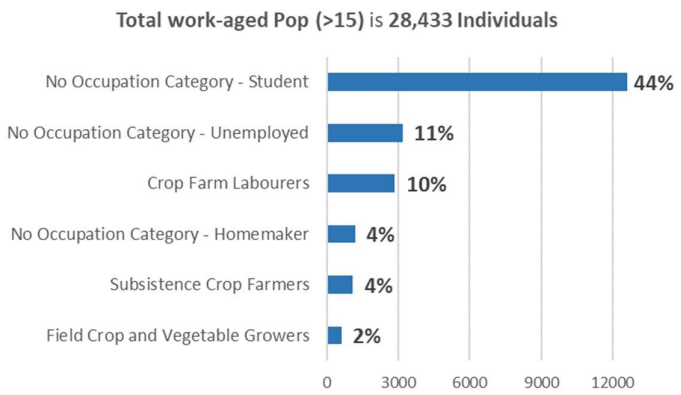

1,005 (**4%** of work-aged pop) individuals above 59 reported to have occupation.

Most important sources of earning

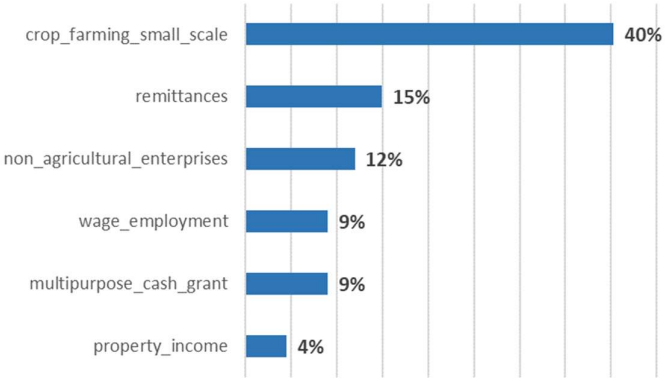

Other sources of income reported include non-agricultural enterprises, livestock farming small-scale, property income etc.

No Access to additional land for agriculture

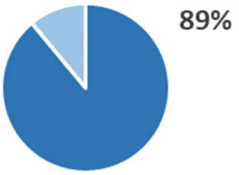

Dependency Ratio

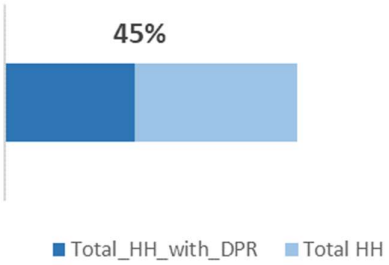

45% of families have dependency ratio of one to double, meaning that one instance of able member supports twice vulnerable in the family.

SECTORAL

Education: 71% reported having Education.
Presence of school-aged children not attending school

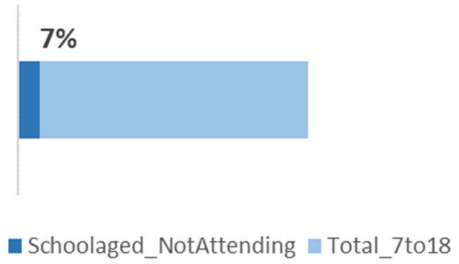

7% of school-aged children in Kiryandongo are not attending school

5% among the school-aged children not attending school have **DISABILITY**

Water source for cooking/drinking

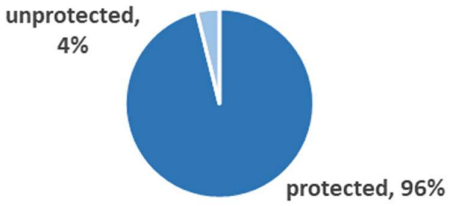

Protected water source includes: Bottled water, Dug well (protected), Water piped ,borehole, Spring (protected)

Unprotected includes: Spring (unprotected), Surface water, river dam, lake pond, stream canal, Water tank (unprotected), Dug well (unprotected)

Face barriers accessing energy source

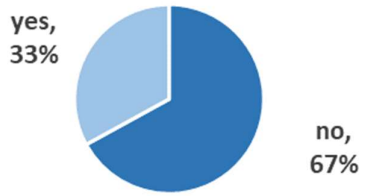

Kind of barriers include: area for fetching firewood too far; cannot afford to buy charcoal; purchase of solar panel is expensive; walking towards the fetching area is not safe; improved cookstoves are expensive

Shelter condition

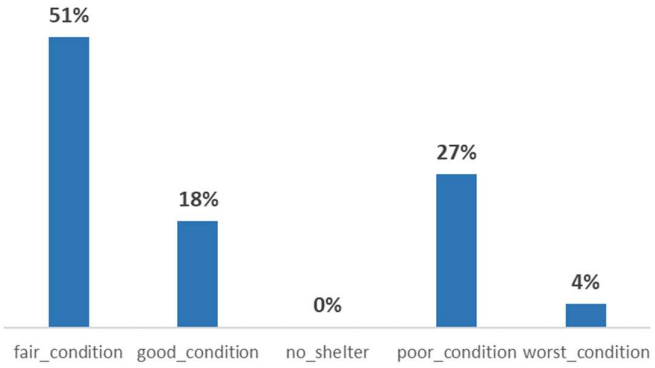

Latrine condition

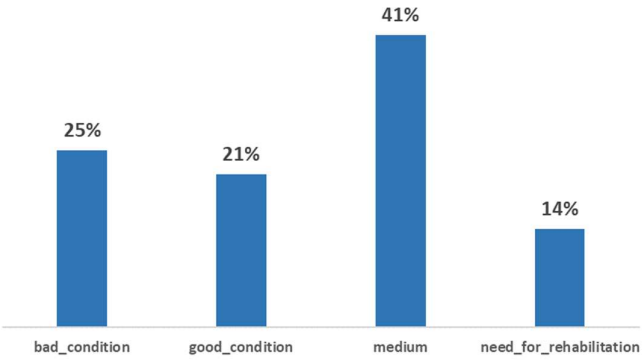

Availability of NFIs

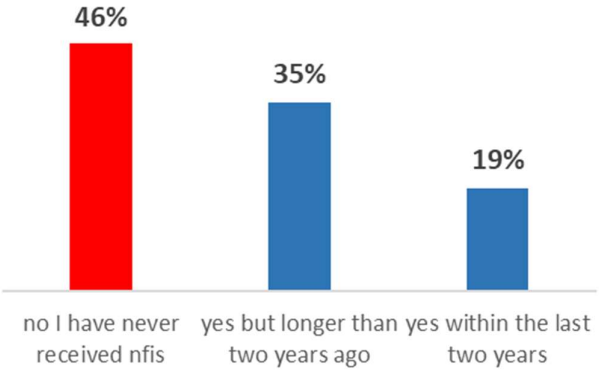

SETTLEMENT PROFILE UGANDA
PALORINYA

August 2022

DEMOGRAPHICS

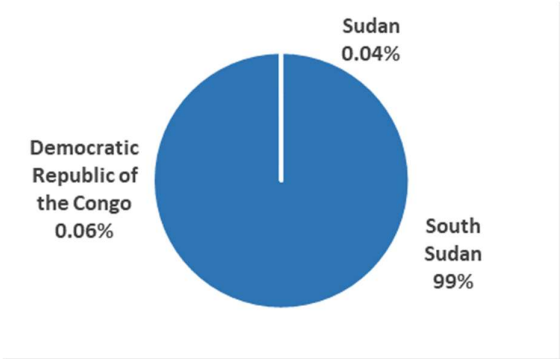

With an average household size equaling **4.6**, slightly above the country average of **4.1**, the percentage of asylum seekers is below **1**% against the total population where refugee category is predominant.

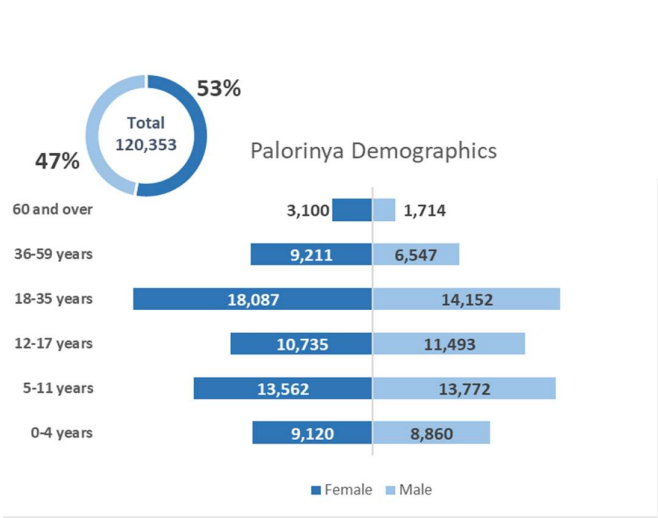

Population is approximately balanced in terms of gender breakdown with however a slight preponderance of women in the 18-35 cohort; and male children in 5 – 11 years. Settlement is predominantly young with highest percentage in age cohort 18 – 35 and 5 – 11 years. The total number of households is 26,014.

New Registration

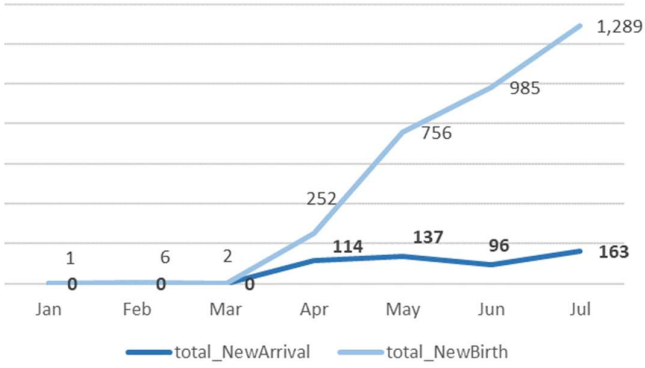

Assistance Status

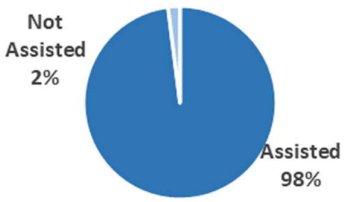

Assistance prioritization is not being implemented in the settlement, unlike in South-West.

PROTECTION SPECIFIC NEEDS

Households engaged in non-food coping mechanisms

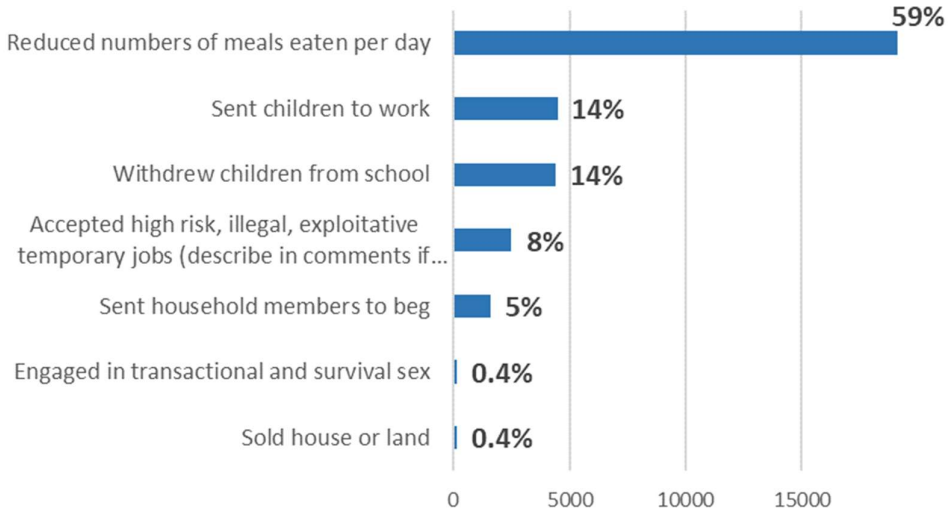

20% of total population have specific needs, which is below the average 30% of the Southwest region

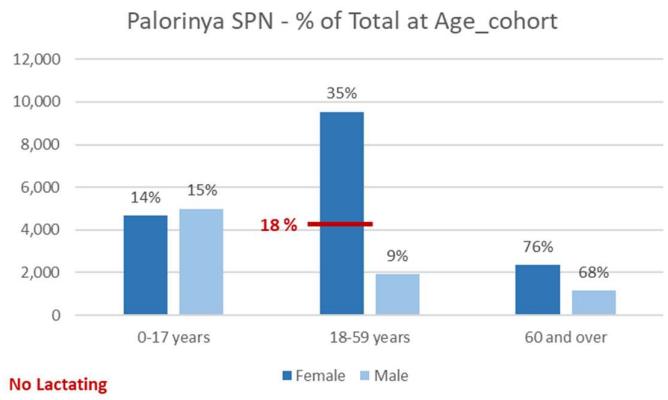

Persons 0 – 17 years have the largest number of specific needs while elderly are the most affected in terms of percentage. As seen in other settlements, there is a large number of women lactating.

Variation of Specific Needs is on the rise in the settlement with more increases in categories.

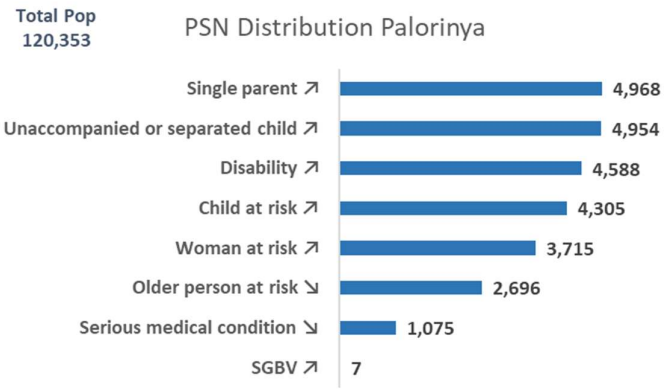

Disability is on the rise in the settlement and concerns both mental and physical impairment, according to the Washington Group guidance.

Female headed household with no able member

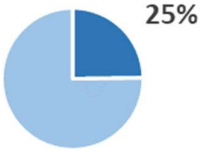

About six thousand households are concerned in the settlement.
Not able members are those vulnerable with Disability, Serious Medical Condition) or in the groups of children or elderly.

Elder household head with children

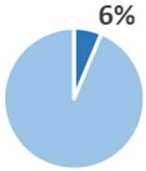

1,600 households are led by elderly with children having no able member supporting with potential income.

1,520 families mentioned they have unregistered members

SOCIO-ECONOMIC

Most Unmet Needs according to Households in the Settlement

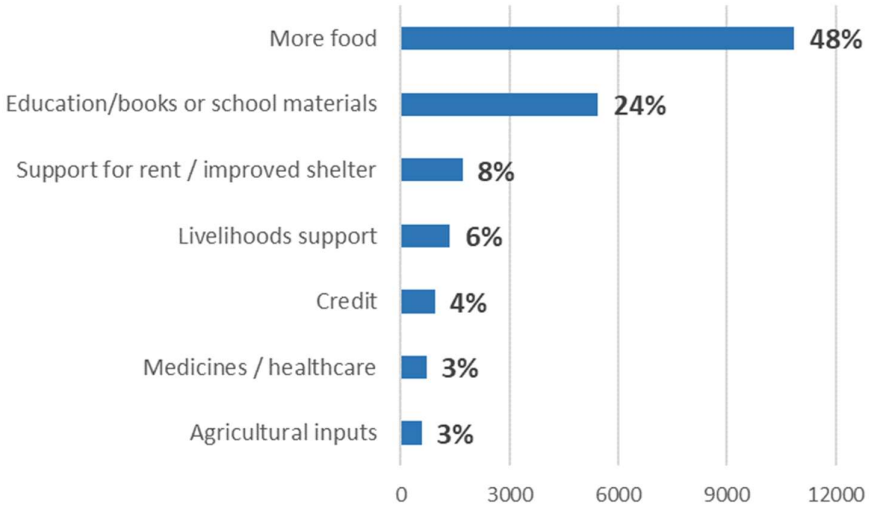

Other unmet needs in the settlement include: physical security; better quality of food; agricultural inputs; sleeping mat; clothes and shoes etc.

Occupation – 35% of Total population at age of work have occupation (due to high rate of unemployed students)

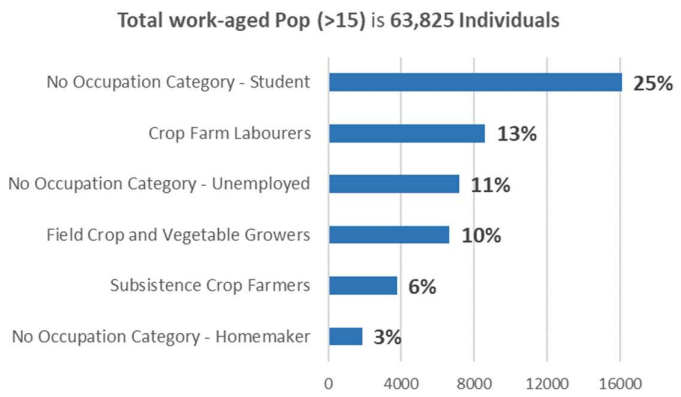

4,026 (**6%** of work-aged pop) individuals above 59 reported to have occupation.

Most important sources of earning

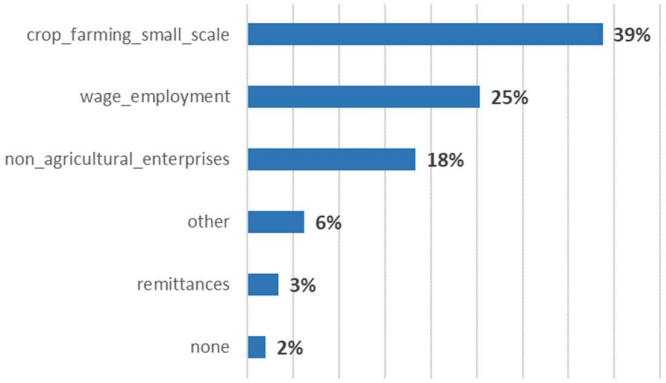

Other sources of income reported include non-agricultural enterprises, livestock farming small-scale, property income etc.

No Access to additional land for agriculture

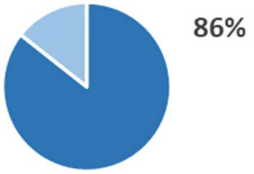

Dependency Ratio

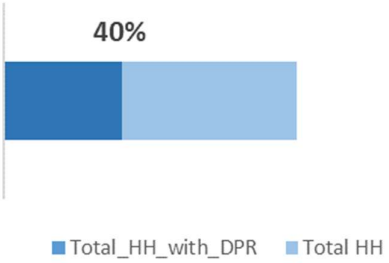

40% of families have dependency ratio of one to double, meaning that one instance of able member supports twice vulnerable in the family.

SECTORAL

Education: 74% reported having Education.
Presence of school-aged children not attending school

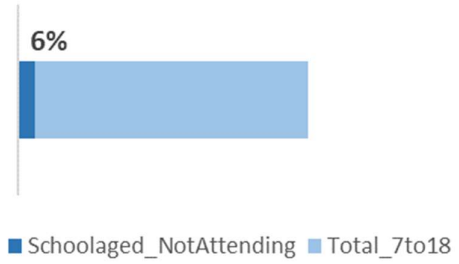

6% of school-aged children in Palorinya are not attending school

6% among the school-aged children not attending school have **DISABILITY**

Water source for cooking/drinking

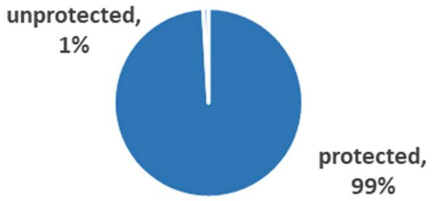

Protected water source includes: Bottled water, Dug well (protected), Water piped ,borehole, Spring (protected)

Unprotected includes: Spring (unprotected), Surface water, river dam, lake pond, stream canal, Water tank (unprotected), Dug well (unprotected)

Face barriers accessing energy source

Kind of barriers include: area for fetching firewood too far; cannot afford to buy charcoal; purchase of solar panel is expensive; walking towards the fetching area is not safe; improved cookstoves are expensive

Shelter condition

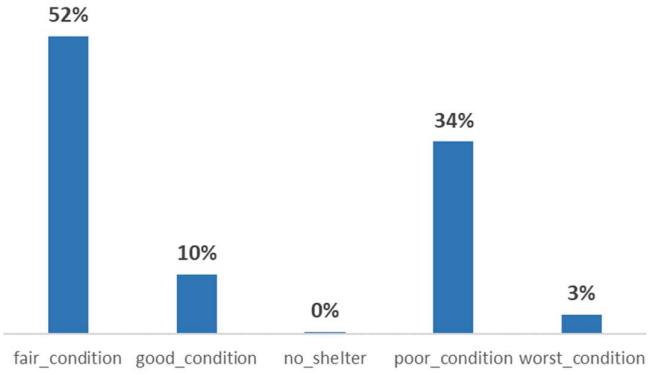

Latrine condition

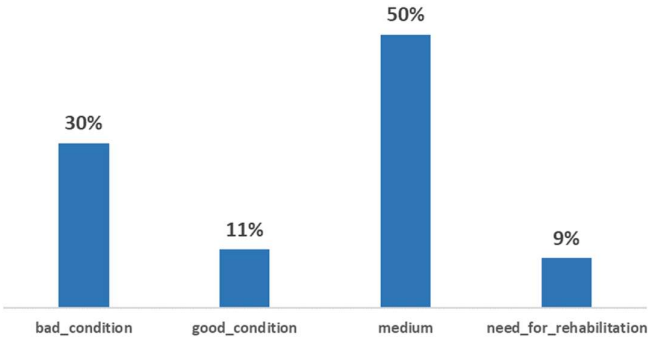

Availability of NFIs

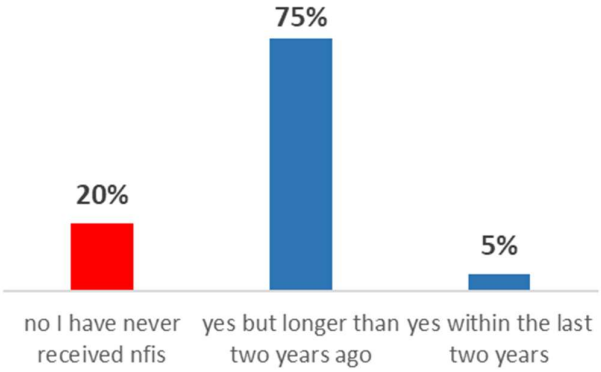

SETTLEMENT PROFILE UGANDA
South-West Settlements – **IMVEPI**

June 2022

DEMOGRAPHICS

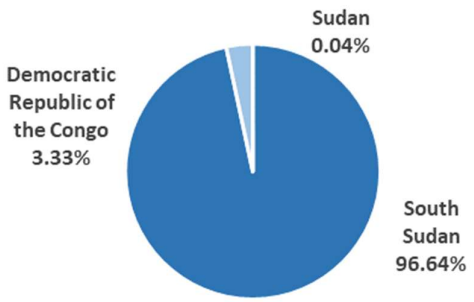

With an average household size equaling **4.1**, equal to the country average of **4.1**, the percentage of asylum seekers is below **1**% against the total population where refugee category is predominant.

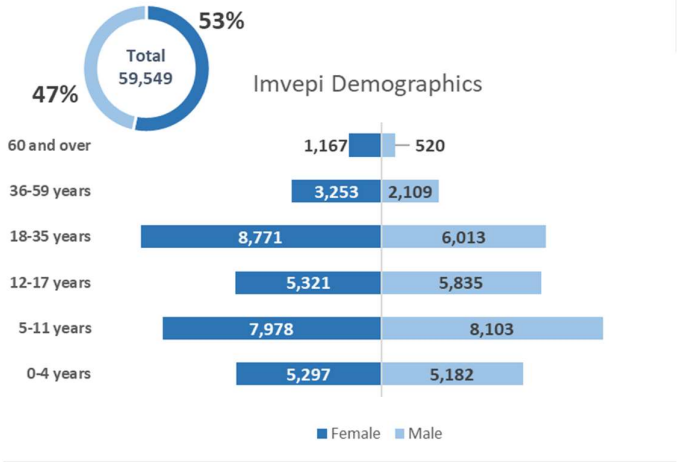

Population is approximately balanced in terms of gender breakdown with however a slight preponderance of women in the 18-35 cohort; and children in 5 – 11 years. Settlement is predominantly young with highest percentage in age cohort 18 – 35 and 5 – 11 years. The total number of households is 14,409.

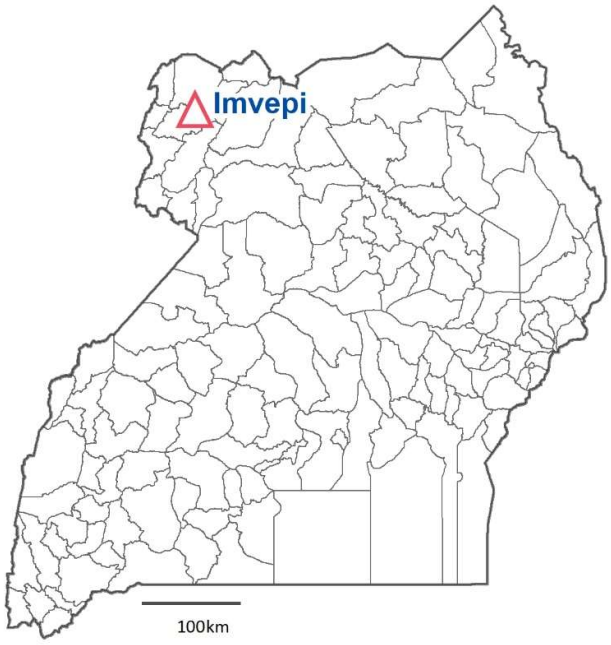

New Registration

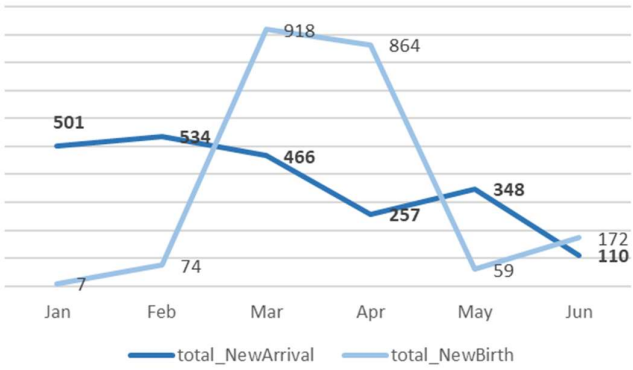

Assistance Status

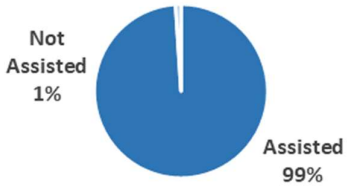

Assistance prioritization is not being implemented in the settlement, unlike in South-West.

PROTECTION SPECIFIC NEEDS

Households engaged in non-food coping mechanisms

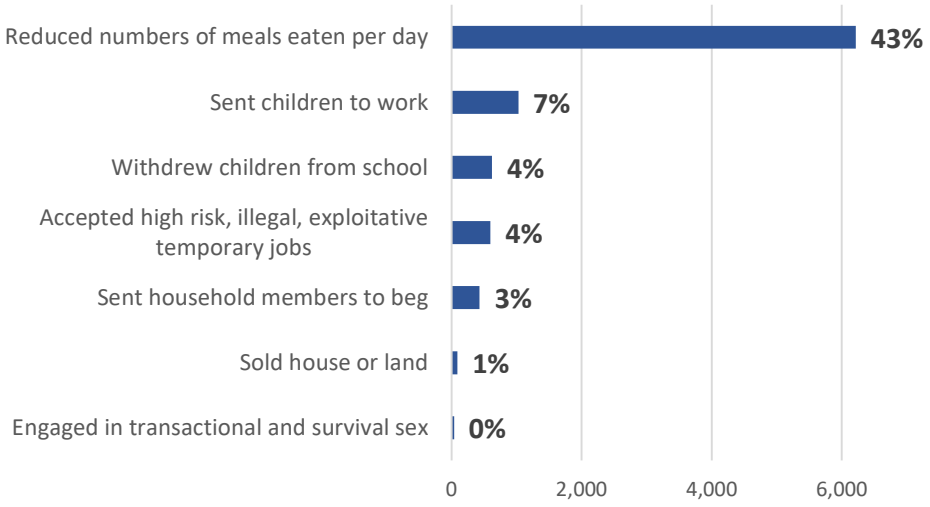

23% of total population have specific needs, which is below the average 30% of the Southwest region

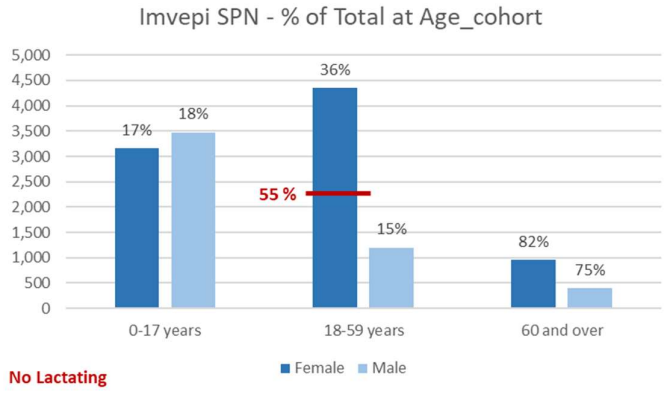

Persons 0 – 17 years have the largest number of specific needs while elderly are the most affected in terms of percentage. As seen in other settlements, there is a large number of women lactating.

Variation of Specific Needs remained stable in the settlement with both increases and decreases.

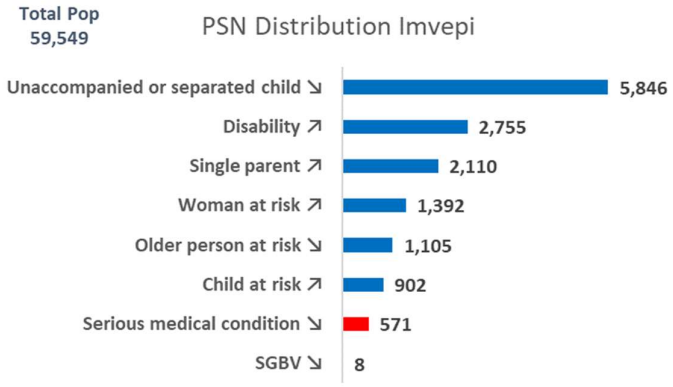

Disability is on the rise in the settlement and concerns both mental and physical impairment, according to the Washington Group guidance.

Female headed household with no able member

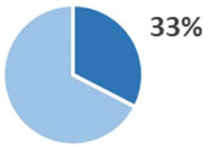

About four thousand households are concerned in the settlement.
Not able members are those vulnerable with Disability, Serious Medical Condition) or in the groups of children or elderly.

Elder household head with children

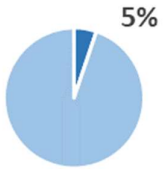

700 households are led by elderly with children having no able member supporting with potential income.

2,031 families mentioned they have unregistered members

SOCIO-ECONOMIC

Most Unmet Needs according to Households in the Settlement

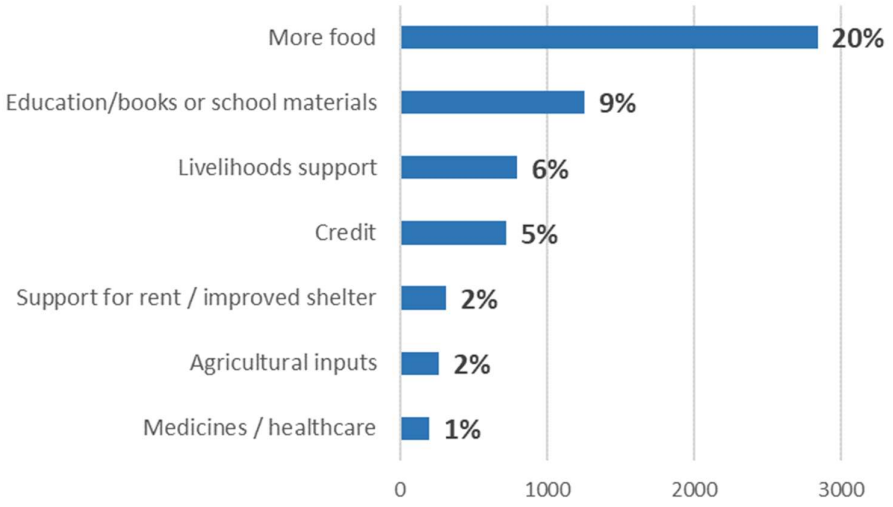

Other unmet needs in the settlement include: physical security; better quality of food; agricultural inputs; sleeping mat; clothes and shoes etc.

Occupation – 21% of Total population at age of work have occupation (due to high rate of unemployed students)

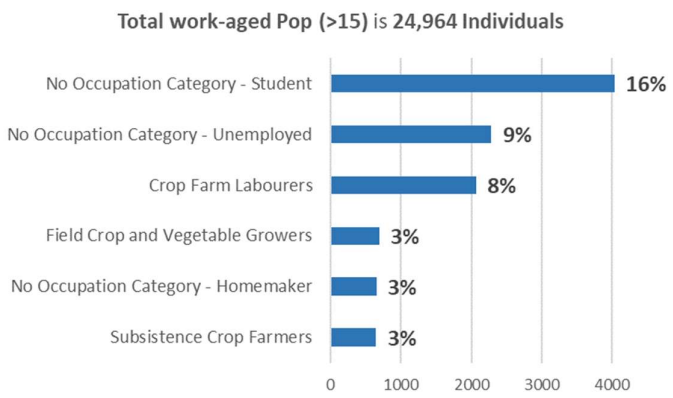

913 (**4%** of work-aged pop) individuals above 59 reported to have occupation.

Most important sources of earning

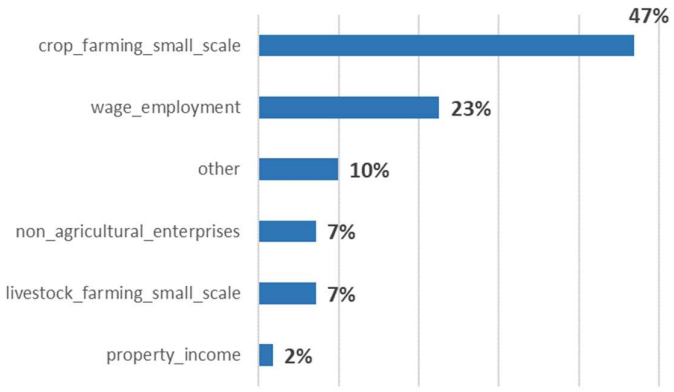

Other sources of income reported include non-agricultural enterprises, livestock farming small-scale, property income etc.

No Access to additional land for agriculture

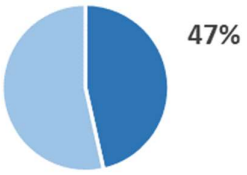

Dependency Ratio

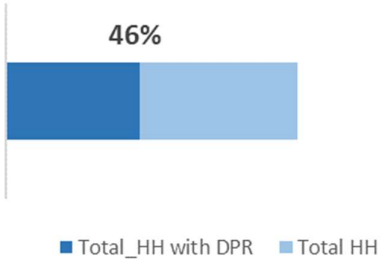

46% of families have dependency ratio of one to double, meaning that one instance of able member supports twice vulnerable in the family.

SECTORAL

Education: 70% reported having Education.
Presence of school-aged children not attending school

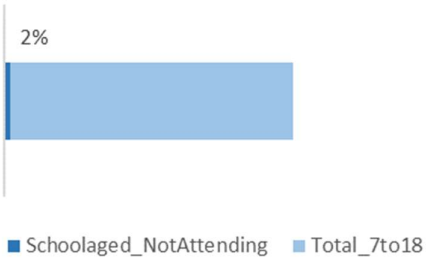

2% of school-aged children in Kyangwali are not attending school

13% among the school-aged children not attending school have **DISABILITY**

Water source for cooking/drinking

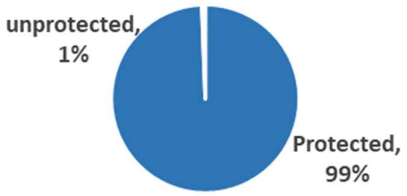

Protected water source includes: Bottled water, Dug well (protected), Water piped ,borehole, Spring (protected)

Unprotected includes: Spring (unprotected), Surface water, river dam, lake pond, stream canal, Water tank (unprotected), Dug well (unprotected)

Face barriers accessing energy source

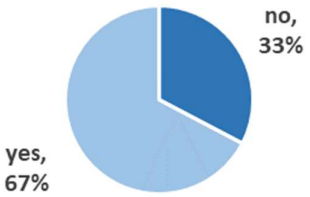

Kind of barriers include: area for fetching firewood too far; cannot afford to buy charcoal; purchase of solar panel is expensive; walking towards the fetching area is not safe; improved cookstoves are expensive

Shelter condition

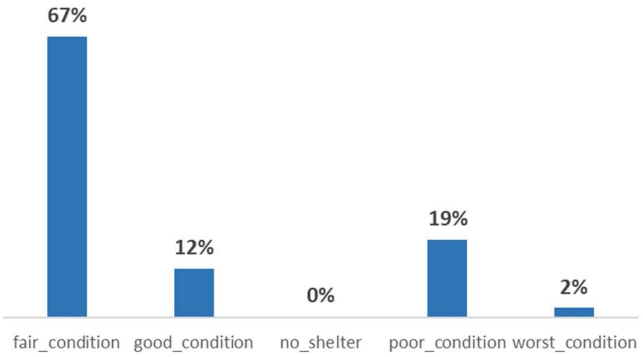

Latrine condition

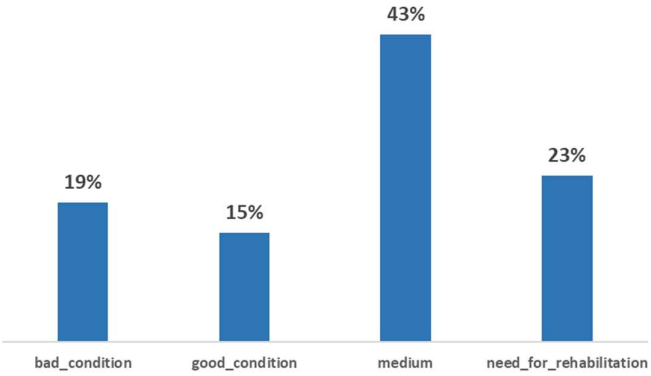

Availability of NFIs

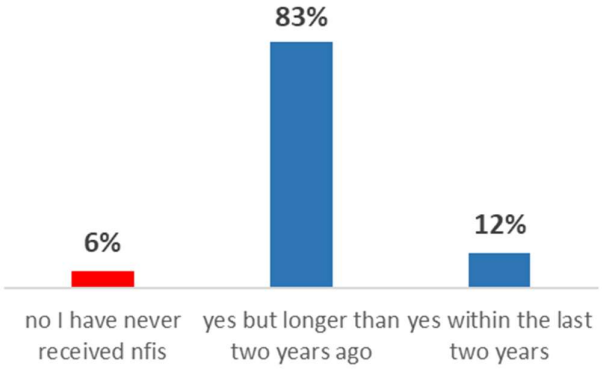

SETTLEMENT PROFILE UGANDA

South-West Settlements – **KYANGWALI**

June 2022

DEMOGRAPHICS

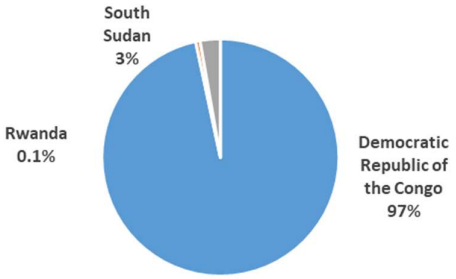

Gender is balanced in the settlement

With an average household size equaling **3.3**, below the country average of **4.1**, the percentage of asylum seekers is **2**% against the total population where refugee category is predominant.

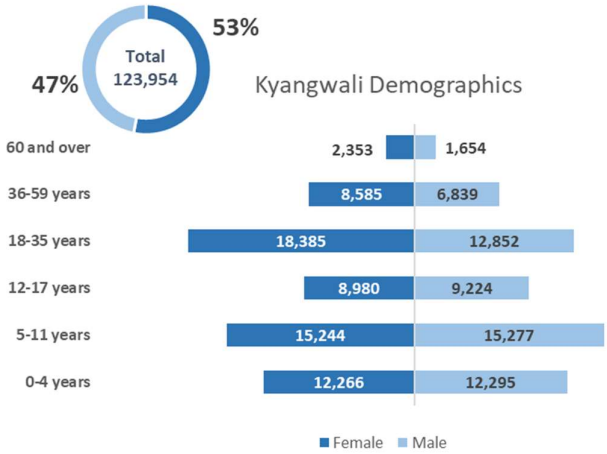

Population is approximately balanced in terms of gender breakdown with however a slight preponderance of women in the 18-35 cohort. Settlement is predominantly young with highest percentage in age cohort 18 – 35 years. The total number of households is 37,243.

New Registration

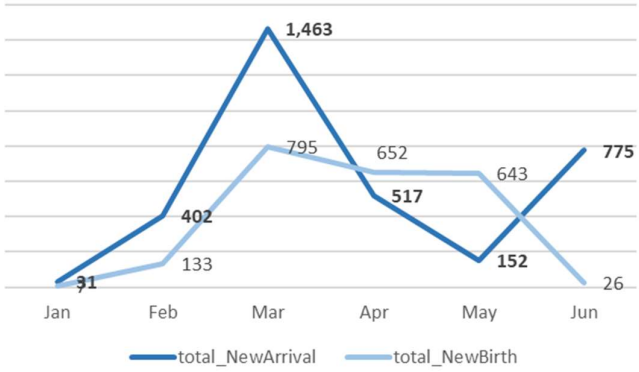

Assistance Status

Assistance prioritization is being implemented in the settlement, as in South-West.

PROTECTION SPECIFIC NEEDS

Households engaged in non-food coping mechanisms

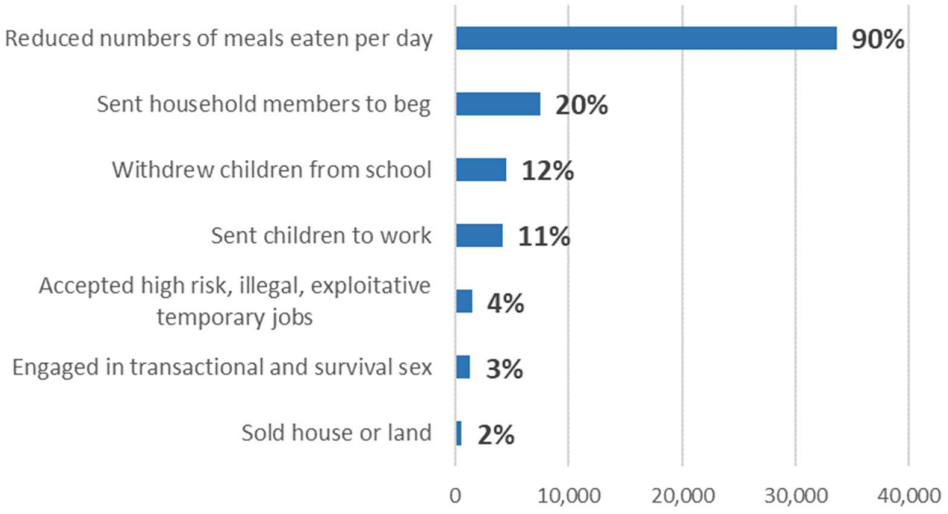

33% of total population have specific needs, which is close to the average 30% of the Southwest region

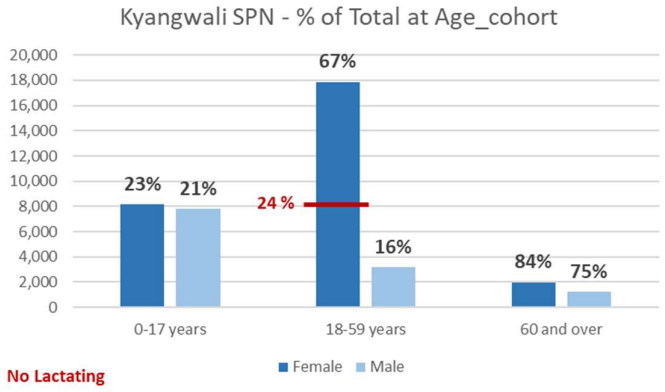

Women 18 – 59 years are still most affected by specific needs, despite the large number of lactating in the settlement

Female headed household with no able member

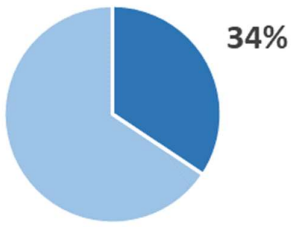

About twelve thousand households are concerned in the settlement.
Not able members are those vulnerable with Disability, Serious Medical Condition) or in the groups of children or elderly.

Most of the Specific Needs are on the rise in the settlement

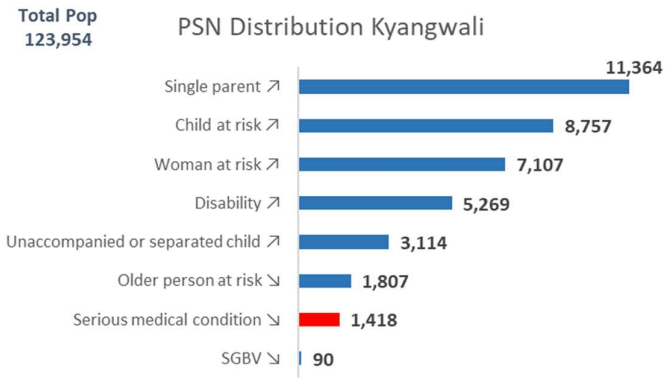

Serious medical condition in Kyangwali is one of the highest when compared to the other settlement of the Southwest region (Nakivale settlement having the highest).

Elder household head with children

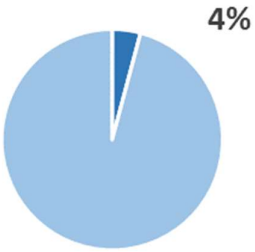

1,544 households are led by elderly with children having no able member supporting with potential income.

2,372 families mentioned they have unregistered members

SOCIO-ECONOMIC

Most Unmet Needs according to Households in the Settlement

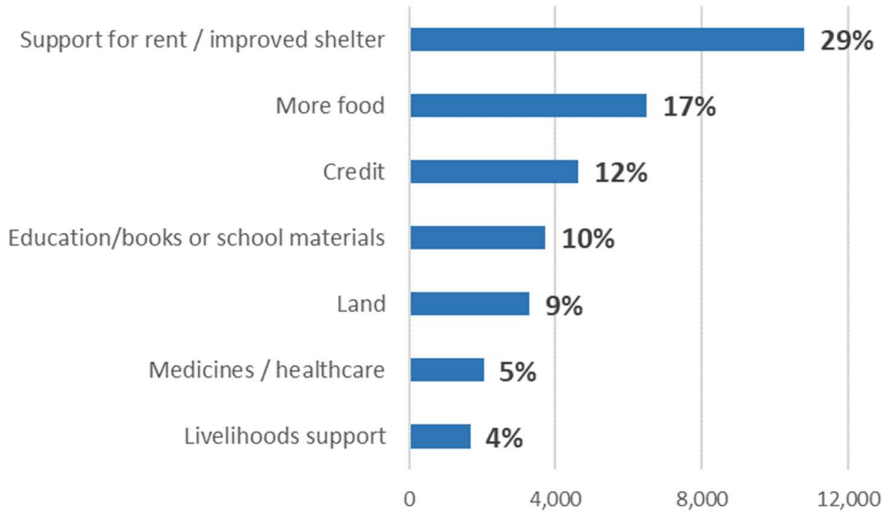

Other unmet needs in the settlement include: physical security; better quality of food; agricultural inputs; sleeping mat; clothes and shoes etc.

Occupation – 55% of Total population at age of work have occupation

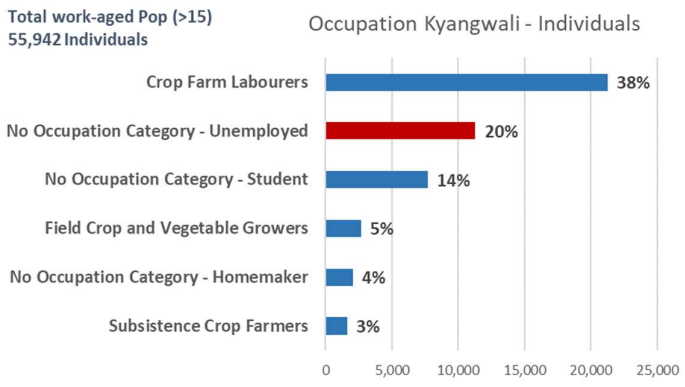

1,575 (**3%** of work-aged pop) individuals above 59 reported to have occupation.

Most important sources of earning

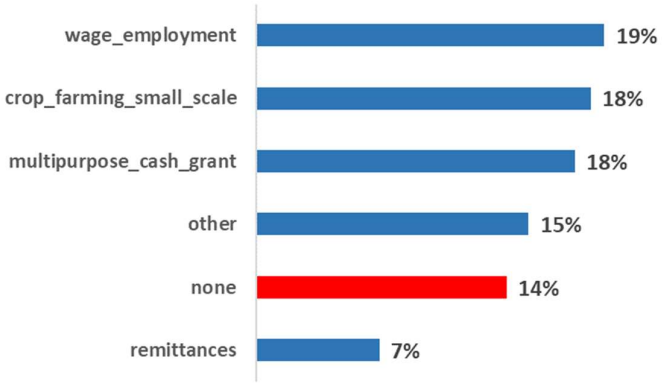

Other sources of income reported include non-agricultural enterprises, livestock farming small-scale, property income etc.

No Access to additional land for agriculture

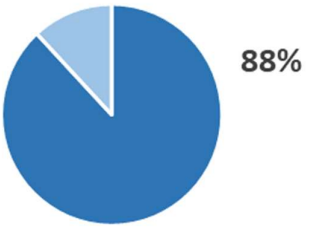

Dependency Ratio

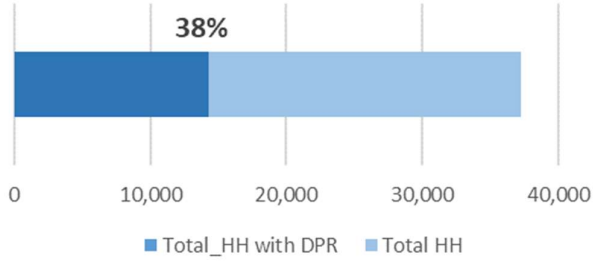

38% of families in Kyangwali have dependency ratio of one to double, meaning that one instance of able member supports twice vulnerable in the family.

SECTORAL

Education: 46% reported having Education in Kyangwali
Presence of school-aged children not attending school

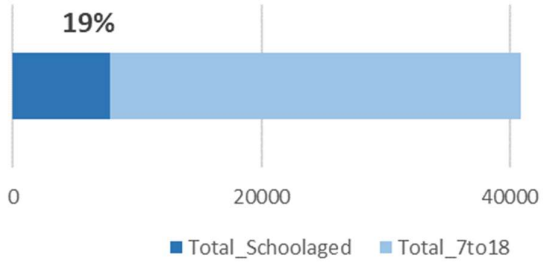

19% of school-aged children in Kyangwali are not attending school

5% of the school-aged children not attending school have **DISABILITY**

Water source for cooking/drinking

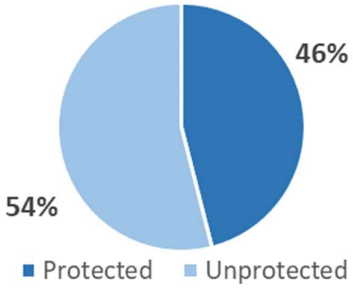

Protected water source includes: Bottled water, Dug well (protected), Water piped ,borehole, Spring (protected)

Unprotected includes: Spring (unprotected), Surface water, river dam, lake pond, stream canal, Water tank (unprotected), Dug well (unprotected)

Face barriers accessing energy source

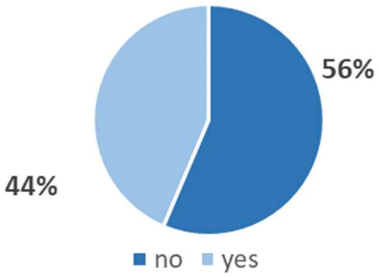

Kind of barriers include: area for fetching firewood too far; cannot afford to buy charcoal; purchase of solar panel is expensive; walking towards the fetching area is not safe; improved cookstoves are expensive

Shelter condition

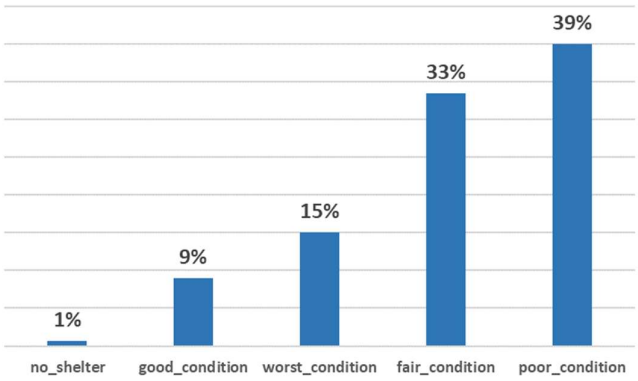

Latrine condition

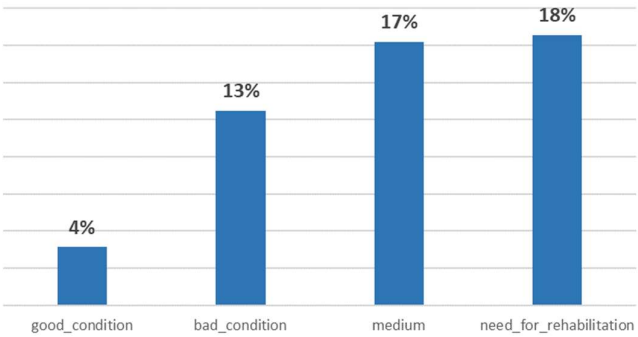

Availability of NFIs

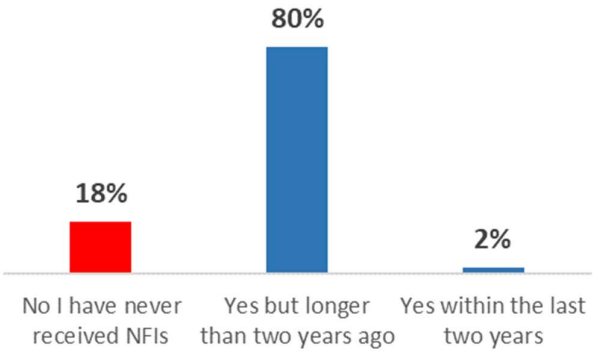

SETTLEMENT PROFILE UGANDA

South-West Settlements – LOBULE

June 2022

DEMOGRAPHICS

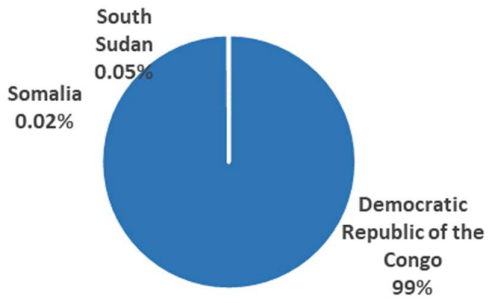

With an average household size equaling **6.1**, above the country average of **4.1**, the percentage of asylum seekers is below **1**% against the total population where refugee category is predominant.

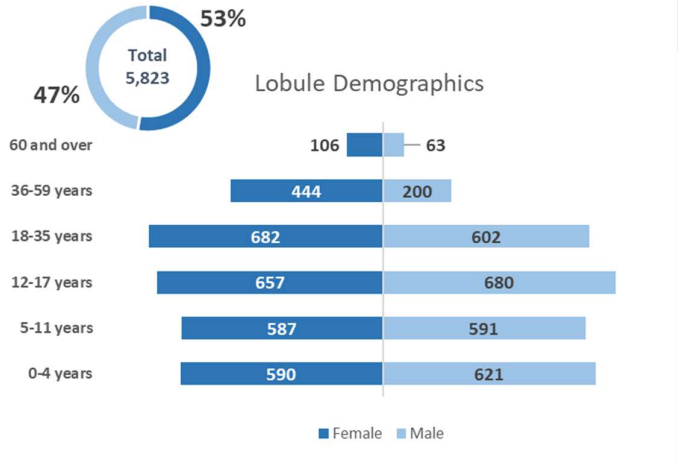

Population is approximately balanced in terms of gender breakdown with however a slight preponderance of women in the 18-35 cohort. Settlement is predominantly young with highest percentage in age cohort 18 – 35 and 12 – 17 years. The total number of households is 951.

New Registration

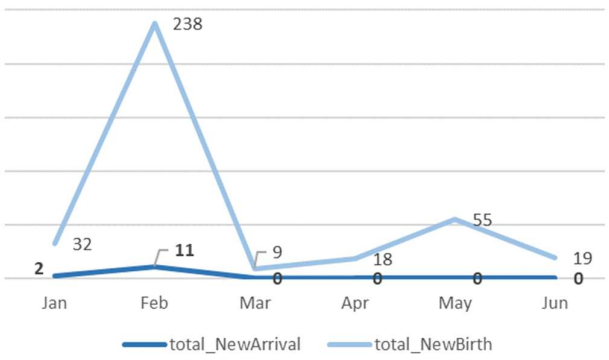

Assistance Status

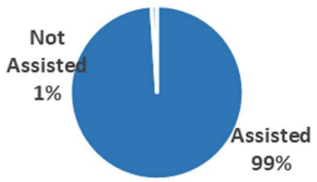

Assistance prioritization is not being implemented in the settlement, unlike in South-West.

PROTECTION SPECIFIC NEEDS

Households engaged in non-food coping mechanisms

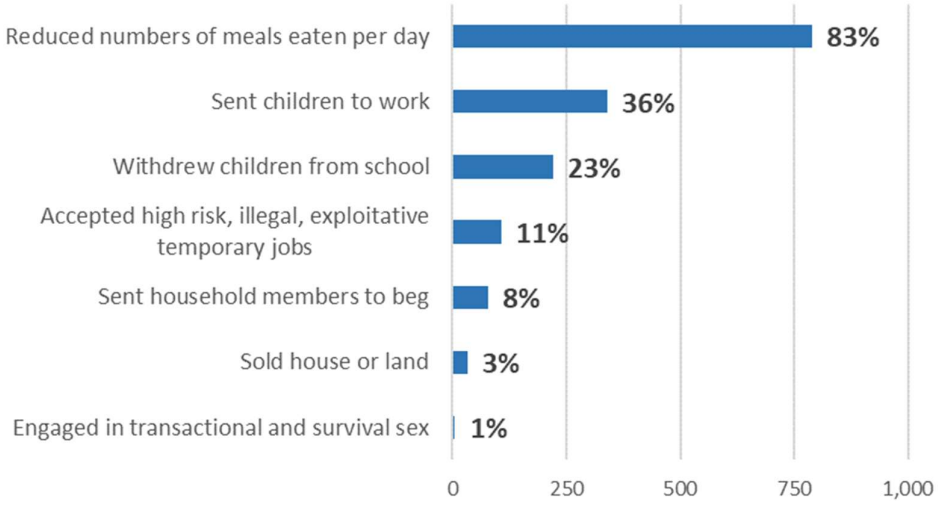

29% of total population have specific needs, which is close to the average 30% of the Southwest region

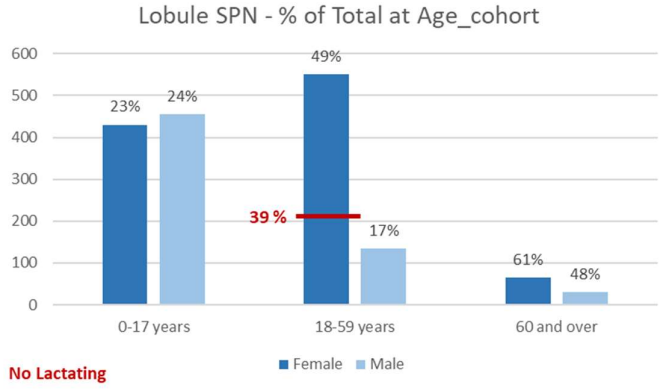

Persons 0 – 17 years have the largest number of specific needs while elderly are the most affected in terms of percentage. As seen in other settlements, there is a large number of women lactating

Female headed household with no able member

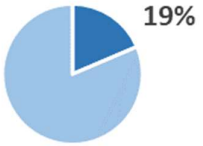

About a hundred households are concerned in the settlement. Not able members are those vulnerable with Disability, Serious Medical Condition) or in the groups of children or elderly.

Variation of Specific Needs remained slightly high in the settlement with more increases than decreases in categories.

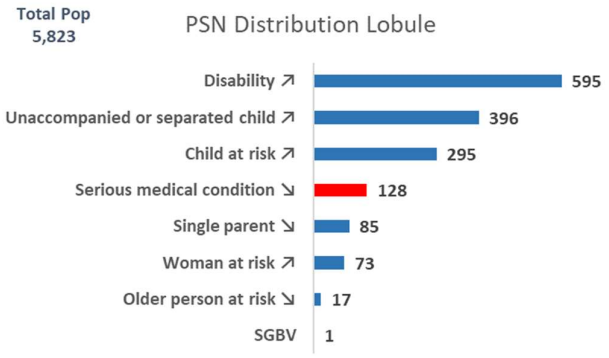

Despite its small population, serious medical condition continues to have a noticeable rank among the SPN categories.

Elder household head with children

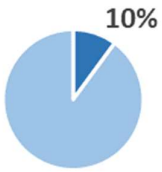

96 households are led by elderly with children having no able member supporting with potential income.

604 families mentioned they have unregistered members

SOCIO-ECONOMIC

Most Unmet Needs according to Households in the Settlement

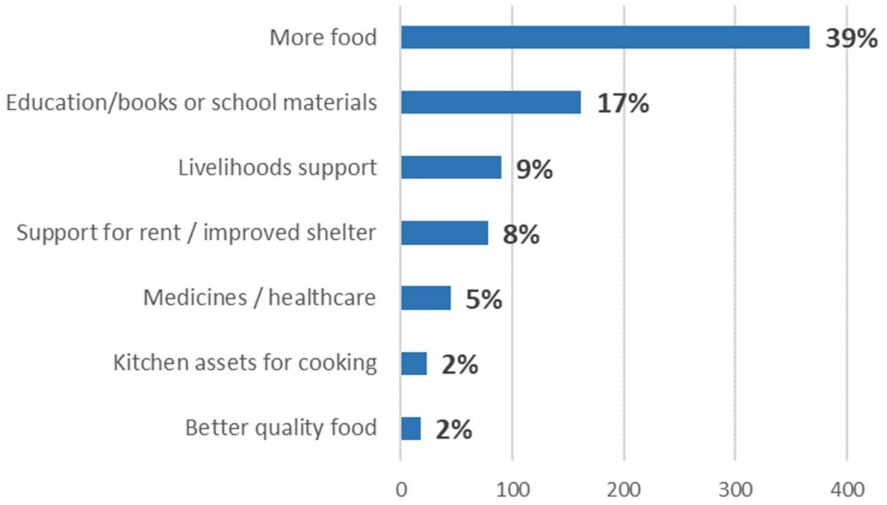

Other unmet needs in the settlement include: physical security; better quality of food; agricultural inputs; sleeping mat; clothes and shoes etc.

Occupation – 58% of Total population at age of work have occupation

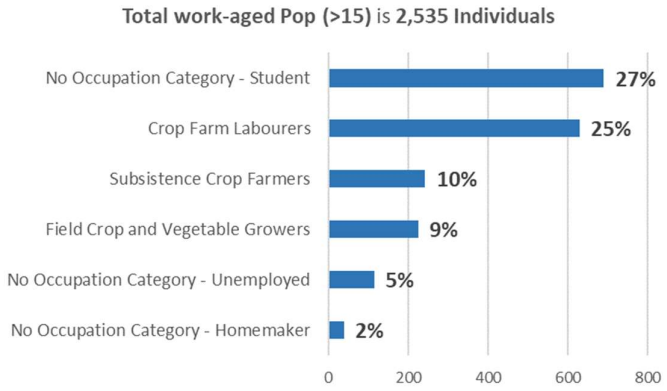

159 (6% of work-aged pop) individuals above 59 reported to have occupation.

Most important sources of earning

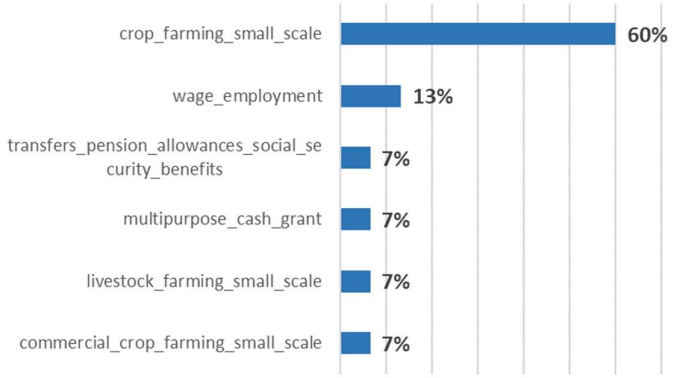

Other sources of income reported include non-agricultural enterprises, livestock farming small-scale, property income etc.

No Access to additional land for agriculture

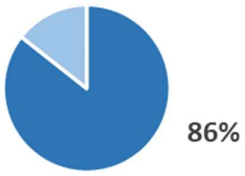

Dependency Ratio

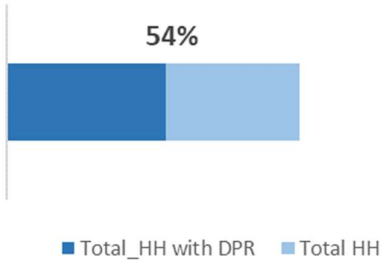

54% of families have dependency ratio of one to double, meaning that one instance of able member supports twice vulnerable in the family.

SECTORAL

Education: 70% reported having Education.
Presence of school-aged children not attending school

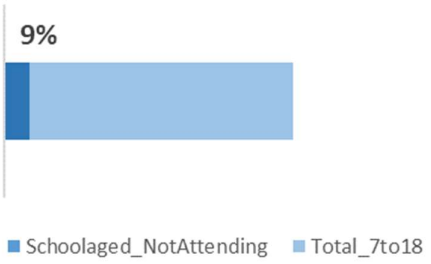

9% of school-aged children are not attending school

10% of the school-aged children not attending school have **DISABILITY**

Water source for cooking/drinking

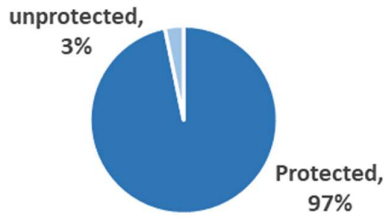

Protected water source includes: Bottled water, Dug well (protected), Water piped ,borehole, Spring (protected)

Unprotected includes: Spring (unprotected), Surface water, river dam, lake pond, stream canal, Water tank (unprotected), Dug well (unprotected)

Face barriers accessing energy source

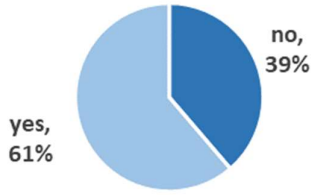

Kind of barriers include: area for fetching firewood too far; cannot afford to buy charcoal; purchase of solar panel is expensive; walking towards the fetching area is not safe; improved cookstoves are expensive

Shelter condition

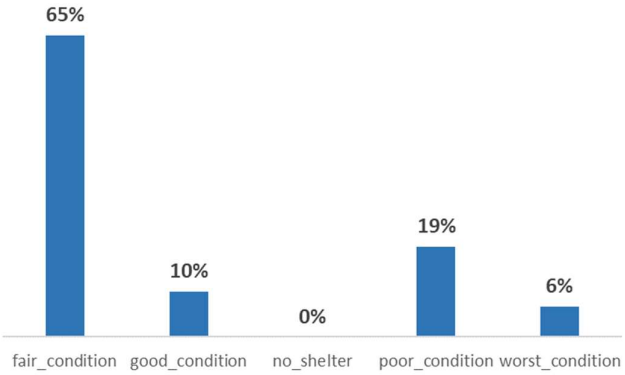

Latrine condition

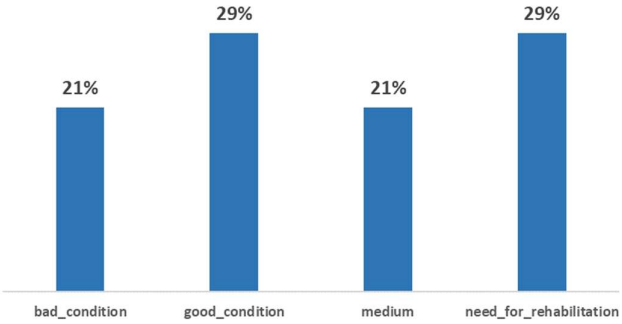
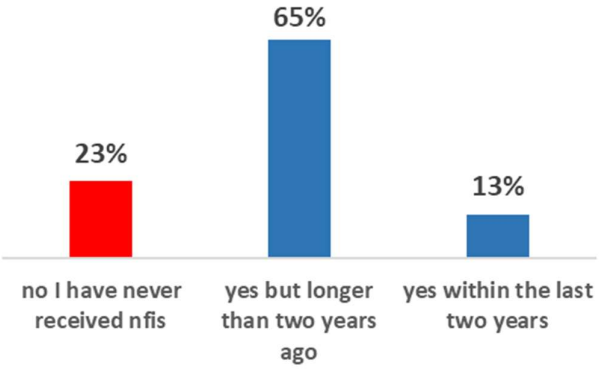
Availability of NFIs