

**Population**  
Refugees and asylum-seekers



Individuals: **90,445**

Households: **21,197**

**Settlement**

Rwamwanja

*On average two performance indicators are measured per sector against the annual 2023 RRP targets*

**UCRRP Partners: 19**



GOV'T **02**



UN Agencies **02**



NNGOs **03**



RLOs **0**



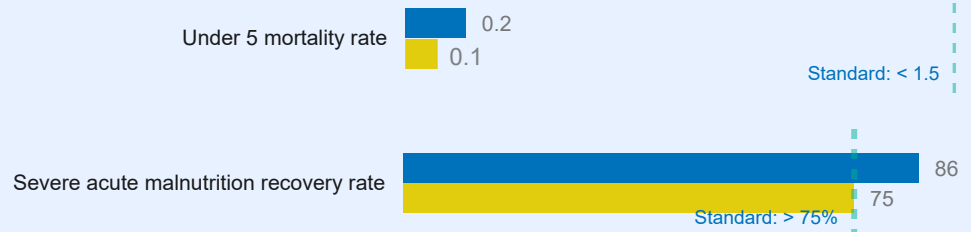
INGOs **12**

Sector of Intervention	Indicator	Achieved	Target
------------------------	-----------	----------	--------

**Education**



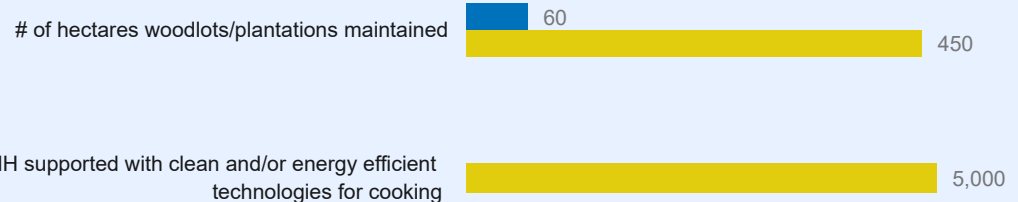
**Health & Nutrition**



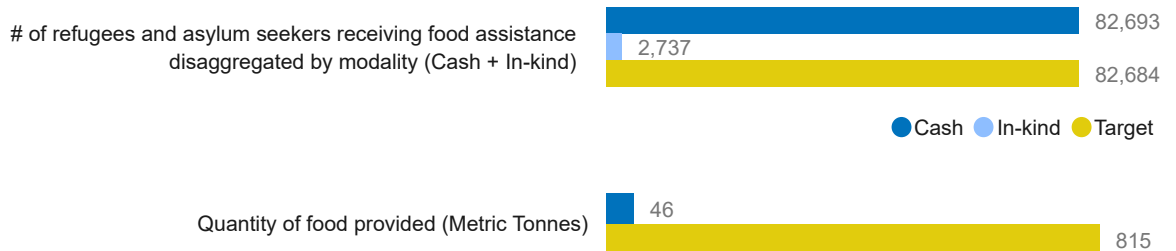
**WASH**



**Energy & Environment**



**Food Security**



**Livelihoods & Resilience**





Settlement

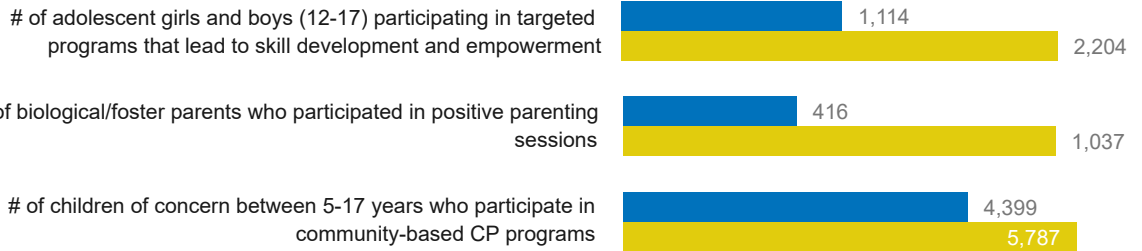
Quarter 1

Rwamwanja

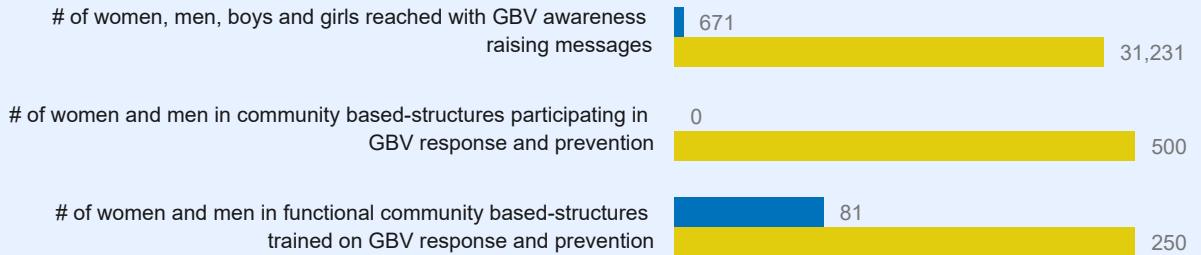
2023

Sector of Intervention	Indicator	Achieved	Target
------------------------	-----------	----------	--------

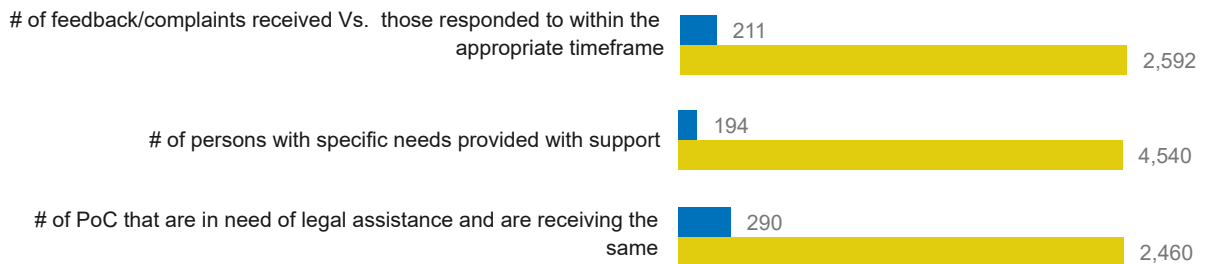
**Child Protection**



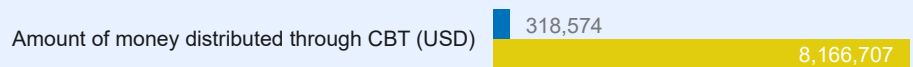

**GBV**



**Protection**



**CBI Modality**



**8,213**

Households receiving cash + voucher assistance for basic needs

**List of Partners who reported for Q1 2023, UN Agencies and Government**

**National NGOs**

NSAMIZI, TPO and TTR

**Refugee Led Organizations (RLOs)**

None reported

**International NGOs**

AAID, AIRD, ALIGHT, AVSI, COHERE, DAI, FCA, FRC, LWF, MTI, SCI, and WCC

**UN Agencies**

UNHCR and WFP

**Government**

OPM, Kamwenge DLG