

Thanks to the protection monitoring (P21) launched by UNHCR, the data were collected in the villages of Hayal Salam, Koufroun, Labane Dafak, Dizé Berté, Madjiguita, Mesteré, Borota and Goungour, in Ouaddai province and Tiné locality in Wadi-Fira province.

As of May 31, 2023, a cumulative number of 2,083 households have been interviewed and the following trends were noted. 88% of the households interviewed indicated that they had not encountered any difficulties in accessing the country of asylum. Although the vast majority of households interviewed (67%) said they had not faced any protection threat since arriving in Chad, 26% indicated that they had been victims of physical assault. 22% of households interviewed indicated that family members have remained in Sudan and will travel to Chad once the situation allows.

82% of households have children who were attending school in Sudan. Out of 23,088 pre-registered new arrivals, 55% are of school age, including 54% of girls.

Regarding the level of education out of 12,599 school-worthy, 29% are at the preschool level, 44% at the primary level and 27% are at the secondary level (Middle and High School). These statistics emphasize the urgent need to support Chadian authorities in meeting the educational needs of refugee children (55% of the population) through the construction of classrooms and other educational facilities as well as the recruitment and training of teachers.

With regard to documentation, 22% of households say they have no documents, 29% have identity cards or other types of identity documents and 49% have birth certificates.

Only 19% of households reported having information on available services. 28% of those interviewed wish to receive information on available assistance and 24% on how to access available services, hence the need to strengthen communication activities with communities.

70% of households interviewed say they do not feel safe on the streets because of the risks of exposure to gender-based violence and 2% of households say that there are risks of GBV to which mostly girls and women are exposed.

59% of households reported that they do not intend to return to Sudan even if the situation improves in the coming months and 81% say they feel integrated into the host community thanks to good cohabitation with the host community. Interviewees who do not yet feel integrated invoked risks of tensions related to access to resources (39%) and inter-community tensions (34%).

10% of households interviewed stated that 76% of children are exposed to physical aggression, 6% to child marriage 3% said there are unaccompanied children in the refugee community and host families within the refugee community are the alternative arrangement care structures.

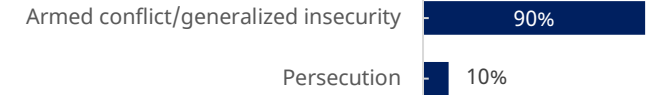
## ACCESS TO THE ASYLUM COUNTRY



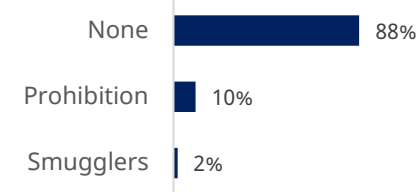
2,083

Households interviewed

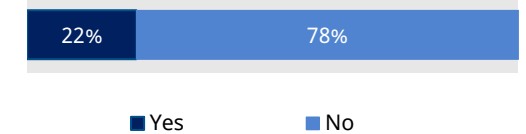
### Raison(s) of displacement



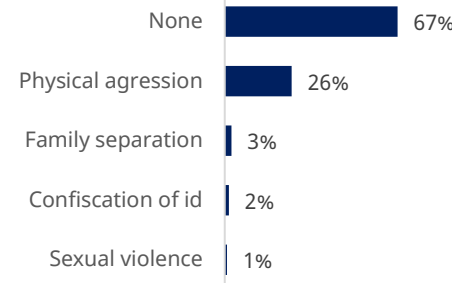
### Difficulties faced at the border



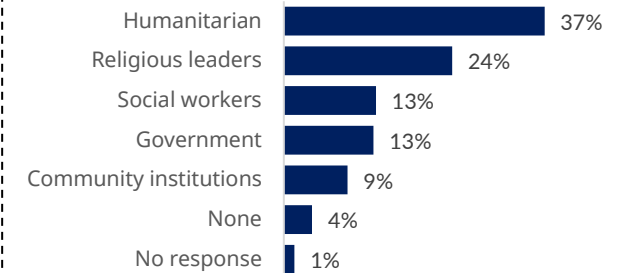
### Family members still in Sudan



### Protection risks identified in Chad

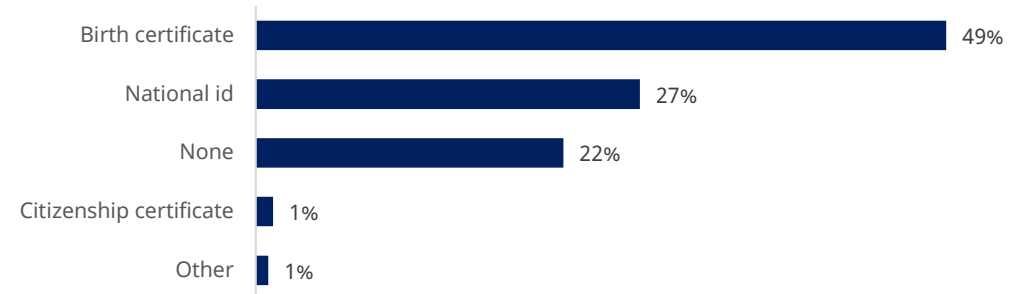


### Structures that could be contacted in case of risk



## DOCUMENTATION

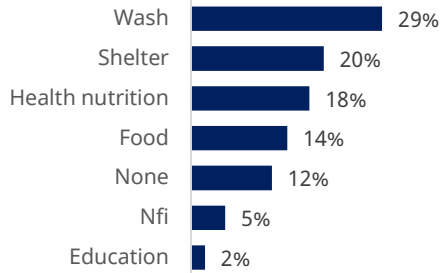
### What type of individual document do you have?



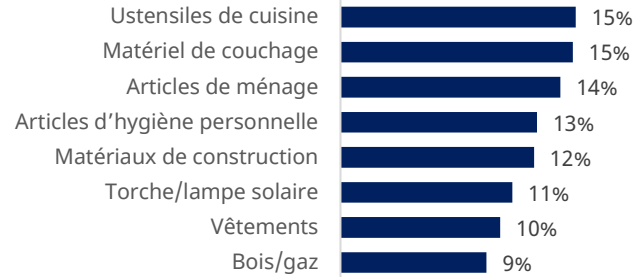
01 june 2023

BASIC NEEDS AND ESSENTIAL SERVICES

Do you have access to essential services?

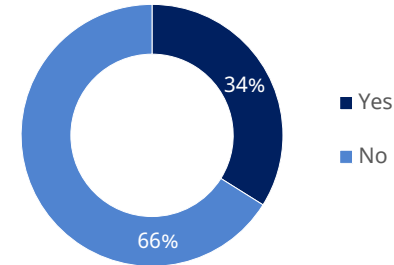


What are your priority needs?

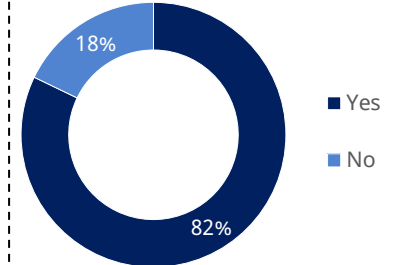


EDUCATION

School-age children

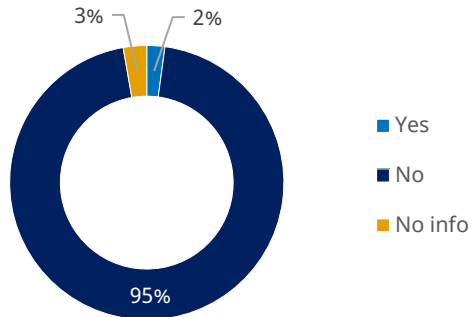


Educated in country of origin

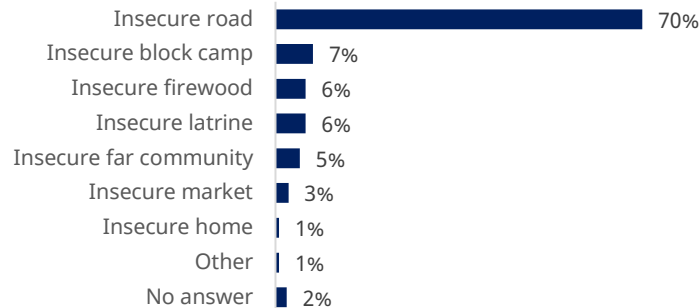


GENDER-BASED VIOLENCE

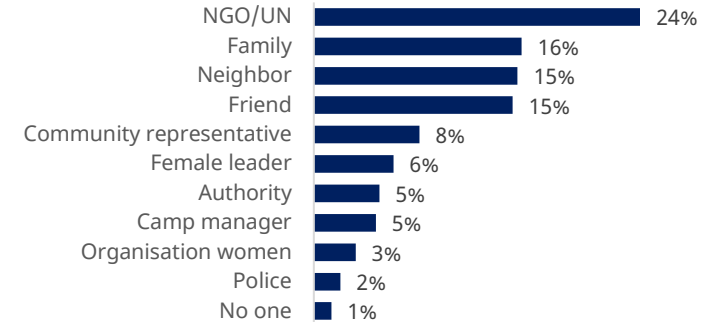
GBV risks affecting girls/women?



Places where refugees say they feel unsafe

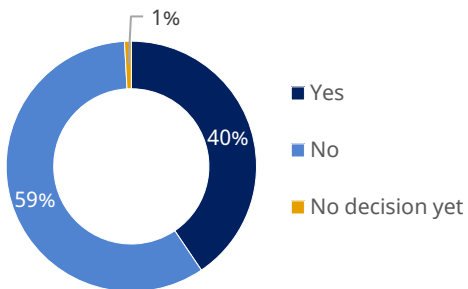


If you needed support, who would you seek it from?

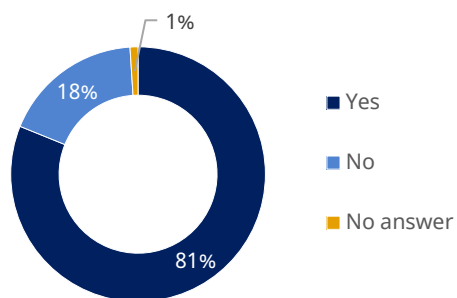


DURABLE SOLUTIONS/INTEGRATION

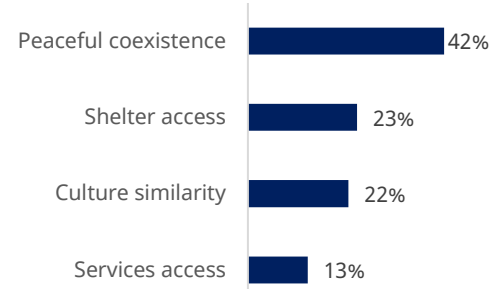
Intention to return if situation improves



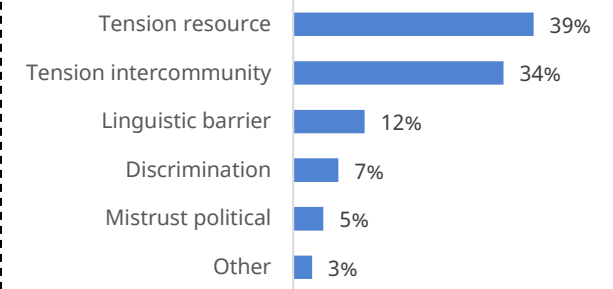
Integration into the host community



Reasons for feeling integrated

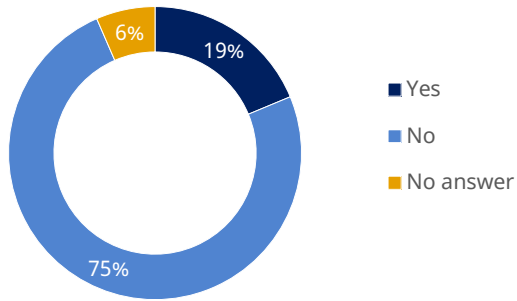


Reasons for not feeling integrated

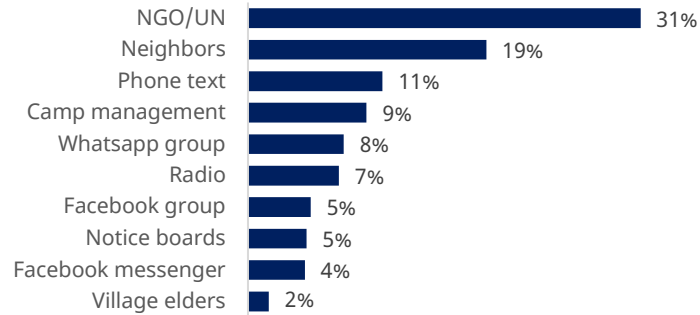


## COMMUNITY ENGAGEMENT

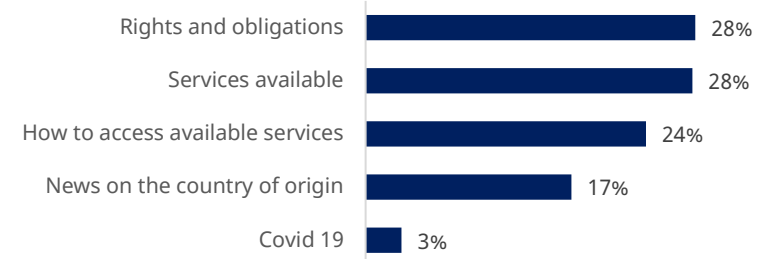
### Information about available services?



### Preferred method to receive information about available services




### What type of information would you like to receive?

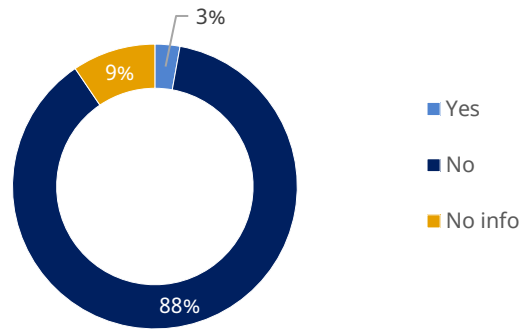


## CHILD PROTECTION

### Risks in the community facing children



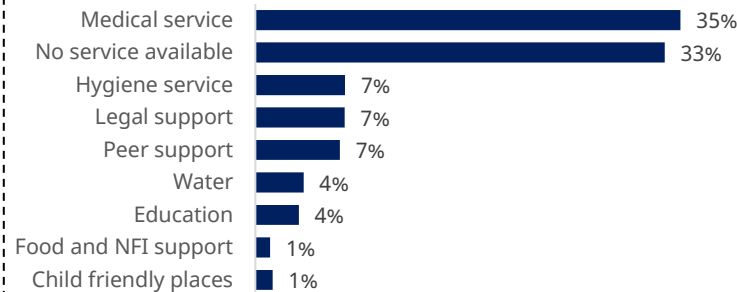
### Presence of unaccompanied children



### Alternative child-care structures in the community



### Services available for children in the community



## MAP OF ARRIVALS SITUATION

