

ITALY Sea arrivals dashboard

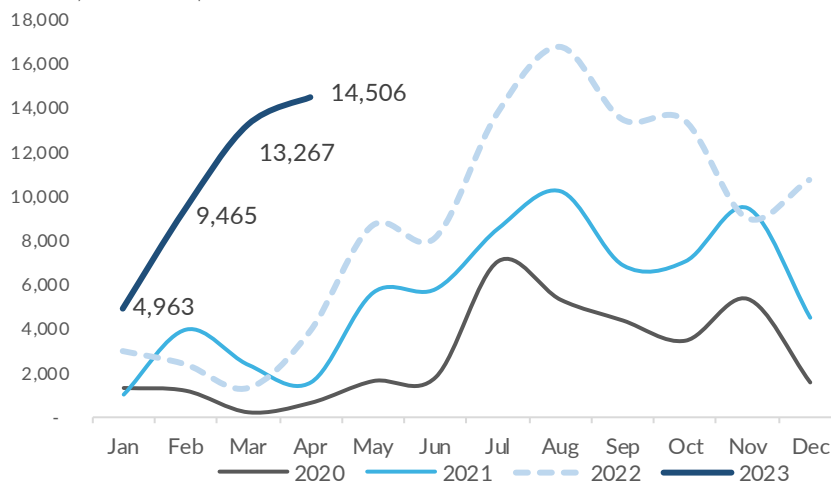
Overview

In the first four months of the year, 42,201 refugees and migrants arrived in Italy by sea, compared to 10,761 in the same period last year (+292%). April arrivals increased by 9% compared to the previous month and confirmed an upward trend since the beginning of the year. The vast majority of people arriving in April - 87% - disembarked in Sicily (12,691 persons; 255 disembarkations), followed by Calabria (1,135), Apulia (368), Campania (167), Emilia Romagna (69), Tuscany (55) and Sardinia (21).

42,201 Jan-Apr 2023 ¹
10,761 Jan-Apr 2022 ¹

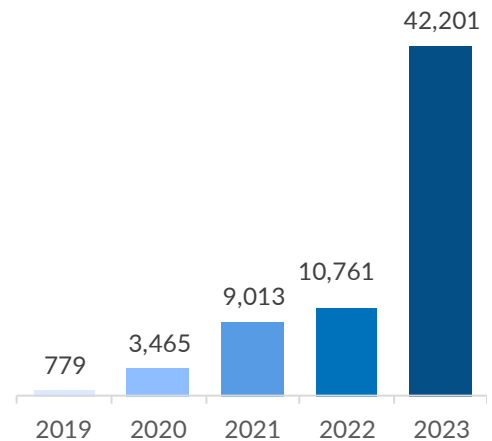
Monthly sea arrivals

January 2020 to April 2023



Yearly sea arrivals

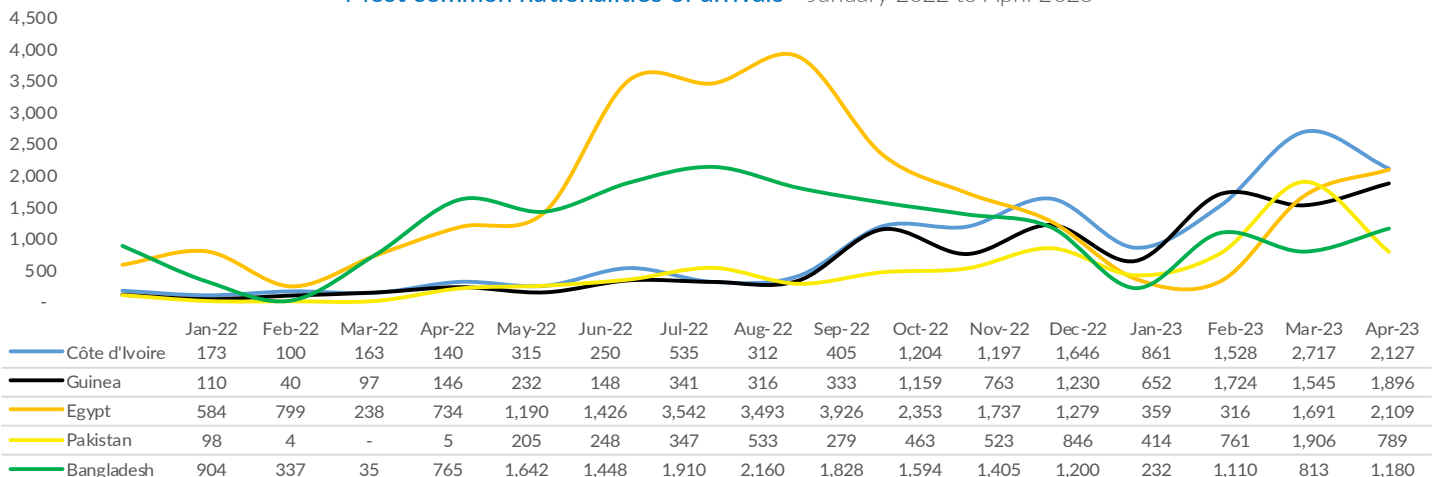
January to April, 2019-2023



Nationality of arrivals

Year to date, refugees and migrants reaching Italian shores mainly originated from Côte d'Ivoire (17%), Guinea (14%), Egypt (11%), Pakistan (9%), Bangladesh (8%), Tunisia (8%), Syrian Arab Republic (6%), Cameroon (5%), Burkina Faso (4%), and Mali (3%). In April, Ivorians made up 15% of new arrivals, registering slightly lower absolute numbers compared to the previous month. They were followed by Egyptian nationals, with the same share of the total (15%), as in March. The third main nationality was Guinean (13%), which recorded a 19% increase. Nationals originating from Côte d'Ivoire and Guinea mostly departed from Tunisia, while Egyptians embarked in Libya. Other nationalities which recorded high numbers of sea arrivals were Bangladeshi, Tunisian, and Syrian.

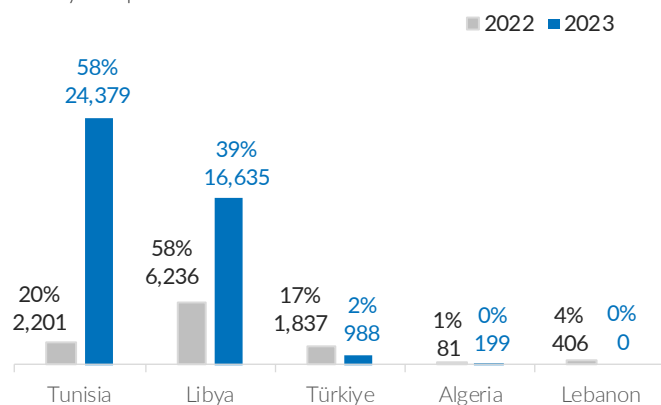
Most common nationalities of arrivals - January 2022 to April 2023



Country of embarkation

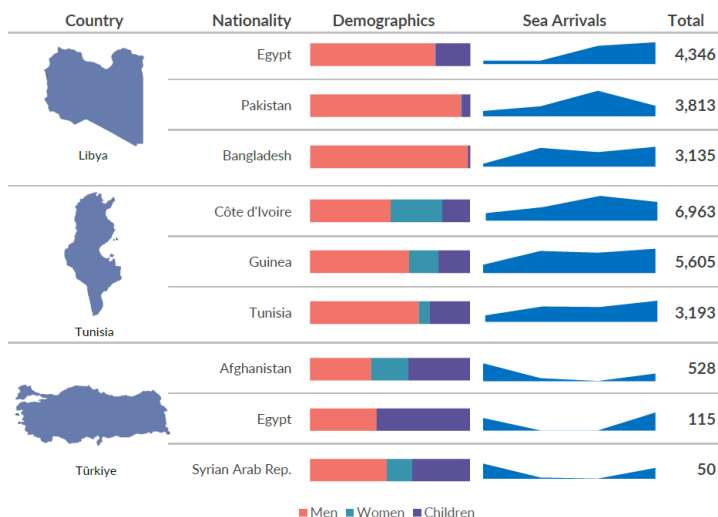
In the first four months of 2023, 58% of sea crossings departed from Tunisia (24,379 persons; 694 disembarkations), followed by 39% from Libya (16,635 persons; 116 disembarkations), 2% from Türkiye (988 persons; 11 disembarkations), and less than 1% from Algeria (199 persons, 12 disembarkations). In April, 57% of migrants and refugees departed Tunisia (230 disembarkations), 41% from Libya (33 disembarkations) and around 2% from Türkiye.

January to April 2022 - 2023



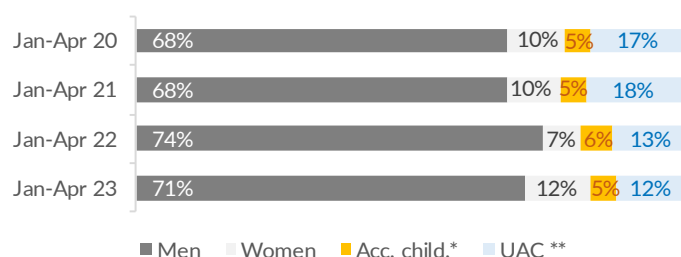
Due to rounding, percentages may not sum to 100% exactly

Top 3 nationalities by country of embarkation, January to April 2023



Demographics of arrivals

January to April 2020 - 2023



Due to rounding, percentages may not sum to 100% exactly

In the first four months of 2023, most sea arrivals were adult men (71%), followed by unaccompanied children (UAC, 12%), adult women (12%), and accompanied children (5%).

In April 2023, 1,616 adult women reached Italian shores, mainly originating from Côte d'Ivoire (720), followed by Guinea (350) and Syrian Arab Republic (103).

In the same period, 1,662 UAC arrived in Italy by sea. Main nationalities were Egyptian (440), Guinean (238), Tunisian (175), and Ivorian (160).

Nationality and demographics of arrivals – January to April 2023

