REGIONAL BUREAU FOR EAST, HORN OF AFRICA AND THE GREAT LAKES

UNHCR'S Drought response in Ethiopia, Kenya and Somalia

as of 31 May 2023

OVERVIEW

Following poor rainfall in recent years, along with changing climatic conditions, the Horn of Africa region is facing a catastrophic drought. The drought is severely affecting millions of refugees, internally displaced persons (IDPs) and their host communities in Ethiopia, Kenya and Somalia. This dashboard provides a summary of new internal and cross-border displacements from and into drought-affected areas, as conflict, insecurity and environmental elements continue to displace communities across the region. It also presents the existing refugee populations hosted in drought-affected areas.

NEW DISPLACEMENTS

260,167*

New refugee and asylum seeker arrivals into drought affected areas since Jan 2022

2.04M

Newly internally displaced population since Jan 2022 due to drought

New refugee and asylum seeker arrivals into drought affected areas					
	By Country of Origin				
Location in country of asylum	Ethiopia	Somalia	South Sudan	Others	Total
Dadaab	1,495	94,245	319	215	96,274**
Kakuma	1,167	2,044	27,594	22,052	52,857
Kenya Total	**2,662**	**96,289**	**27,913**	**22,267**	**149,131**
Melkadida Camps	-	108,003	-	-	108,003
Ethiopia Total	-	**108,003**	-	-	**108,003**
Somalia Total	**3,033**	-	-	-	**3,033**
Grand Total	**5,695**	**204,292**	**27,913**	**22,267**	**260,167**

*Figure includes registered and non-registered new arrivals.

**This figure is part of more than 100,000 arrivals to the Dadaab camps in the last several years in urgent need of shelter and other services.

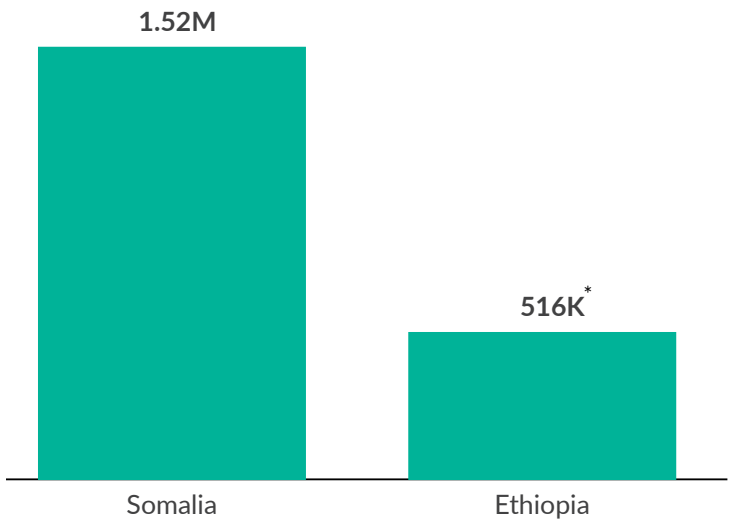

*Drought induced IDPs figures as of 30 April 2023 (Oromia: 169,086; Somali: 342,726; Afar: 4,457)

EXISTING DISPLACEMENTS

923,230

Total refugees and asylum seekers in the drought affected areas

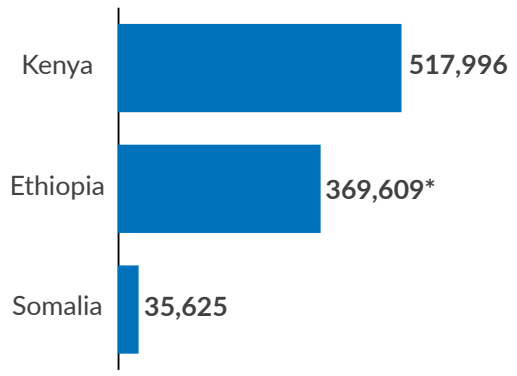

*Figures as of 30 April 2023

Country	Administrative areas	Number in drought affected areas
Kenya	Garissa (Ifo, Hagadera, Dagahaley)	253,757
	Turkana (Kakuma, Kalobeyei)	264,239
	Total	**517,996**
Ethiopia	Somali (Melkadida, Jijiga and new influx from Somalia)	360,634
	SNNP (South Omo-Kangaten)	4,938
	Oromia (Dilo, Magado, Moyale)	4,037
	Total	**369,609**
Somalia	Woqooyi Galbeed	16,790
	Bari	9,874
	Nugal	2,828
	Banadir	2,750
	Mudug	1,540
	Other	1,843
	Total	**35,625**
	Grand Total	**923,230**

UNHCR'S DROUGHT RESPONSE IN ETHIOPIA, KENYA AND SOMALIA

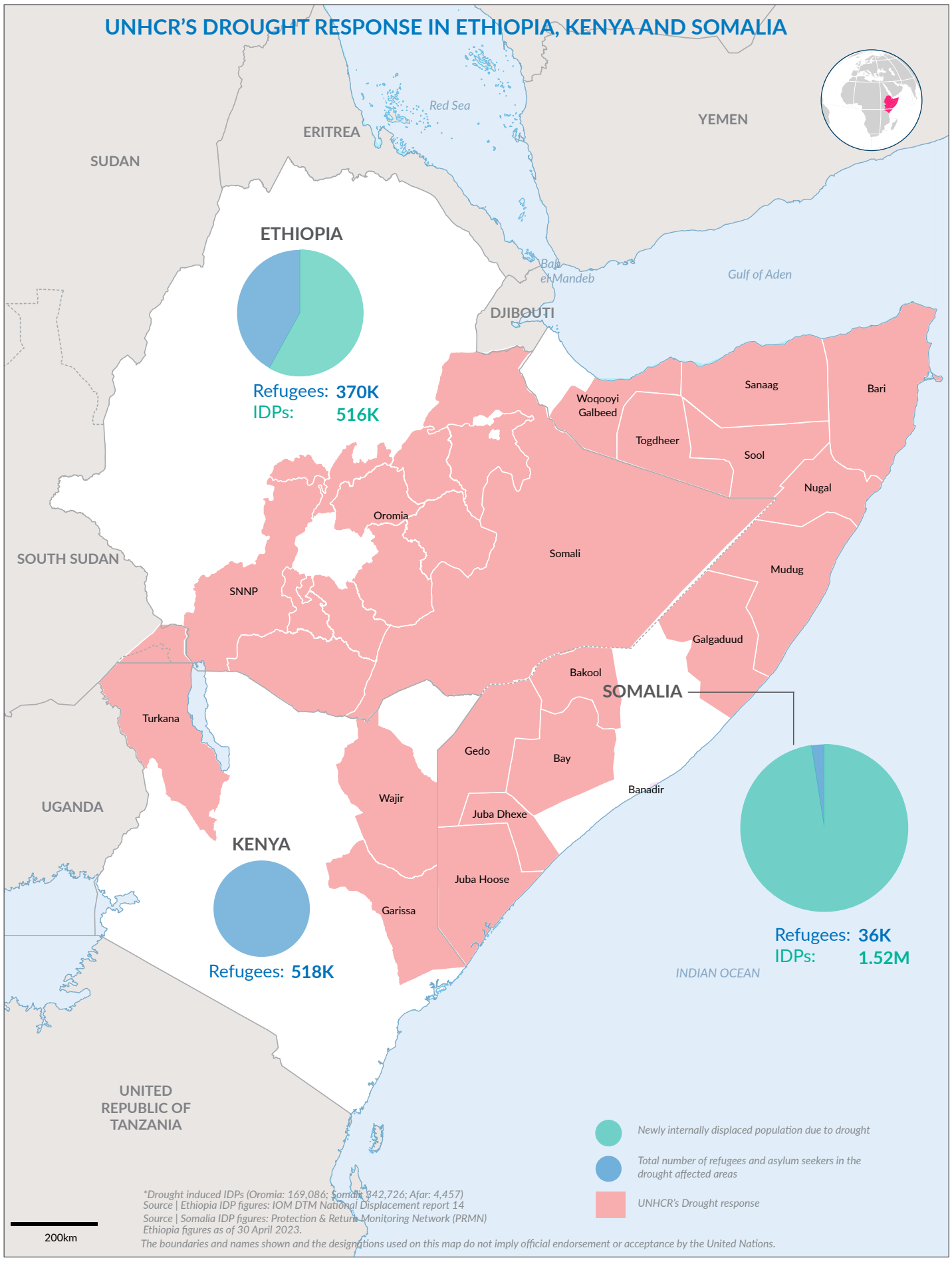

*Drought induced IDPs (Oromia: 169,086; Somali: 342,726; Afar: 4,457)
Source | Ethiopia IDP figures: IOM DTM National Displacement report 14
Source | Somalia IDP figures: Protection & Return Monitoring Network (PRMN)
Ethiopia figures as of 30 April 2023.
The boundaries and names shown and the designations used on this map do not imply official endorsement or acceptance by the United Nations.

Printing date: 23 Jun 2023 **Sources:** UNCS, UNHCR **Author:** UNHCR - Regional Bureau, Nairobi **Feedback:** dimaehagl@unhcr.org