

ISSUE 35: 1 - 31 MAY 2023 EMERGENCY SOCIAL SAFETY NET (ESSN)

Thanks to European Union funding and the partnership between the International Federation of Red Cross and Red Crescent Societies (IFRC) and the Turkish Red Crescent (TRC), over 1.5 million refugees living in Türkiye have been receiving humanitarian support through monthly cash assistance.

Cash Transfers in May



1,537,217 individuals from **278,080** households reached with assistance



TRY 461,165,100 transferred as monthly ESSN payment in the month of May



TRY 102,645,600 transferred as regular top up payment in the month of May



TRY 563,810,700 transferred as monthly total payment (monthly payment + topup)

Collective Kindness

In coordination with the World Food Programme (WFP), and with support from the Ministry of Family and Social Services (MoFSS), and Disaster and Emergency Management Presidency (AFAD), IFRC-TRC partnership designed and implemented a multi-purpose cash programme to assist the most vulnerable households from 12 most affected provinces by the earthquake. Kindly refer to page four for more details.

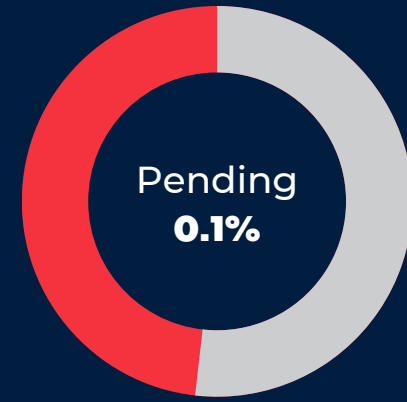
Post Distribution Monitoring report (PDM-16) finalized

The data collection for this study took place between November 2022 and January 2023, with a total of 3,851 applicants to the ESSN programme interviewed (1,927 recipients and 1,924 non-recipients). The specific goals of the study are to measure the extent to which essential expenses, including food, rent, utilities, non-food items, health, and education, are met by ESSN recipient and non-recipient households.

ESSN APPLICATIONS

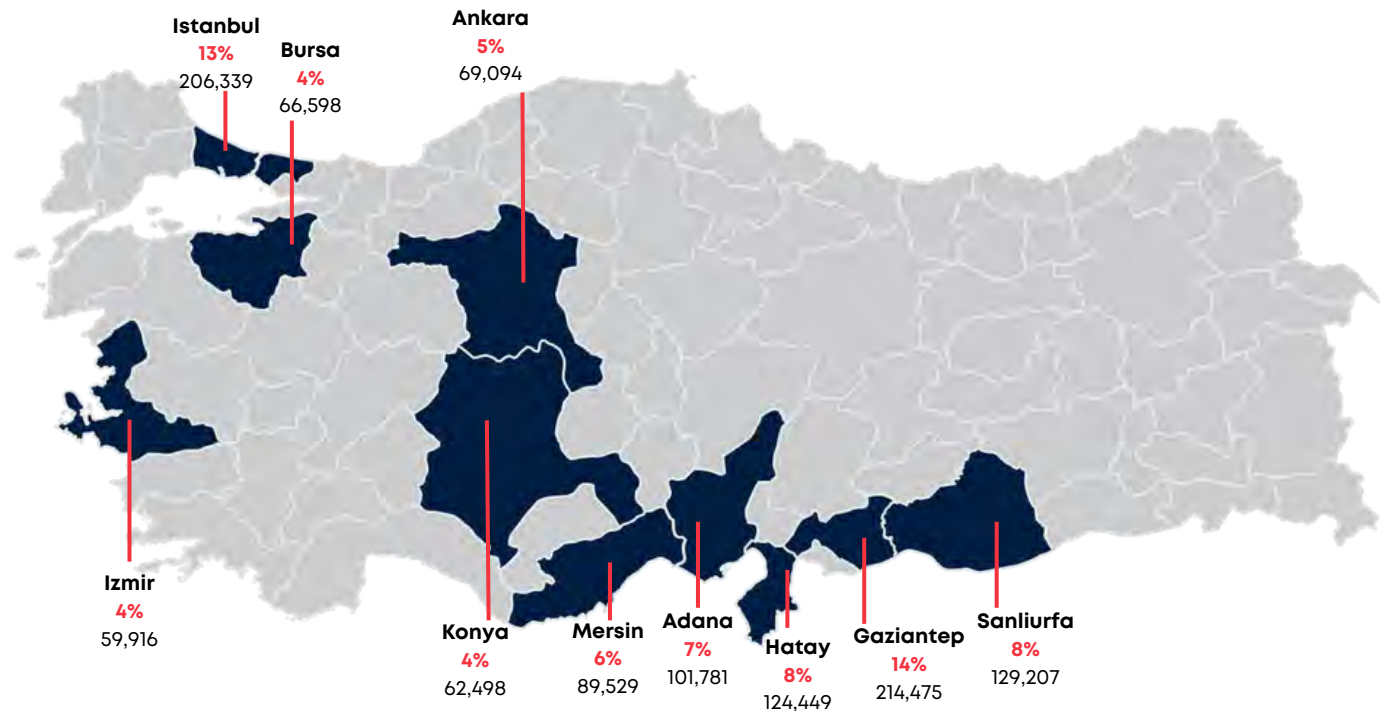
- In May 2023, a total of **1,865** new household applications were received by the **Social Assistance and Solidarity Foundation (SASF) offices** and **TRC Service Centres**.
- While 24.9 per cent of these applications were received by **TRC Service Centres**, 75.1 per cent were received by **SASF Offices**.
- The **total number** of households applications received since the beginning of the **ESSN III** programme has reached **710,140** with **35.1 per cent** of total applications having been received by **TRC Service Centres**

Ineligible
52.9%



Eligible
47%

Top 10 Province Breakdown of ESSN recipients
These provinces contain **74%** of ESSN III recipients



96.7 %

268,827 households received the assistance through the **gender-adjusted dependency ratio**

ELIGIBILITY BREAKDOWN



3.3 %

9,253 households received the ESSN assistance within the scope of **SASF Discretionary Allowance**

MOST COMMON FAMILY PROFILES



56,034 (20%)
families with **1** adult male, **1** adult female and **3** children



43,778 (15%)
families with **1** adult male, **1** adult female and **4** children



28,162 (10%)
families with **1** adult male, **1** adult female and **2** children



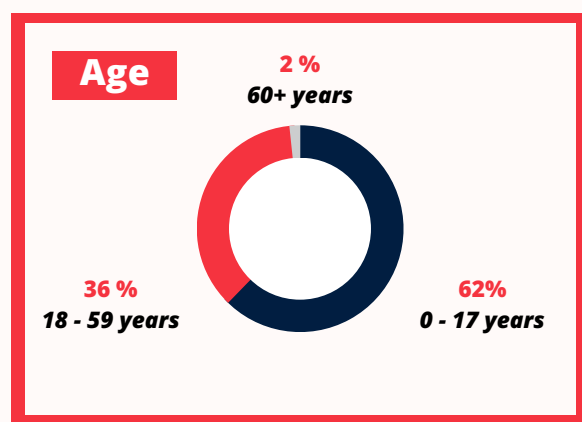
23,049 (8%)
families with **1** adult male, **1** adult female and **5** children



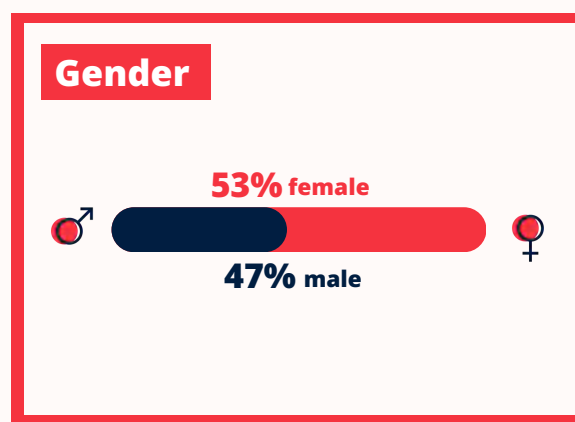
16,226 (6%)
families with **1** adult female and **3** children




IN NUMBERS: DEMOGRAPHICS OF THE PEOPLE WE SERVE



Age breakdown of ESSN recipients
0 - 17 years: 957,292
18 - 59 years: 554,303
60+ years: 25,622



Gender breakdown of ESSN recipients
Female: 816,811
Male: 720,406

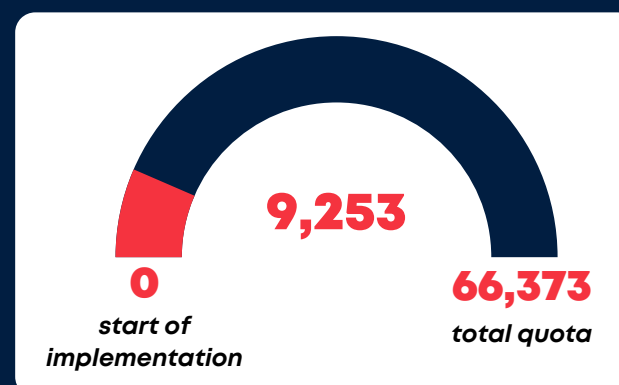


Among the "others" are Iranian, Somalian, Pakistani, Chinese, Palestinian and other nationals

SASF Discretionary Allowance

In May 2023, 9,253 households across Türkiye received the ESSN assistance via SASF Discretionary Allowance (SDA). This SASF allowance continues to play an integral role in minimizing exclusion errors, while including vulnerable households under the ESSN assistance programme.

To increase the use of this allowance, the SDA quota was increased from 5 per cent to 10 per cent in July 2022.



COLLECTIVE KINDNESS

In the aftermath of the devastating Kahramanmaraş earthquakes, the Türk Kızılay (Turkish Red Crescent), the International Federation of Red Cross and Red Crescent Societies (IFRC), and the World Food Programme (WFP) recognized the urgent need to put in place a mechanism to provide flexible immediate multipurpose assistance to support vulnerable households in the 12 provinces that were severely affected by the earthquake. Accordingly, TRC, IFRC and WFP collaborated in funding, design and implementation of a multi-purpose cash programme that is “Collective Kindness”. As the only entity in this partnership with access to data from the Ministry of Family and Social Services (MoFSS) and the web service of AFAD (Disaster and Emergency Management Presidency), TRC played a key role in utilizing the data regarding pre-existing vulnerabilities, based on which the final list of targeted households is built.



Under this partnership, IFRC and WFP provided equal funding based on jointly identified needs to assist targeted earthquake-affected people. Besides, IFRC and WFP collaborated with Türk Kızılay to support various aspects of the intervention, such as designing and targeting, reporting on the Minimum Expenditure Basket (MEB), monitoring and evaluation, developing a community engagement strategy, ensuring Accountability to the Affected Population (AAP), and designing Programme Finance measures such as reconciliation, and abnormality controls.

Each household received a cash transfer of TRY 3,000, which amounted to TRY 750 per individual, considering an average household size of four members. The monthly support payments were provided for two months, from April to May 2023. The funds were transferred digitally through a contracted Financial Service Provider (FSP) using SMS codes. Recipients were able to withdraw their assistance from designated ATMs using their SMS codes or, if necessary, from the FSP branch counters by presenting their valid ID cards. The programme targeted to reach 151,000 households, benefitting around 600,000 individuals.

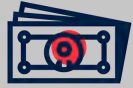
Within the context of Collective Kindness programme, two instalments of cash transfers were made to two groups of households. While the first group of 31,258 households received both instalments between early-April and late-May, the second group (106,305 HHs) received their first instalment within May, with the second instalment to take place in June.

IFRC-TRC partnership, as demonstrated through the Collective Kindness programme and the ongoing implementation of the ESSN, continues to evolve and effectively address emerging needs. The ESSN programme, with its organic and ever-evolving nature, showcases the adaptability and commitment of both organizations. By leveraging data and digital transfers, the programme swiftly and securely provided targeted cash transfers to vulnerable households affected by the earthquake. This partnership remains dedicated to continuously assessing and meeting emerging needs, ensuring that no one is left behind and promoting resilience in the face of adversity. Together, IFRC and TRC uphold the principles of collective kindness, providing essential assistance and inspiring hope for communities in their ongoing journey.

POST DISTRIBUTION MONITORING (PDM-16)

A SNAPSHOT OF KEY FINDINGS

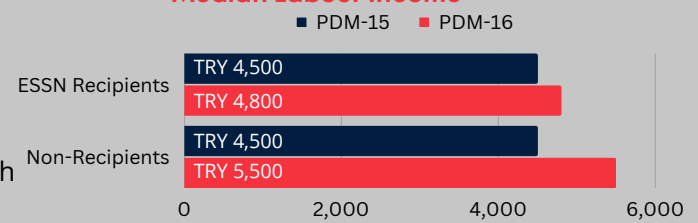
INCOME



From PDM 15 to PDM 16, median household income for paid labour slightly increased from 4,500 TRY to 4,800 TRY for ESSN recipients (excluding ESSN and CCTE assistance) whilst it rose from 4,500 TRY to 5,500 TRY for non-recipients.

As for the income sources, unskilled labour still stands out as the main one for both recipient and non-recipient populations.

Median Labour Income

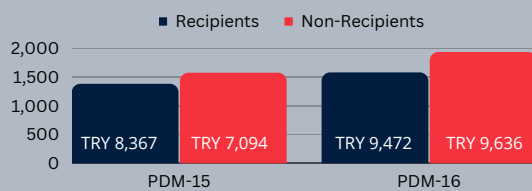


EXPENDITURE



Median household expenditure has reached TRY 9,472 and 9,636 for recipient and non-recipient households respectively. While the top three regions with the highest median expenditure are Istanbul, Aegean, and Anatolia, households' five main expenditure items are food, rent, education, clothing, and utilities.

Median expenditure by ESSN Status



Findings show that households with expenditure above the Minimum Expenditure Basket (MEB) rose for both ESSN and non-recipient households. Compared to PDM 15 (June-October 2022), the households above MEB levels changed from 67 to 72,5 and 61 to 70,5 per cent respectively for recipients and non-recipients. Expenses are on an increasing trend, with the most prominent ones being as follows: energy (84 per cent), food (29 per cent), clothing & shoes (27 per cent), electricity (24 per cent), and medical expenses (8 per cent) for ESSN recipient households.

DEBT

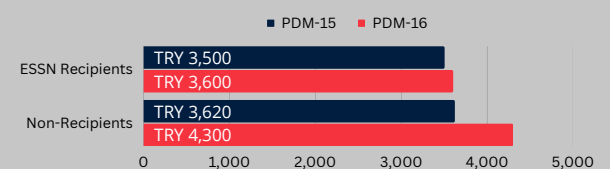


Debt continues to be part of ESSN recipient households' lives. 79 per cent of the ESSN recipient households have debt according to PDM 16 analysis results. As for the sources from where ESSN applicants incur debt, survey results show that the main source of debt for ESSN recipient households (66 per cent) is still local shops, whereas it is still friends and relatives for non-recipient households (56 per cent).

Another debt-related topic that PDM-16 analyses is the reason behind individuals incurring debt. Study results reveal that both recipient and non-recipient households borrowed money to meet their most basic needs such as food, rent, utilities, essential non-food items, and healthcare.

In Southeast region, PDM16 analysis results showed that even though the region has the least amount of median total debt (3,500 TRY) as compared with other regions, both the ratio of debt to expenditure (41 per cent) and debt to income (88 per cent) are high.

Median Debt



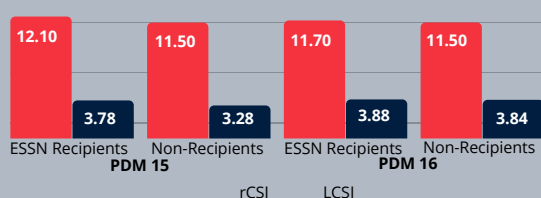
COPING STRATEGIES

Reduced Coping Strategy Index (RCSI)

Comparing PDM15 with PDM16, the rCSI score slightly decreased from 12.10 to 11.70 for ESSN recipients and stayed the same as 11.50 for non-recipient households.

Relying on less preferred/ less expensive food was the most frequently adopted coping strategy for both ESSN recipient (75 per cent) and non-recipient (74 per cent) households. Around 40 per cent of participants' households shared that they reduced the number of meals and portions consumed in a day.

Coping strategies by ESSN Status

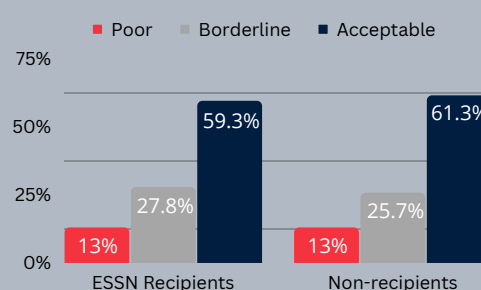


Food Security

Food security is defined as "when all people at all times have both physical and economic access to sufficient food to meet their dietary needs for a productive and healthy life". Food Consumption Score (FCS) was used in this study to measure participant households' food security levels.

The percentage of households with acceptable FCS has increased for both recipient (51.5 per cent to 59.3 per cent) and non-recipient (52.1 per cent to 61.3 per cent) households compared to PDM 15.

Food consumption group by ESSN status



Livelihood Coping Strategy Index (LCSI)

Overall, the LCSI score was almost the same compared to PDM 15 for ESSN recipient (from 3.78 to 3.88) and slightly higher for non-recipient (from 3.28 to 3.84) households.

Stress coping strategies: Buying food on credit (72 per cent) and incurring debt from non-relatives (44 per cent) for all ESSN applicants.

Crisis coping strategies: Applicant households cut down on education and health-related expenses. In addition, children from 4 per cent of recipient and 2 per cent of non-recipient households dropped out of school.

Emergency coping strategies: Both ESSN recipient and non-recipient households, involving children in income generation was the most frequently adopted emergency coping strategy (8 per cent and 6 per cent).

PROGRAMMATIC HIGHLIGHTS

Monitoring and Evaluation (M&E)

- **Data collection for the 17th round of Post Distribution Monitoring (PDM-17) study has been initiated. The process has been going on without any interruption so far.**

- **Intersectoral Vulnerability Study-2 (IVS-2): Comparative Analysis and Insights on Evolving Vulnerability Trends**

The IVS-2 report presents a comprehensive comparative analysis between IVS-1 and IVS-2 studies, examining intersectoral vulnerability dynamics. By integrating analysis results with prevailing economic circumstances, this report unveils shifts in vulnerability patterns and identifies key factors influencing vulnerability across sectors. The findings provide valuable insights for policymakers and stakeholders, enabling targeted interventions and informed decision-making to mitigate vulnerabilities, enhance resilience, and drive sustainable development.

[The full report is accessible here.](#)

- **Focus Group Discussion (FGDs 9, 10 and 11) Reports finalized: Key Findings on Refugee Housing, ESSN Awareness, and Foreigner's Living Conditions**

These reports present the outcomes of small-scale qualitative studies conducted through focus group discussions. FGD 9 focused on refugee housing conditions and recipient perceptions of increased transfer value. FGD 10 examined the awareness of newly eligible ESSN recipients regarding ESSN criteria, its impact on expenditures, and suggestions for improvement. FGD 11 explored changes in household compositions, living conditions, access to basic needs, demographic shifts, and future perspectives among foreigners.

The recommendations provided in these reports serve as a call for action for all humanitarian entities operating in Türkiye. They are not exclusively for TRC/IFRC but aim to encourage collective action

- **Online library for ESSN underway**

Seeking to improve the knowledge management under the ESSN, IFRC-TRC accumulates the lessons learnt throughout ESSN implementation. An online library has been put in place where all ESSN-related information and reports are archived. Various workstreams have been contacted within the reporting period briefing them on how to standardize the use of the library. This is expected to contribute to not only coordination among teams but also a better transition management.

Community Engagement and Accountability (CEA)

- **Information Sharing**

30 posts were shared on **Facebook** regarding address change, explanation on the eligibility criteria, warning about dormant accounts and uncollected cards and other important information regarding ESSN Programme.

200 information requests/complaints/feedback have been received and responded to through **Kızılaykart programme website**.

During the reporting period, a total of **10,778 calls** were received and responded to by **TRC 168 Call Centre**. Also, almost **600,000** SMSes were sent out to the target population for information provision.

- Designed by the CEA teams of IFRC-TRC partnership, **Cash and Voucher Assistance (CVA) online training module** at service.

Over 3,500 people worldwide have registered to the CEA in CVA online training modules which has been available in the e-learning platform since February 2023. Among those 1,113 people have completed all modules. Half of those who have started the modules are non-RCRC affiliates, with many UN affiliates engaging with the training. IFRC-TRC partnership continues to deliver CEA knowledge into the humanitarian response area as a whole.