

KEY FIGURES

Enrollment figures for Cash for Protection which started 24-April-2023.

4820

Total Families

9800

Total Individuals

88%

Women and Children

22%

Older Adults (60+)

Main nationalities

Ukraine	9754
Russian Federation	22
Afghanistan	5
Cuba	5

Total figures, including 2022

23116

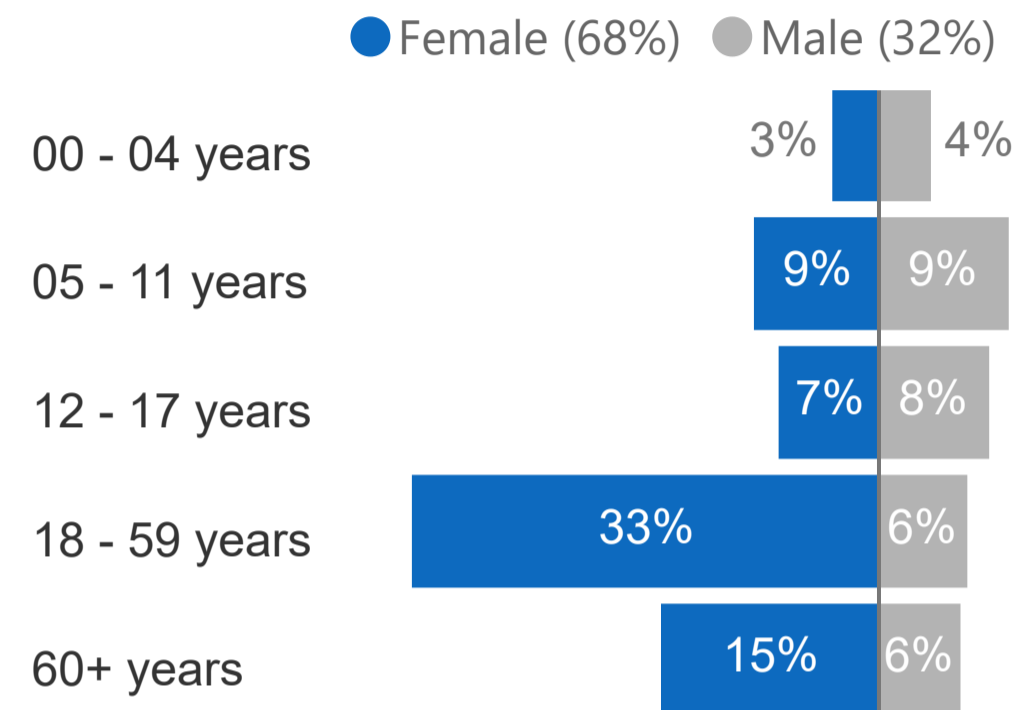
Cumulative Families

44066

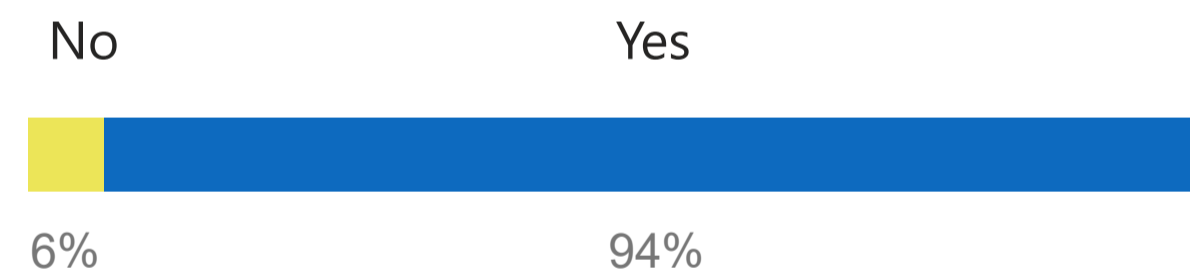
Cumulative Individuals

DEMOGRAPHIC PROFILE

Age groups & gender



Currently attending school [Age 5-17]



Main specific needs

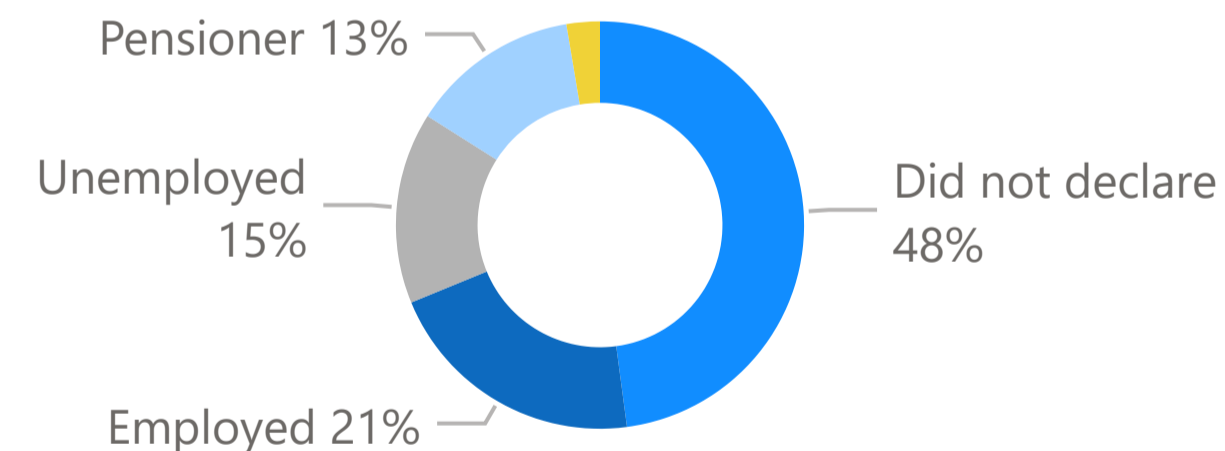
Single parent	48.50%
Serious medical condition	33.64%
Woman at risk	22.90%
Disability	18.10%
Unaccompanied or separated child	2.69%

EDUCATION & EMPLOYMENT

Education level [Adults]

University level	54.73%
Technical or vocational	23.36%
Primary/Secondary	21.26%
Post university level	0.42%
No education	0.23%

Current occupation [Adults]

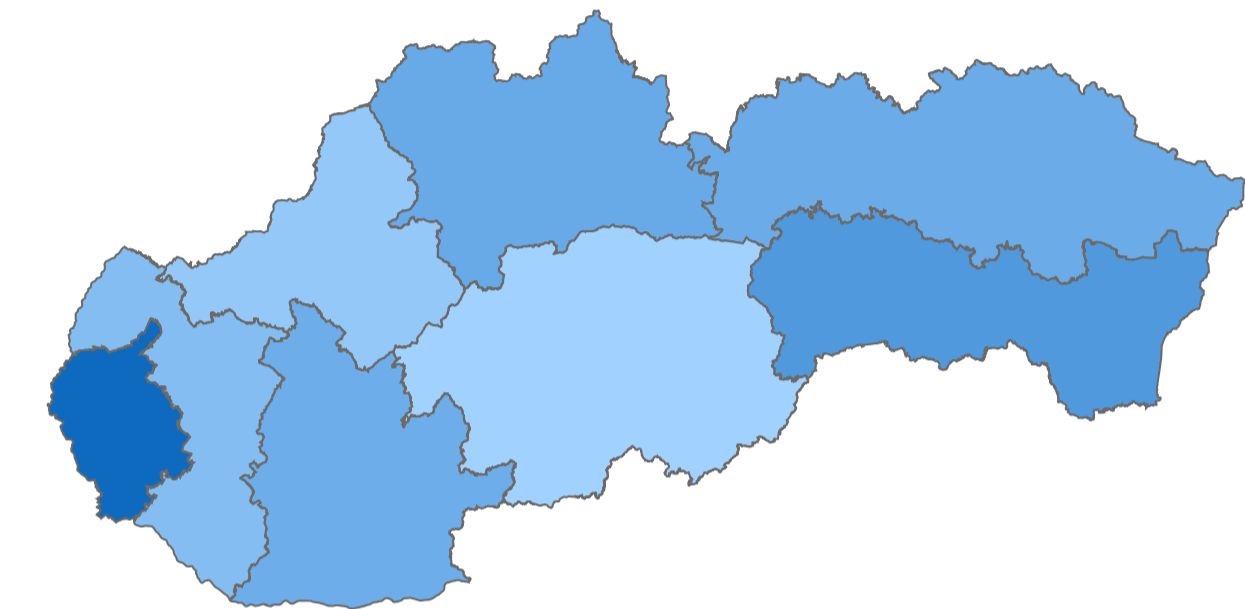


Main occupations

Cleaners and Helpers	31.56%
Administrative and Commercial Managers	27.26%
Food Preparation Assistants	21.38%
Labourers in Mining, Construction, Manufacturing	19.80%

GEOGRAPHICAL DISTRIBUTION

Individuals by Region



Bratislava	2782
Kosice	1658
Zilina	1260
Presov	1228
Nitra	1186
Trnava	814
Trencin	545
Banska Bystrica	327

Average income by assistance

Not Being assisted by MoLSAF	253 €
Being assisted by MoLSAF	152 €
Pending - Waiting for MoLSAF feedback	122 €