Inter-Agency Coordination Turkey

Cash-Based Interventions Technical Working Group

Ankara – Istanbul – Gaziantep
Hatay – Kilis – Şanlıurfa

9 October, 2020

Agenda

1. Welcome & Introductions *(5 Min)*
2. Present Market Bulletin Q2 2020 *(WFP VAM, 15 min)*
3. Share CBI Updates (40 min)
   a) Partners Share Covid-19 CBI Program Updates *(20 min)*
   b) Coordinator Share Winter Assistance Updates *(5 min)*
   c) Discuss Transfer Amount & Targeting *(15 min)*
4. Present Cash Tip Sheet & Focus on Gender in CBI in Covid-19 *(CARE, 15 min)*
5. Impact of Cash on Households in Covid-19: Present UNHCR PDM Findings *(UNHCR, 10 min)*
6. AOB *(5 min)*

Participants

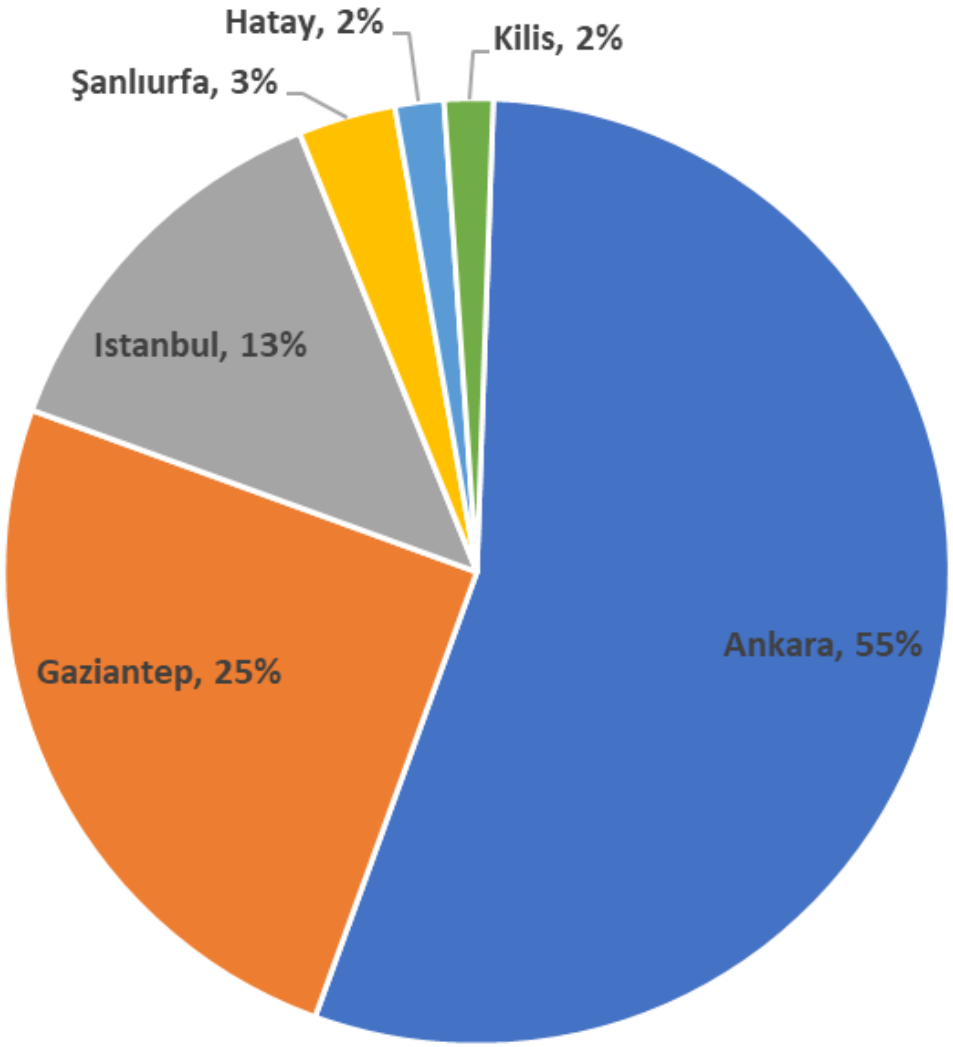

AAR Japan, Alresala foundation, ASAM, CARE, DG ECHO, FAO, GOAL, HRDF, IDA, IFRC, IGAM, IOM, Kaos GL, MEDCIN DU MONDE, MSYD, Olive Branch, Rahma Worldwide, MUDEM-RSC, Turkish Red Crescent, UN Women, UNFPA, UNHCR, UNICEF, WALD, WHH, WFP, World Vision International, WSA

Review Action Points

Action Points	Progress
↗ ***Action Point:*** Coordinators share UNHCR PDM survey with members as a practical guidance document	Done ✓
↗ ***Action Point:*** Coordinators share CARE program information leaflets with partners	Done ✓
↗ ***Action Point:*** Partners inform coordinators of good practices and challenges related with IARF	Done ✓

WFP

World Food Programme

The Turkish Economy and the Recent Developments in Turkey

SAVING LIVES
CHANGING LIVES

Ankara, 6 October 2020

Outline

- **The Economic Overview in 2019 - 2020**
  - Economic growth
  - Unemployment
  - Devaluation of TRY
  - Energy costs
  - Inflation
- **The Minimum Expenditure Basket**
  - Minimum Expenditure Basket
  - Food costs

Turkish economy had recovered in early 2020, contracted by 10% in Q2 2020 due to Covid-19

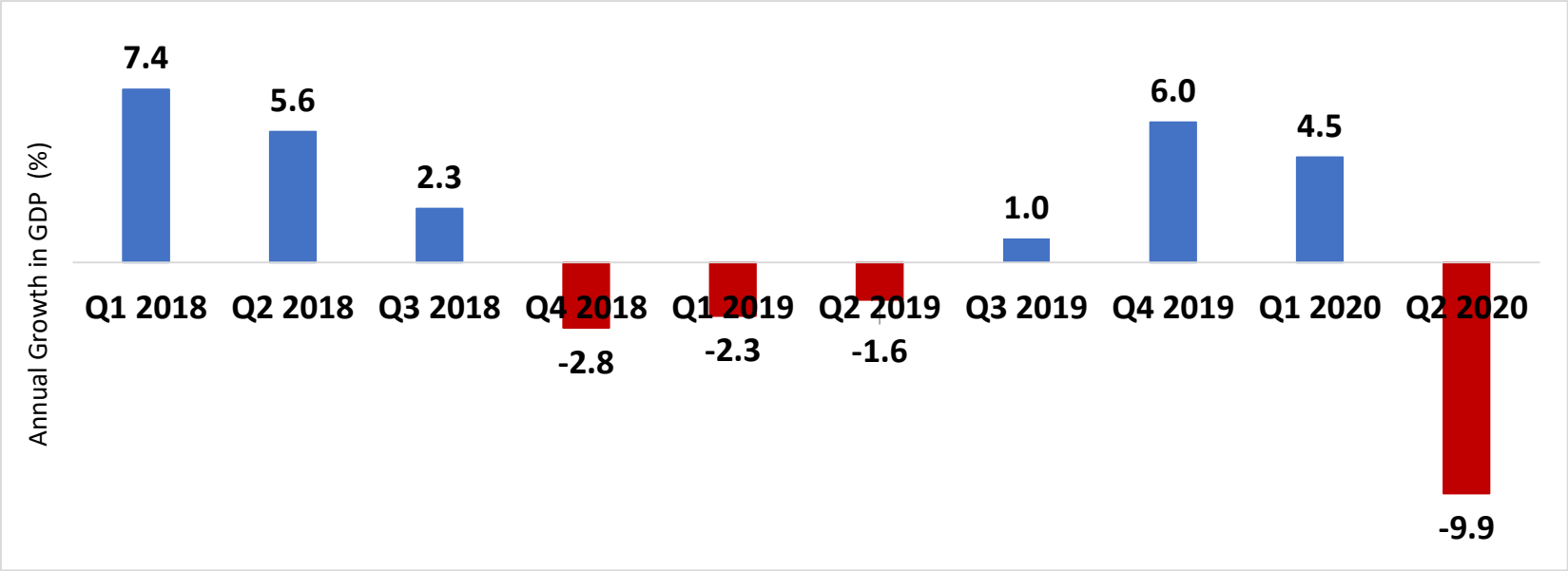

- The impetus in economic growth was due to **manufacture** and **service**, Covid-19 intervened both
- The growth in Q4 2020 achieved mostly by the employees cutting from the expenses, which included labour

Sector	Q1 2018 (%)	Q2 2018 (%)	Q3 2018 (%)	Q4 2018 (%)	Q1 2019 (%)	Q2 2019 (%)	Q3 2019 (%)	Q4 2190 (%)	Q1 2020 (%)	Q2 2020 (%)
Agriculture	7.5	**-1.3**	2.8	0.8	3.9	4.6	4.0	2.5	2.6	4.0
Manufacture	8.2	4.7	1.5	**-8.0**	**-6.7**	**-5.7**	**-0.5**	3.6	6.6	**-18.4**
Construction	6.9	1.8	**-6.1**	**-7.7**	**-8.2**	**-11.7**	**-9**	**-5.2**	**-1.9**	**-2.7**
Services	10.4	9.0	4.4	**-1.0**	**-4.3**	**-0.3**	1.1	8.3	3	**-25.0**
Gross National Product (GNP)	**7.4**	**5.6**	**2.3**	**-2.8**	**-2.3**	**-1.6**	**1.0**	**6.0**	**4.5**	**-9.9**

Source: Turkish Statistical Institute

After observing a downward trend, unemployment rates increased in June 2020

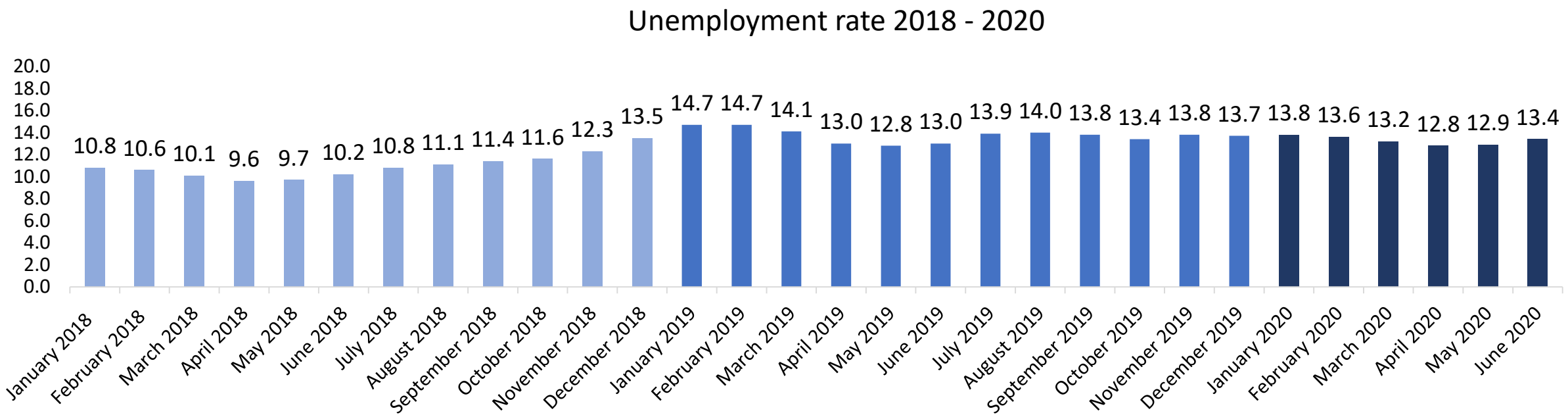

Youth 15- 24	June 2019 (%)	June 2020 (%)
Unemployment	24.8	26.1
Employment	34.2	28.2
Labour participation	45.5	38.1
Neither in education nor labour	26.2	29.3

Unregistered employment

June 2019
35.2%

June 2020
31.3%

Sector	June 2019 (%)	June 2020 (%)
Agriculture	4.3	4.8
Manufacture	17.5	17.2
Construction	14.9	15.3
Services	51.8	54.9
Quitted before the last eight years	3.7	3.1
First time job seekers	7.9	4.6

Source: Turkish Statistical Institute

USD was increasing due to Covid-19 and regional instability, hit record in September 2020

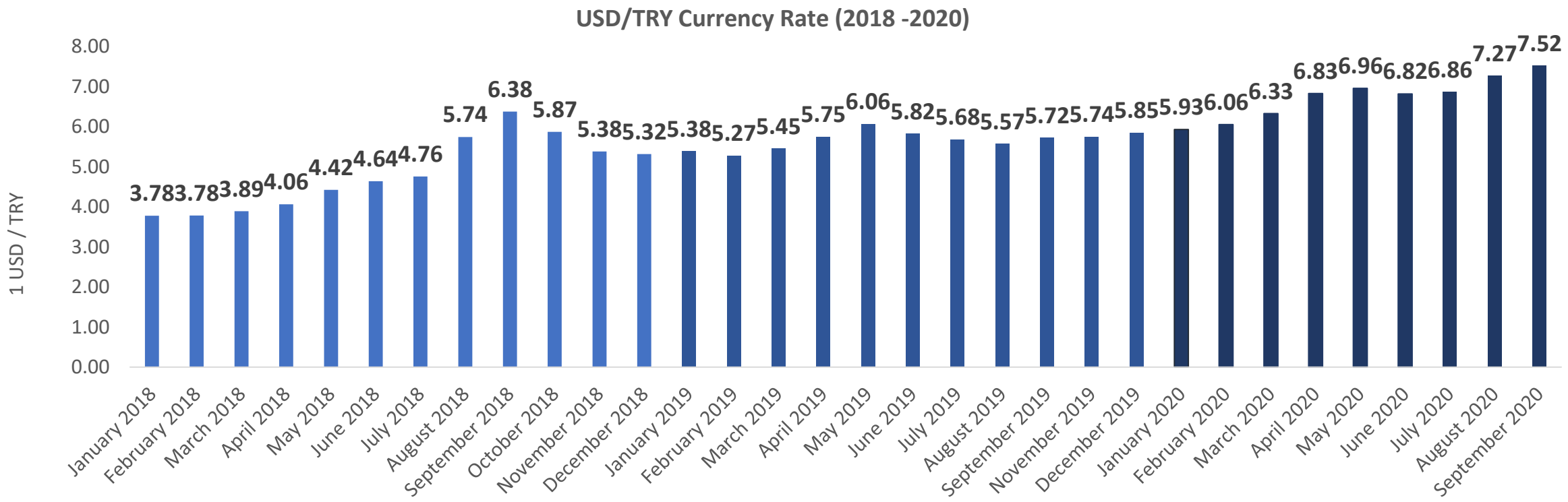

Currency rate affects the foreign trade, foreign trade affects production and employment

- Turkey's industry relies on imported intermediate goods by %65 in 2007 (%62 excluding oil)
- Cash flow was interrupted by Covid-19, put pressure on currency rates

Sources: 1. Saygili, S; Cihan, C; Yalcin, C; Hamsici, T. (2010). *Turkiye Imalat Sanayinin Ithalat Yapisi.* Turkiye Cumhuriyeti Merkez Bankasi. Calisma Tebligi 10/02.
2. TurkStat, May 2020.

After reduction due to Covid-19, the energy prices started to increase in Q3 2020

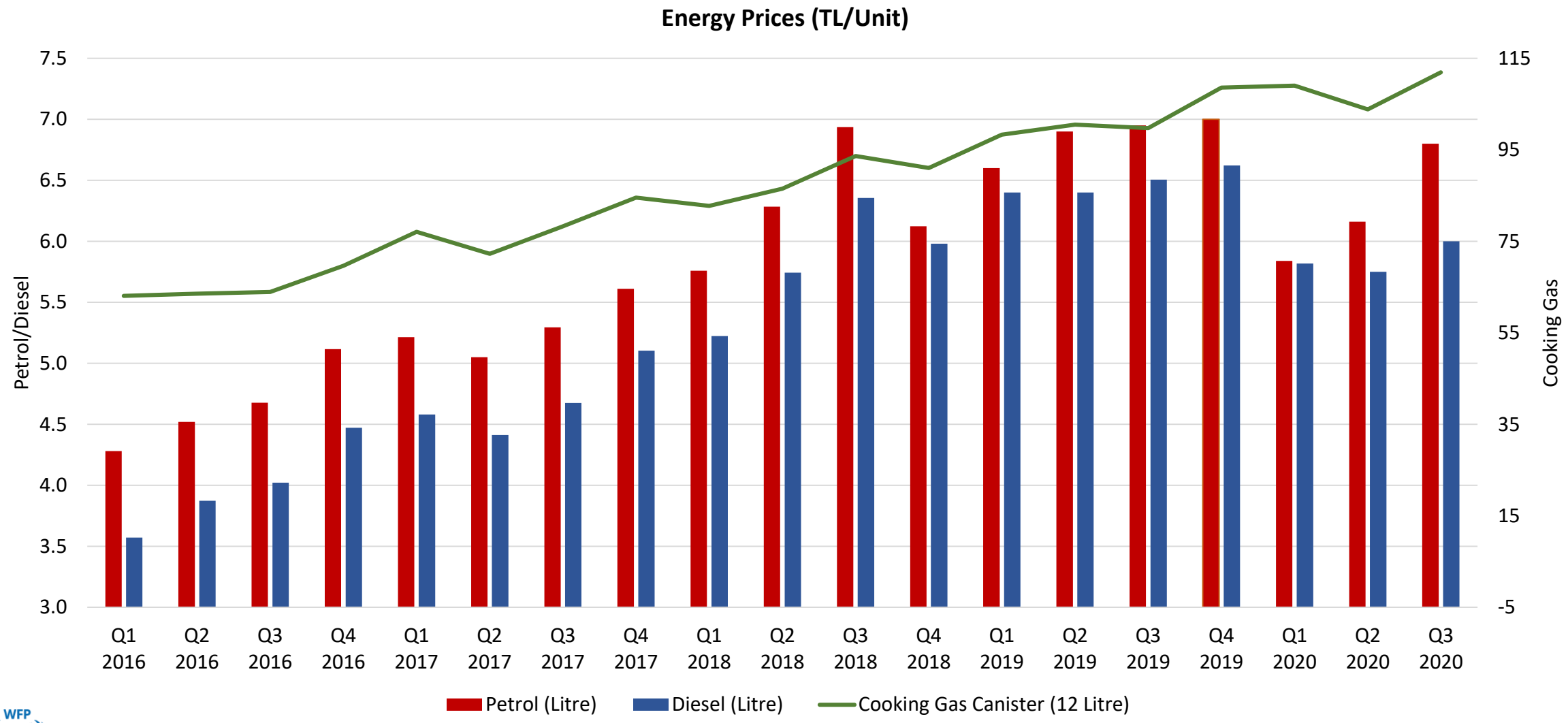

WFP World Food Programme

Source: Turkish Statistical Institute.

Annual inflation rate is high and stable around 12% in 2020, food inflation is on the rise again

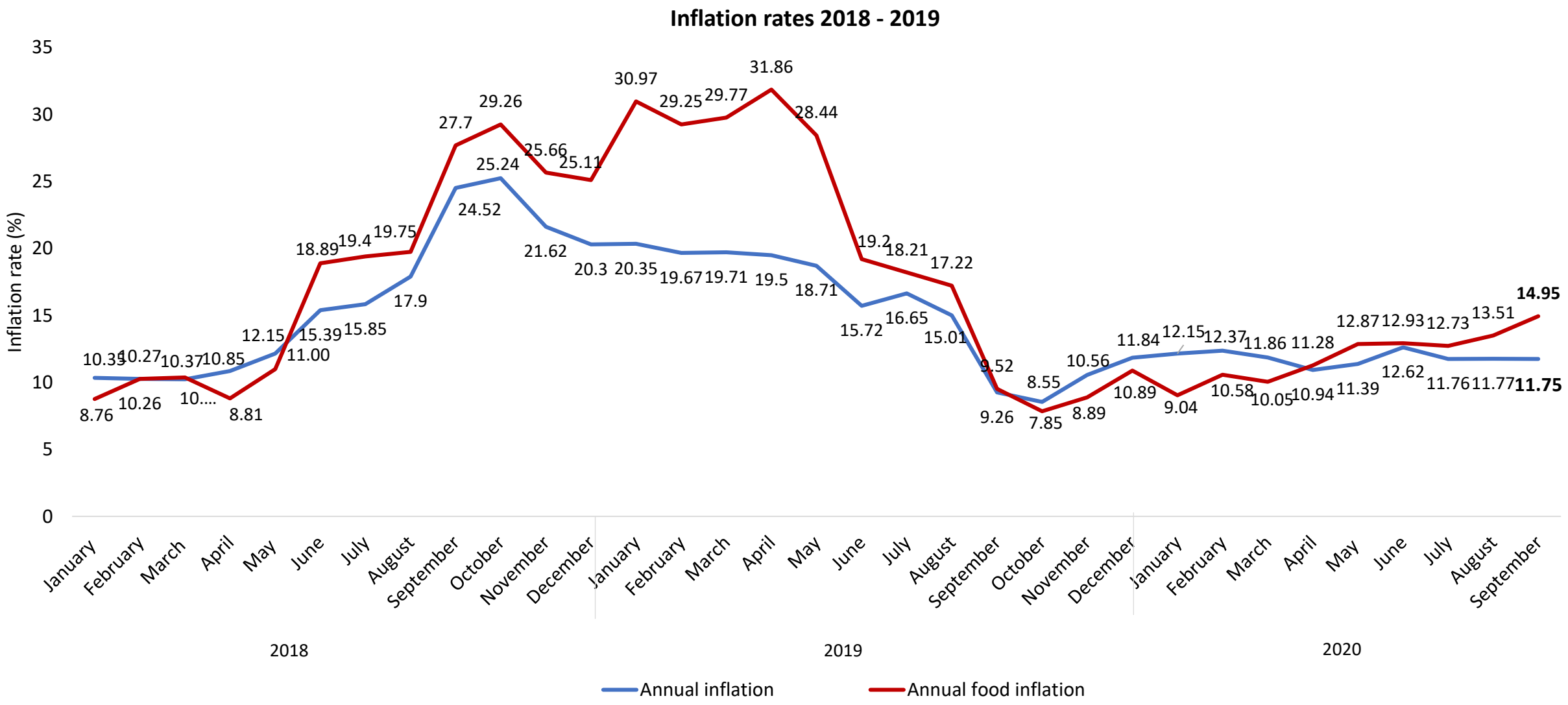

Minimum Expenditure Basket

Minimum Expenditure Basket costs 518 TRY in September 2020

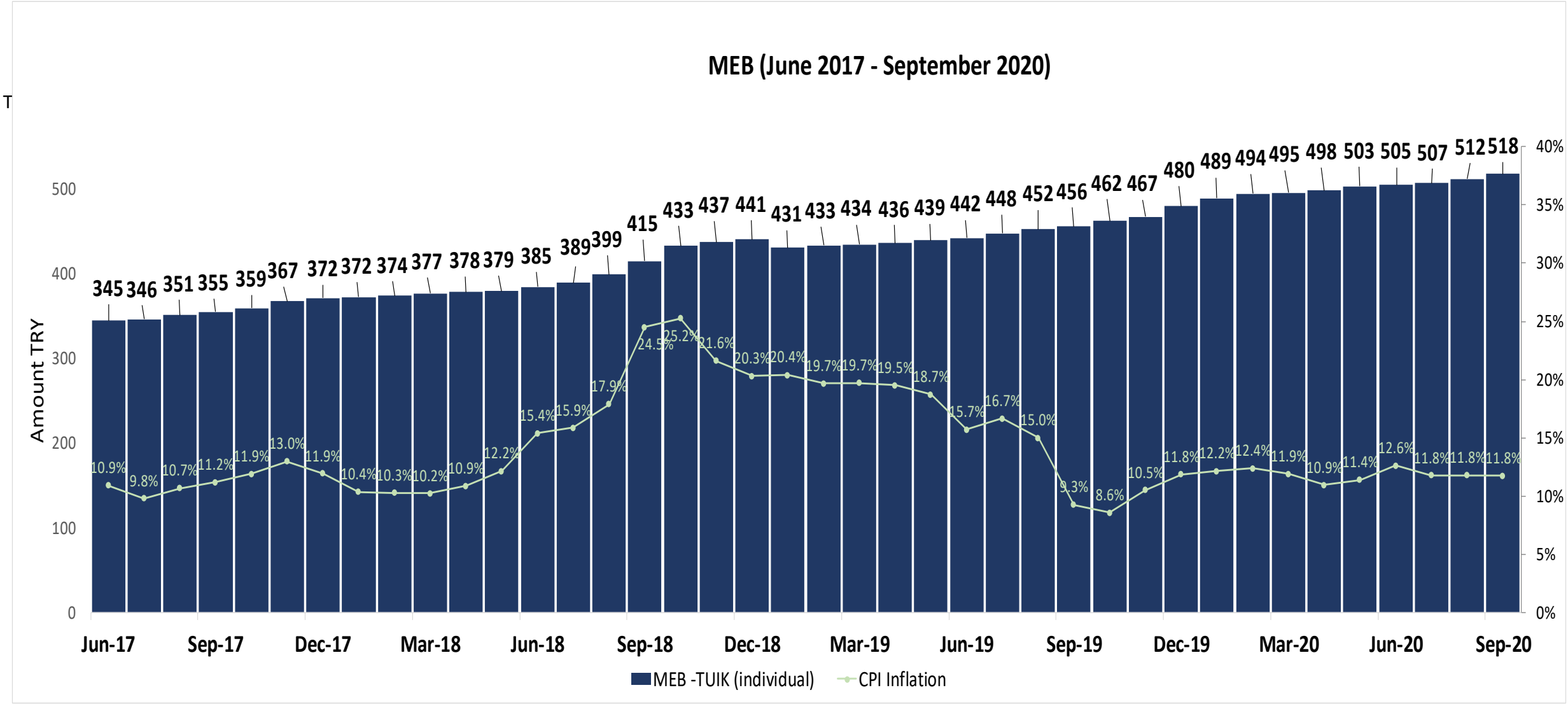

Minimum Expenditure Basket costs higher in bigger cities, but the increase is steep in the Southeast

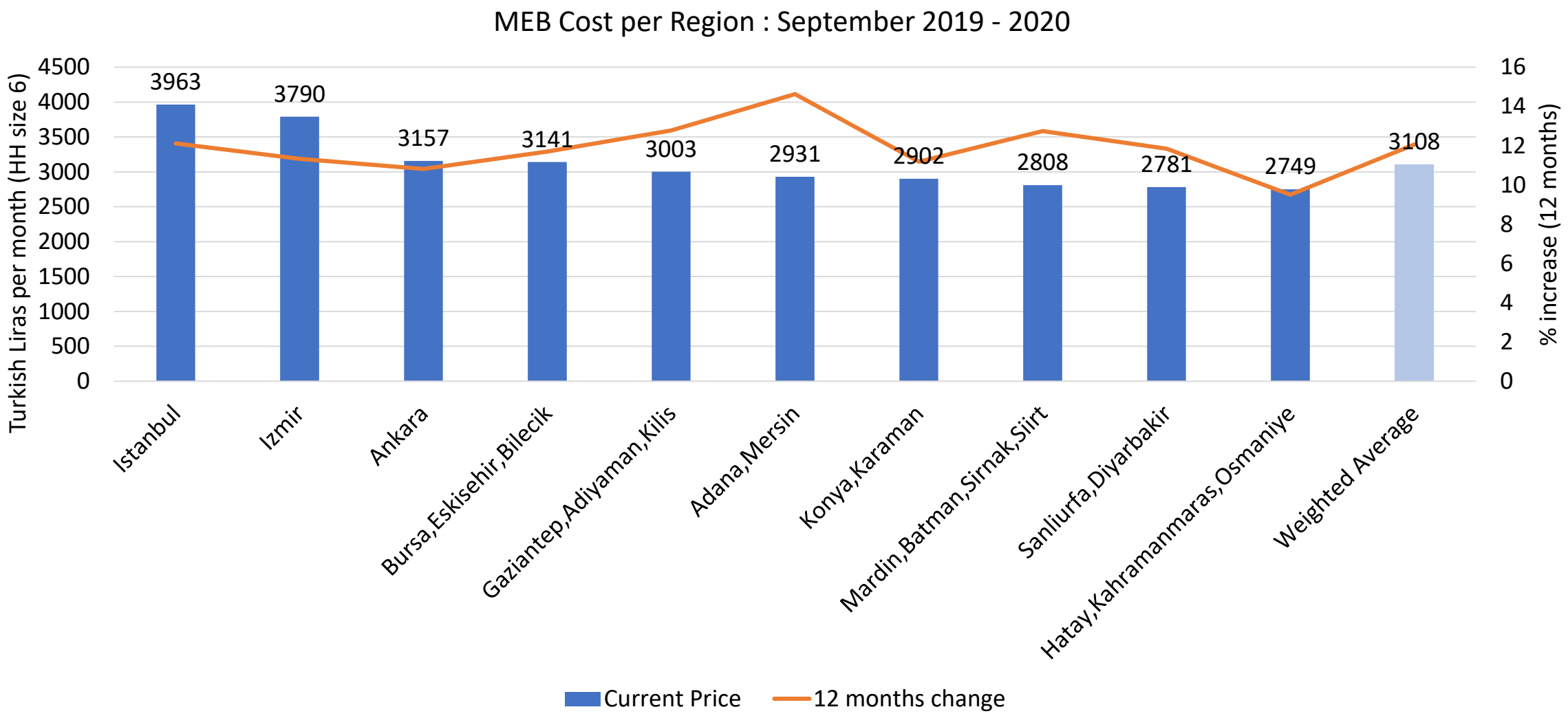

Staple food prices continue to increase, driven by bread costs reached 6.5 TRY per KG

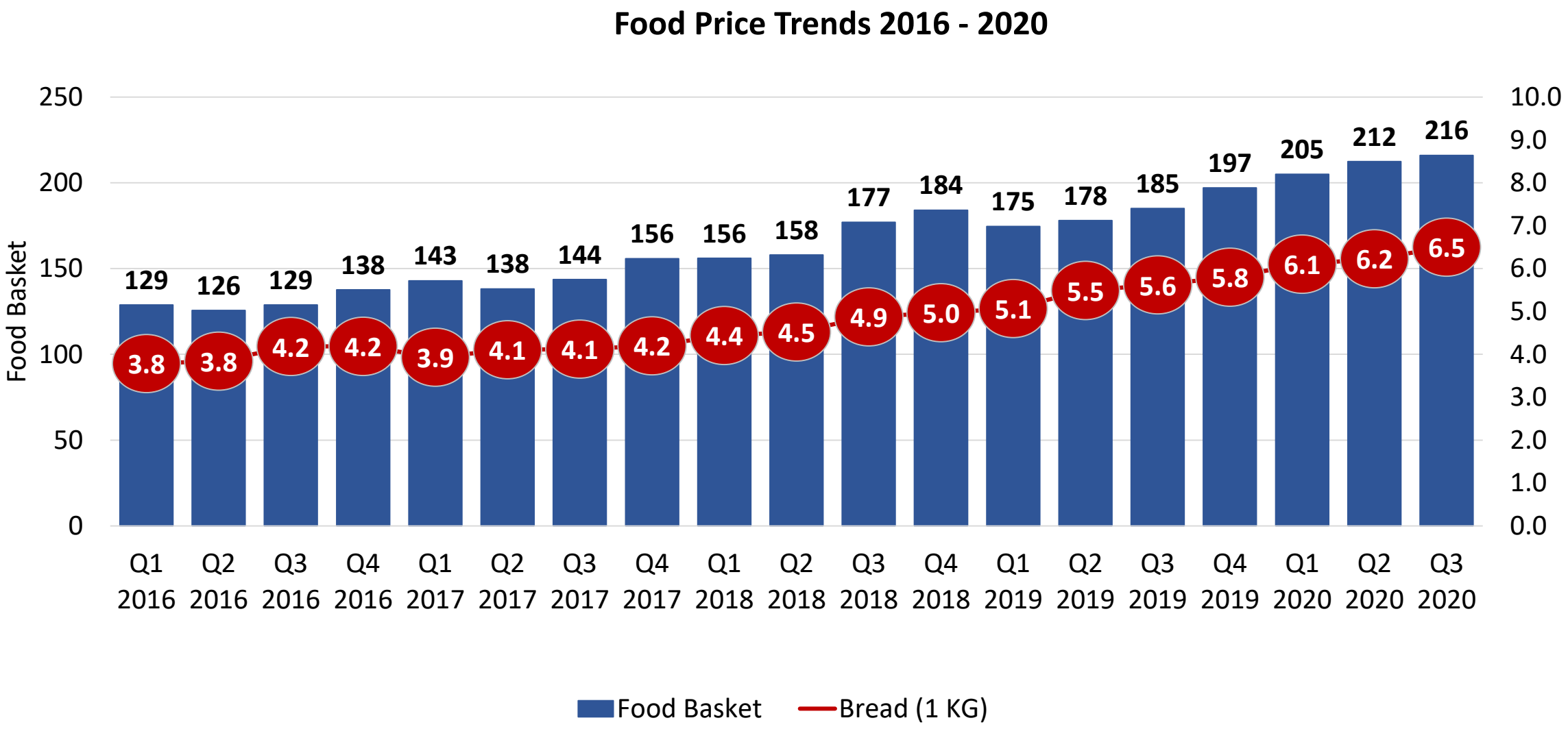

World Food Programme

Thank You

VAM/M&E Unit
Turkey Country Office

WFP
World Food Programme

WFP
wfp.org

vam
food security analysis

Partners Share Covid-19 CBI Program Updates

Organisation	Target (HH)	Nation-wide	Istanbul	Gaziantep	Hatay	Şanlıurfa	Kilis	Mersin	Izmir	Other
UNHCR	85000	X								
IOM	15150	X		X						
STL	2685		X			X		X		3 more
WHH	3600			X	X					
Sevkar	4916		X		X					
DRC	1440				X	X	X			
AAR Japan	3000		X	X		X				1 more
MSYD	3500		X	X	X			X	X	21 more
Relief Int. *(P)*	3500		X	X			X		X	
GOAL	1182			X		X				1 more
TOTAL	123973									

Partners Share Covid-19 CBI Program Updates

- **IFRC / TRC : ESSN 3 Programme Updates**
- **UNHCR-DGMM Cash Programme Updates**
- **IOM-DGMM Cash Programme Updates**

KIZILAYKART
PROGRAMMES

ESSN Updates

CBI TWG

6th October 2020

Current Figures (September Payments)

Actual Beneficiaries

1.789.382 Individual

314.881 Household (HH)

Monthly Social Assistance Amount

26 Million EUR

(221 Million TL)

Including economic top-up payments

Total Social Assistance Amount

(December 2016 - September 2020)

1.4 Billion EUR

(8,4 Billion TL)

31.687

Individuals with Disability

10.431

Severely Disabled Individual who received 600 TL monthly SDA



SASF

Discretionary Allowance

28th of September– MoFLSS

31,185

Economic Top Up

In order to address the COVID socio-economic impacts, the ESSN Programme has reallocated its resources to provide additional cash assistance to 1.7 million vulnerable refugees in Turkey. At the end of the June & July, households received their payments in two installments (500TRYx2) in addition to the regular monthly assistance. This is not an added grant rather reallocated funds from the existing ESSN budget funded by the EU.

1st Tranche 30 June 2020	2nd Tranche 31 July 2020
301.136 Household	308.095 Household
150.568.000,00 TL	154.047.500,00 TL

Second Economic Top-Up Payment

ESSN III & ESSN IV: To Early to update

1. The last payment for ESSN III is **March 31, 2021.**

   Sweepbacks, monitoring and learning actions planned until September 2021.

2. September 16: the submission date for the HIP 2021 funding allocated for **ESSN IV**.

   IFRC/TRC and partners awaiting a formal response to the submission.

IFRC | TÜRK KIZILAY

Turkish Red Crescent

KIZILAYKART Cash Based Assistance Programmes

kizilaykart.essn@kizilay.org.tr

KIZILAYKART
PROGRAMLARI

Partners Share Covid-19 CBI Program Updates

- IFRC / TRC : ESSN 3 Programme Updates
- **UNHCR-DGMM Cash Progamme Updates**
- **IOM-DGMM Cash Programme Updates**

Coordinator Share Winter Assistance Updates

Winterisation (Winter Assistance) Task Force Highlights

1. **WHH** is planning a winterization assistance activity in Gaziantep and Hatay and aims to reach approximately 2500-3000 households.
   - WHH will use their current case load and will be open to referrals from partners
2. **IOM** has planned winterization assistance only in Gaziantep this year for 1000 households.
   - IOM is planning to work with their current case load.
3. **UNICEF** is planning to conduct winterization assistance in Hatay (Antakya, Reyhanli, Kirikhan, Yayladag and Altinozu) and aims to reach 6000 households.
   - UNICEF is working through SASFs and referrals to these institutions is an option.

Coordinator Share Winter Assistance Updates

IOM

- For 2020/2021 winter IOM is planning to increase 20%, considering the average inflation rate which is about 12%.
- Last year IOM used the formula **(580 TL + 97 TL * #Family Members)**
- This year IOM plans to follow the formula: (**580 TL + 116 TL * #Family Members**) 116 => 97*20% increase

UNICEF

UNICEF 2020 - 2021 WINTER PROGRAMME ONE OFF CASH VALUE				
HH Size	2019-20 Winter Prog.	2020 - 2021 (As to following elements)		
		Inflation (12.65%)	*Monthly CE - PP (14.04%)	**Monthly CE - PH (12.83%)
1 ≤ 5	₺1,020	₺1,150	₺1,165	₺1,150
6 ≥	₺1,320	₺1,490	₺1,505	₺1,490
Turkish/ESSN	₺840	₺945	₺960	₺950

* Monthly Average Equivalized Consumption Expenditures PP (MAECE)
** Monthly Average Equivalized Consumption Expenditures per HH (MAECE)
P.S. “Alcoholic beverages, cigaratte and tobacco”, “Entertainment and culture” and “Restaurant and hotels” related expenditures are excluded from MAECE calculation

Discuss Transfer Amount & Targeting

Transfer Amounts (Increase Rate)

- On-going programmes are aligned with transfer amounts of public institutions.
- Winterisation (Winter Assistance) partners who are in the process of revising their transfer amount to adjust current needs have discussed
    - Inflation rates indicates an increase in overall prices around 12-13 %
    - MEB increase in last 12 months indicates an increase around 13 %
    - Monthly Average Equivalized Consumption Expenditures PP/PH indicates an increase around 13-14 %
- Winterisation (Winter Assistance) partners discussed that minimum **13 % increase would be effective in adjusting the transfer amount.**
    - Partners comments…
    - Any other resource we should take into consideration…

% change in prices of winter items

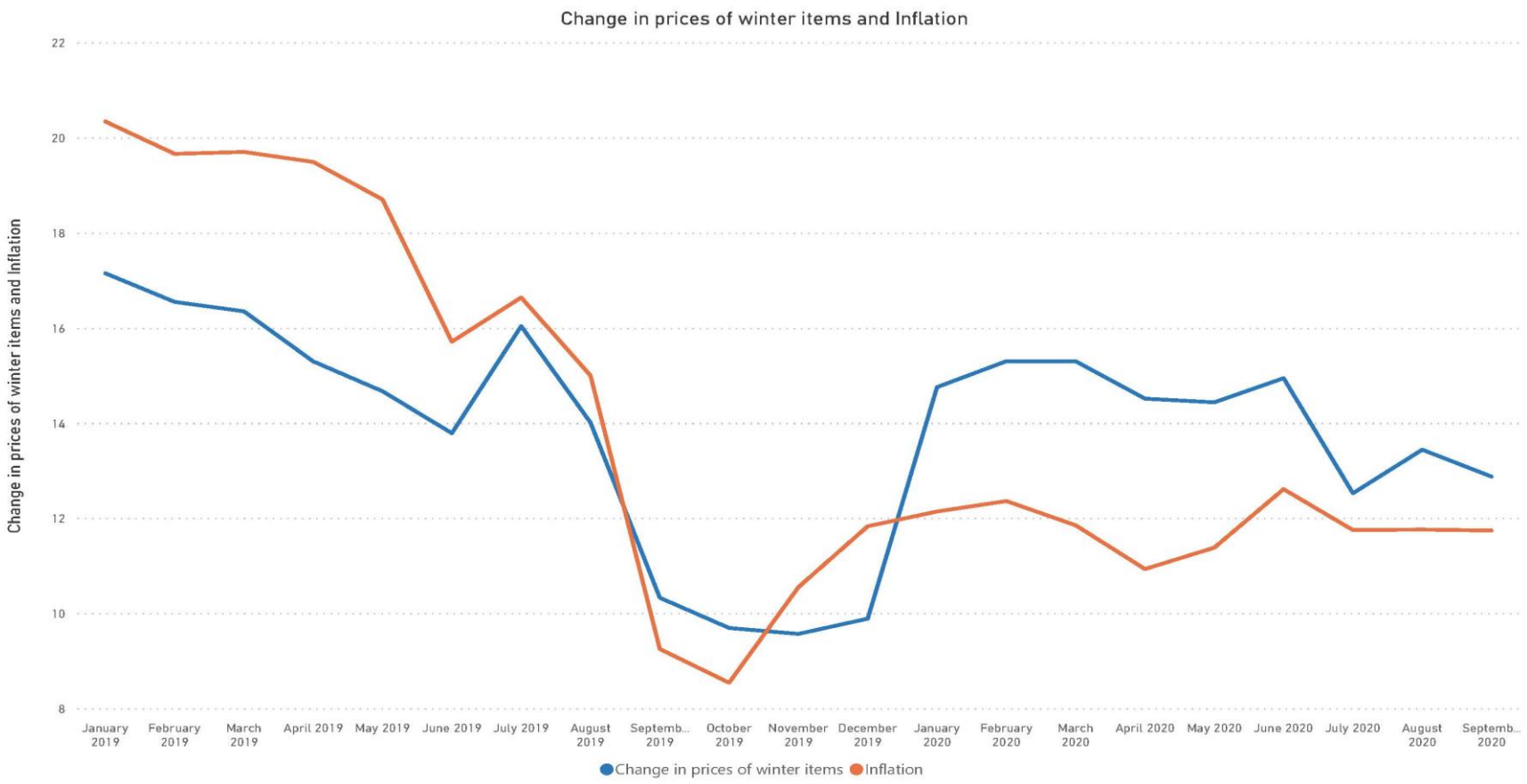

Sources

Inflation rate:

Page title: Consumer Price Index (2003=100)

Website: Turkstat.gov.tr

http://www.turkstat.gov.tr/PreIstatistikTablo.do?istab_id=650

Year published: 2020

Access date: 6 August 2020

Change in prices of winter items:

Page title: Consumer Price Index (2003=100) - 045. (Electricity, Gas and Other Fuels)

Website: tuik.gov.tr

https://biruni.tuik.gov.tr/medas/?kn=84&locale=en

Year published: 2020

Access date: 6 August 2020

Discuss Transfer Amount & Targeting

Targeting

- IA advocates that in this unprecedented situation, partners should aim to reach maximum number of refugees in need and therefore should not duplicate in Covid-19 specific cash assistance.
- Winterisation TF discussed exclusion of refugees who are beneficiaries of other programs. Partners concluded:
  - Winter Assistance, similar to other programs in the field, will highly prioritised households who did not receive any other CBI assistance
  - Considering that Winter Assistance is an on-going, non-Covid19 specific program, partners will not strictly exclude highly vulnerable households on the ground that they are beneficiaries of other programs
- CBI TWG partners thoughts and comments on generating an overall policy…

Gendered CVA solutions
CBI-TWG

06/10/2020

BACKGROUND

The world faces a global health crisis unlike any we seen in years, one that is spreading human suffering, crippling the global economy and upending people's lives.

The Covid-19 pandemic has taken its toll not only on Turkish nationals but also on millions of refugees and asylum-seekers, particularly vulnerable sub-groups including the elderly, women, youth and people with disabilities at risk.

The most noticeable implication of COVID-19 crisis are on women and girls. Where the pandemic has already highlighted the gendered impacts of the virus:

- an exacerbated burden of unpaid care work on women,
- negative impacts on women's economic empowerment,
- likely leading to reduced livelihoods and income opportunities,
- Increased gender-based violence (GBV) and protection risks, and interrupted access to sexual and reproductive healthcare.

care

Additionally we have pre-covid challenges, such:

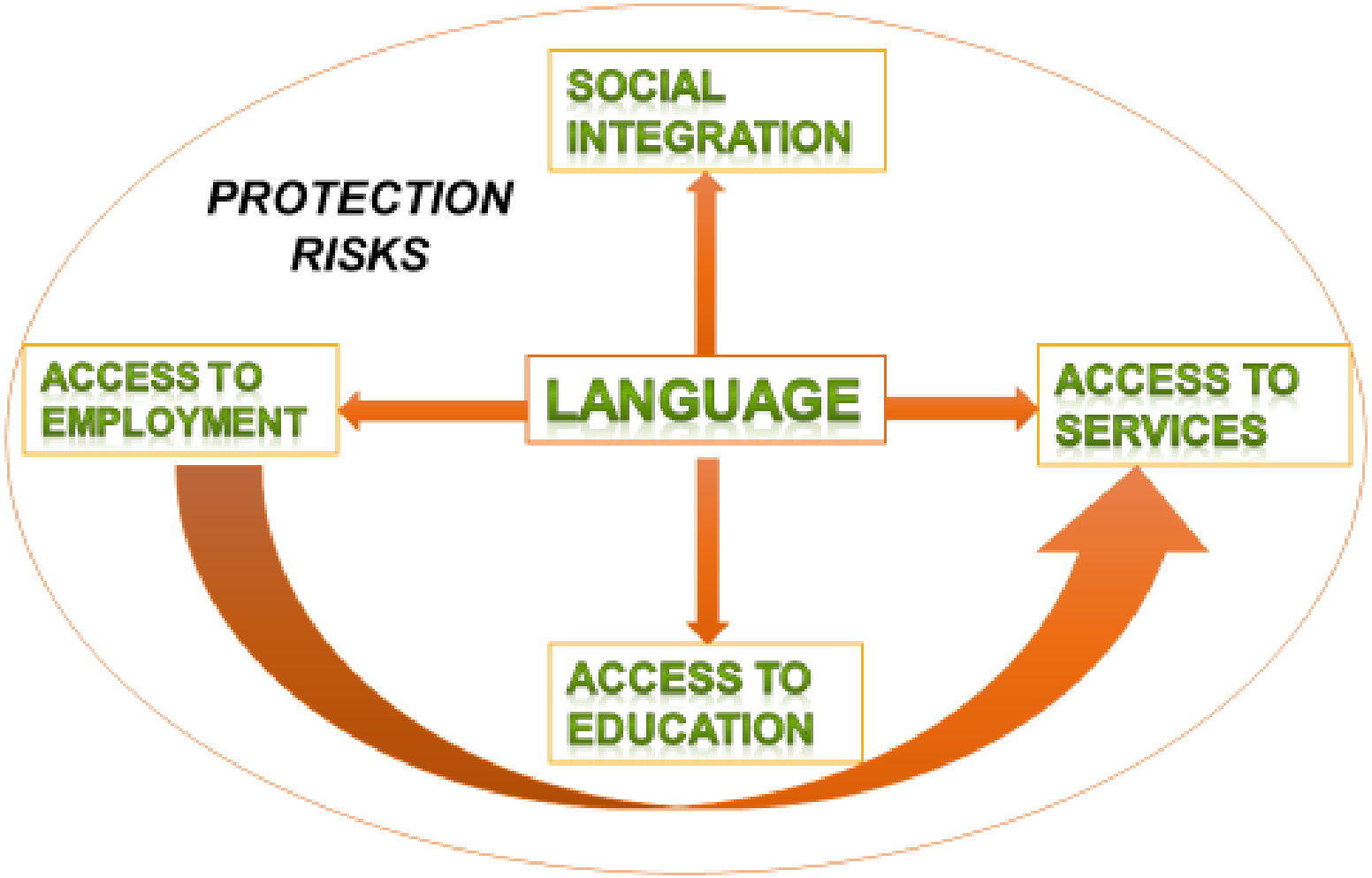

care

Background

Cash and voucher assistance (CVA) continues to be scaled in humanitarian responses and is an increasingly useful tool at this time of quarantine and social distancing. It is more imperative than ever before to ensure that Turkey key actors are considering gendered CVA solutions. So thanks for prioritizing this on the agenda item.

care

Cash and Voucher Assistance (CVA) and market-based approaches in COVID-19

PRIORITISE gendered markets assessments to make changes to ensure gender-sensitivity that is balanced with safety of staff, participants and partners

ADAPT modalities, delivery mechanism, number of transfers, transfers approaches or transfer values based on needs in short term and approaches to ensure gender-sensitivity and safety

MAINTAIN connections to sectoral specialists to understand the shifts in needs and approaches; participation in Cash Working Groups

Cash and Voucher Assistance (CVA) and market-based approaches in COVID-19

Questions can guide you through the process:

- Is it safe, feasible, and possible to implement your current or planned projects using cash and voucher assistance?
- Do you understand how COVID-19 is affecting your target populations?
- Have you checked with your participants or at-risk communities?

Cash and Voucher Assistance (CVA) and market-based approaches in COVID-19

- Are there any changes to using, sending or receiving money or goods during the pandemic?
- Have you identified points of entry for CVA once the COVID-19 emergency period passes?
- Do you know what other CVA actors are doing, thinking and planning?

care

GENDERED CVA TIPS

It is more imperative than ever before to ensure that the commitments made toward mainstreaming gender in cash and voucher responses are front and center. We call on all CBI-TWG members to use all means at their disposal to take the following actions:

- Ensure that response analysis for CVA is gendered and disaggregated by age and disability as much as possible

- Strengthen partnerships with local actors and women's organizations for gender sensitive CVA

GENDERED CVA TIPS

- Systematically undertake GBV risk mitigation analysis for all projects with CVA

- Design CVA that is gender sensitive based on the challenges and opportunities of the crisis

- Contribute to gender sensitive CVA in social protection systems

care

GENDERED CVA TIPS

- Combine CVA with other modalities of assistance to enhance the economic resilience of women and men

- Look for opportunities for women's financial inclusion through CVA

care

Any questions?

Covid-19 Emergency Cash

Implementation of the Survey

- Data collection between
  - 27-30 July 2020
  - 14-17 September 2020
- 788 phone interviews with beneficiary households

UNHCR
The UN Refugee Agency

Covid-19 Emergency Cash

Questionaire

A. Interview Details

B. Interviewee details and household demographics

C. Receiving and spending the cash assistance

D. Risks and problems

E. Markets and prices

F. Expenditure

G. Outcomes

H. Accountability to Affected Persons

UNHCR
The UN Refugee Agency

Demographics

Provincial Breakdown of Respondents

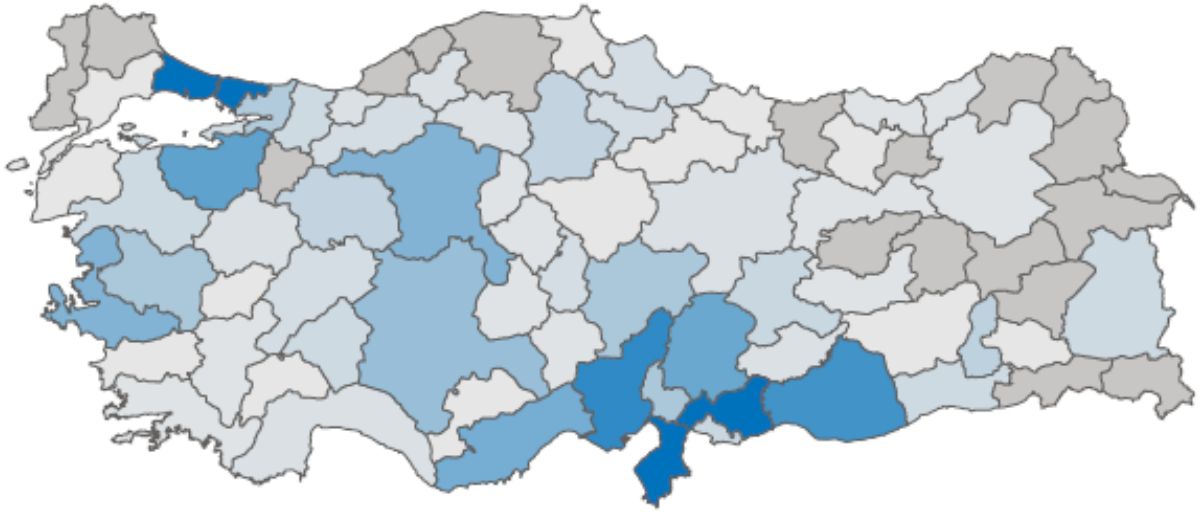

788

# of interviews

Breakdown of Respondent by Gender

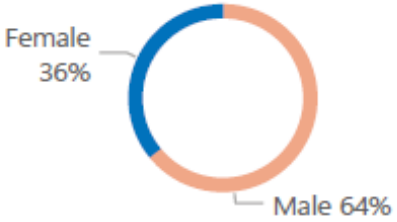

Breakdown of Respondent by Age Group

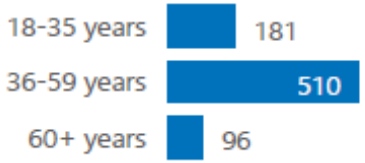

The amount received were expected by respondents

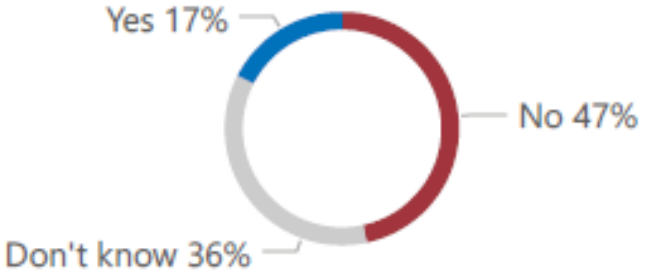

4.451

# of individuals

Breakdown of Household by Gender

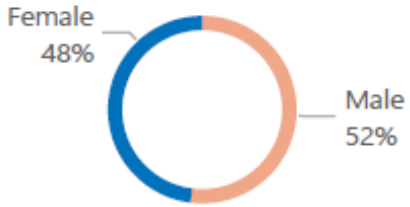

Breakdown of Household by Age Group

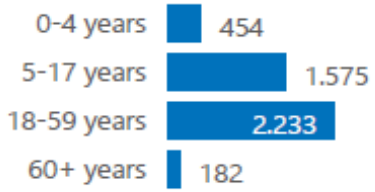

Breakdown by Type of Respondents

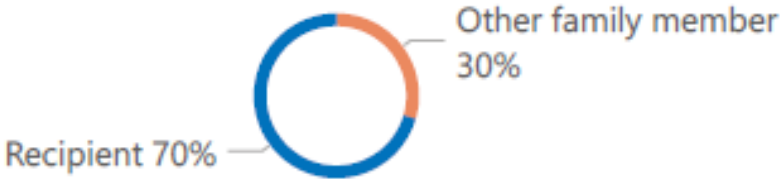

Meeting Basic Needs & Sources of Income

Individuals able to meet the basic needs of household

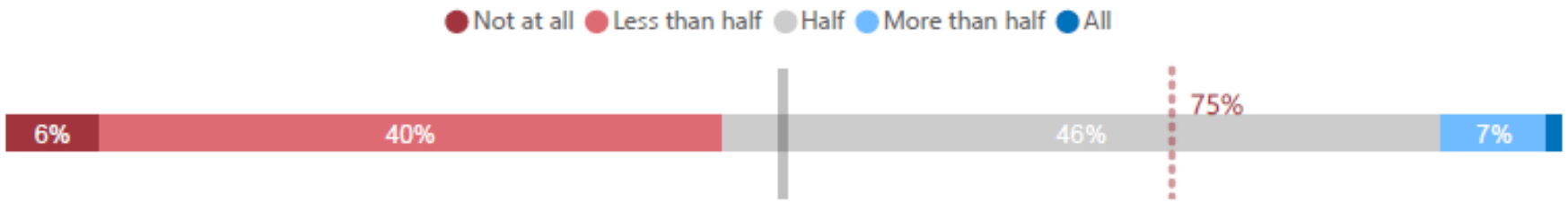

Breakdown by Sources of income that respondents' household received or used in the last 4 weeks

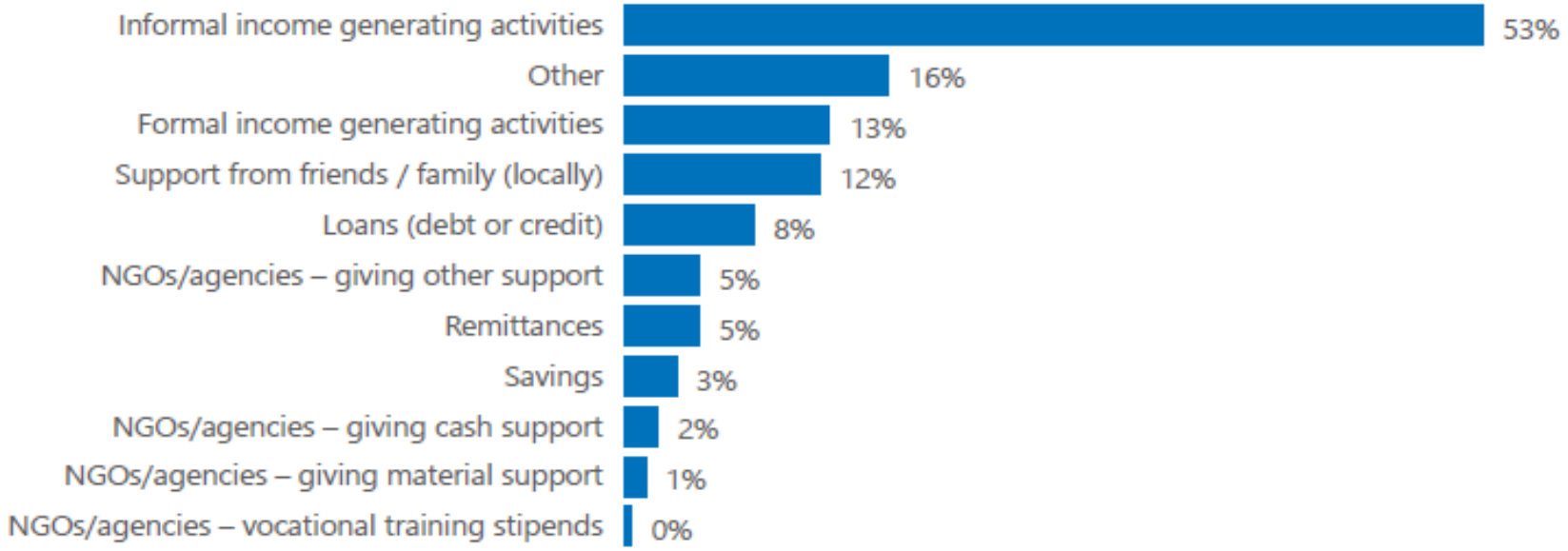

Expenditure

Top answers provided to the expenditure of Cash Aid

Average importance point out of 5 to the given answers

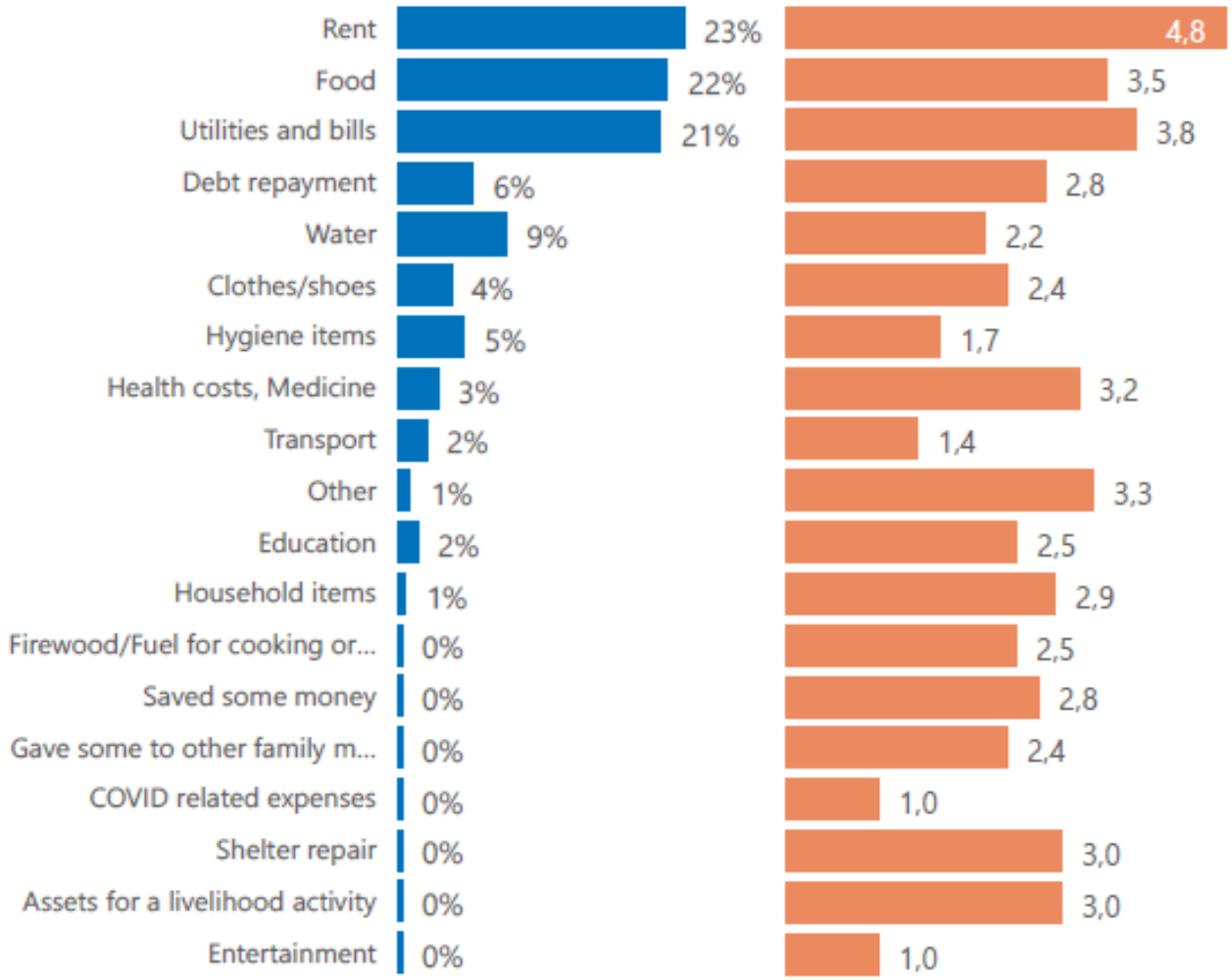

Types of assistance respondents would prefer

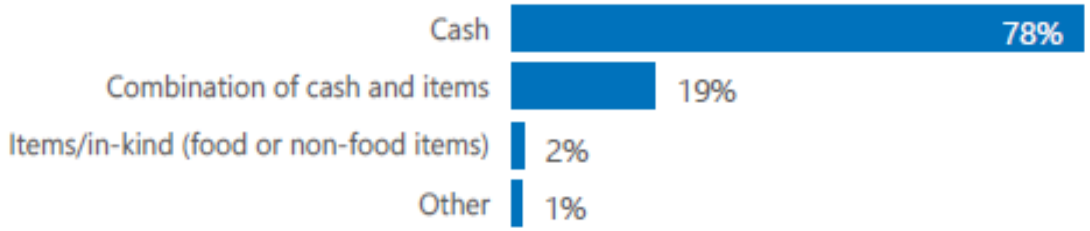

Were the respondents able to find the intems/services they need in the markets/shops?

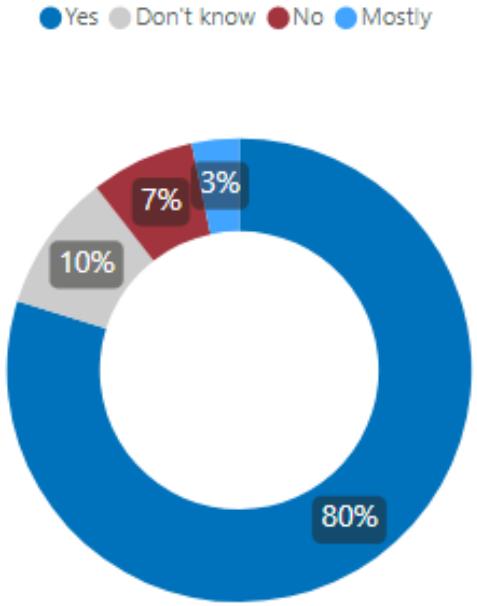

Coping Strategies

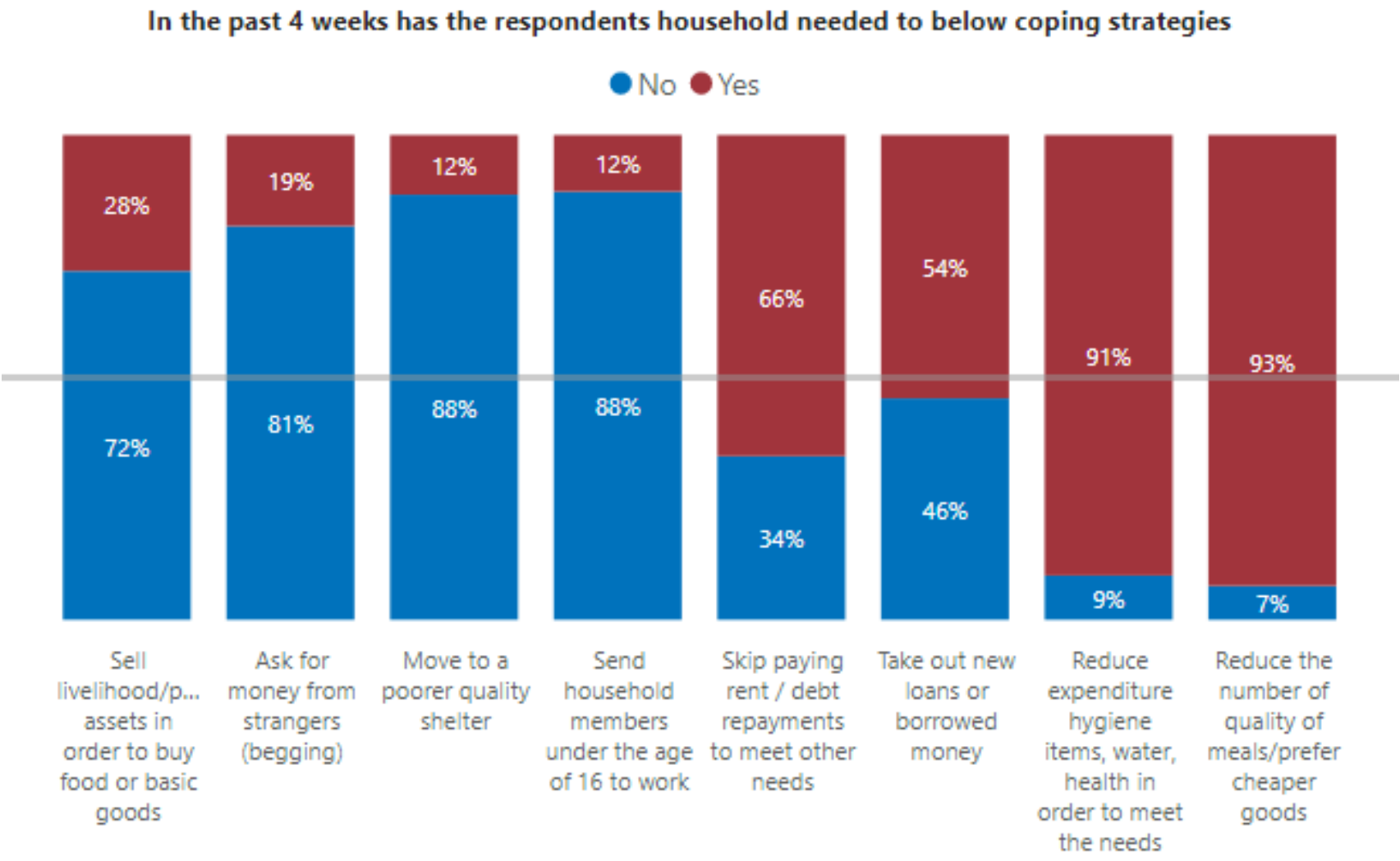

AOB

Mapping of CBIs in Turkey

- CBI TWG did a cash mapping between February-March 2020 which captured programs of 2019 and 2020.
- Until November 2020 meeting, CBI TWG will draft and share the survey for 2020-21 cash mapping and ask for feedback on the survey.
- Partners will give final inputs in November 2020 meeting, survey be finalised.
- Data collection will commence as of December 2020.
- Expected completion of the mapping is mid-January 2020.

AOB

CBI TWG Technical Advisor Role…

Next meeting 24 November 2020

THANK YOU

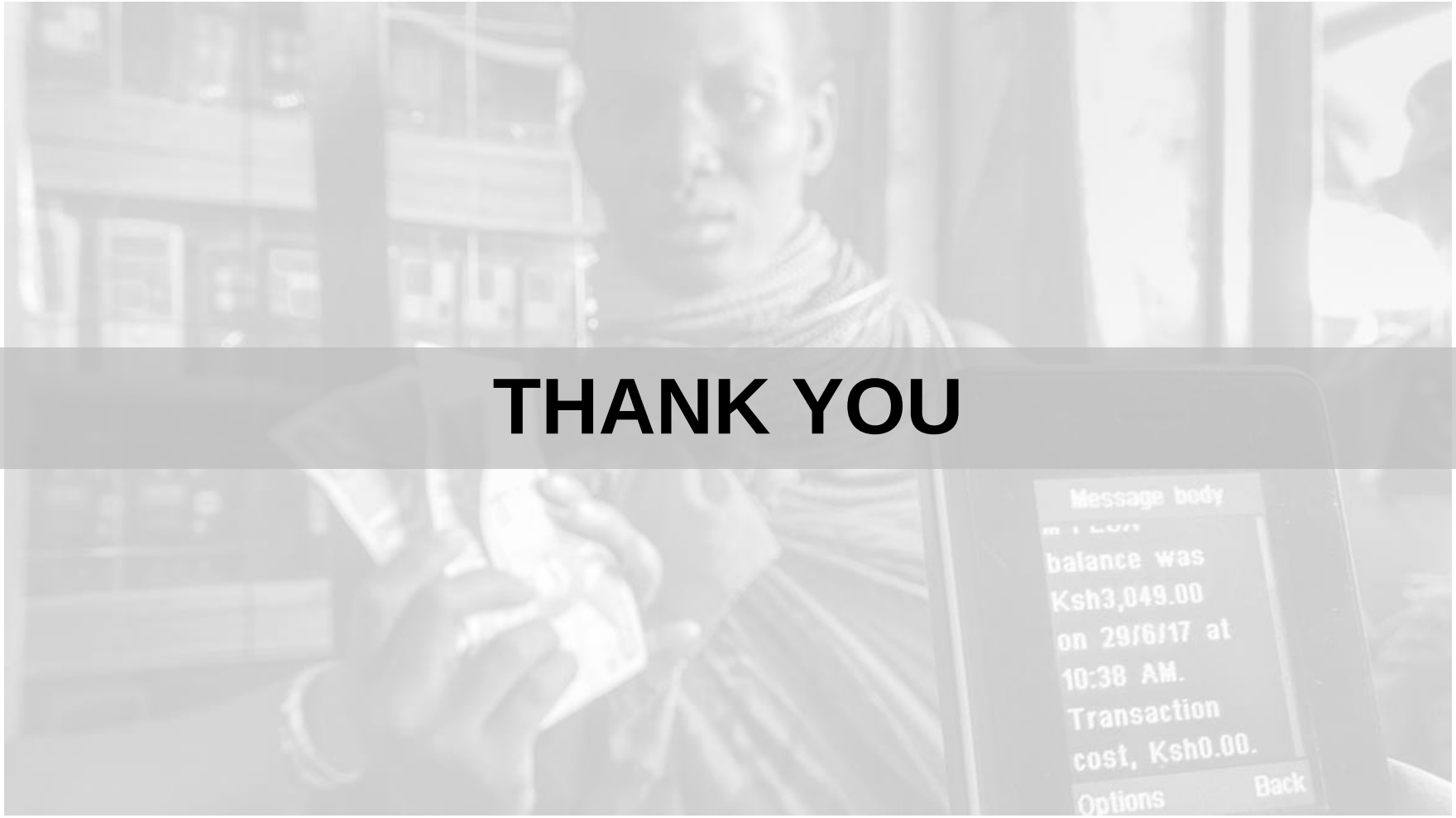
Message body
balance was
Ksh3,049.00
on 29/6/17 at
10:38 AM.
Transaction
cost, Ksh0.00.
Options
Back