

**Population**  
Refugees and asylum-seekers



Individuals: **7,984**

Households: **1,784**

Settlement

Oruchinga

*On average two performance indicators are measured per sector against the annual 2023 RRP targets*

UCRRP Partners: 16



GOV'T 02



UN Agencies 02



NNGOs 03



RLOs 0




INGOs 09

Sector of Intervention	Indicator	Achieved	Target
------------------------	-----------	----------	--------

**Education**



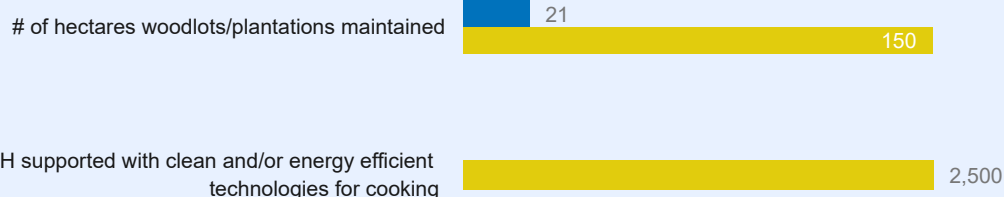
**Health & Nutrition**



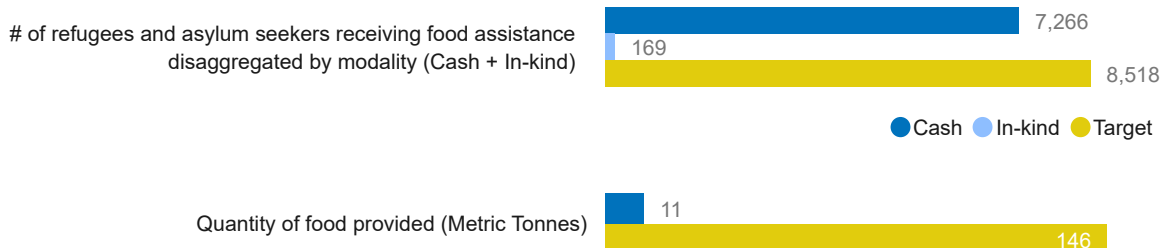
**WASH**



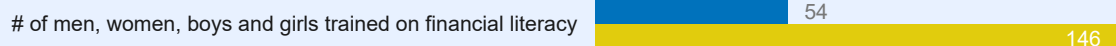
**Energy & Environment**



**Food Security**



**Livelihoods & Resilience**



**(Blank)**

Acres of arable land accessed by refugees

**(Blank)**

HH receiving emergency livelihood support



Settlement

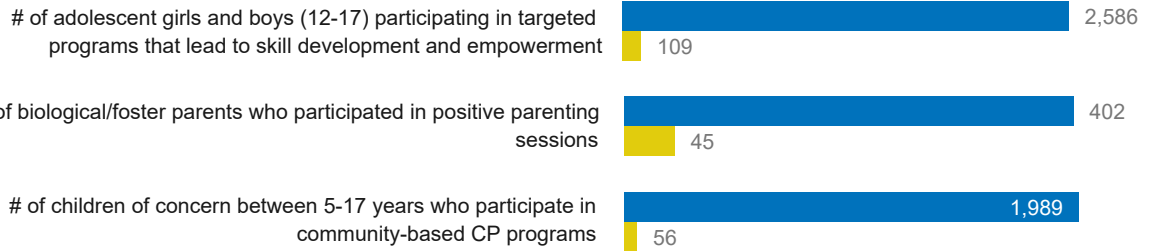
Quarter 2

Oruchinga

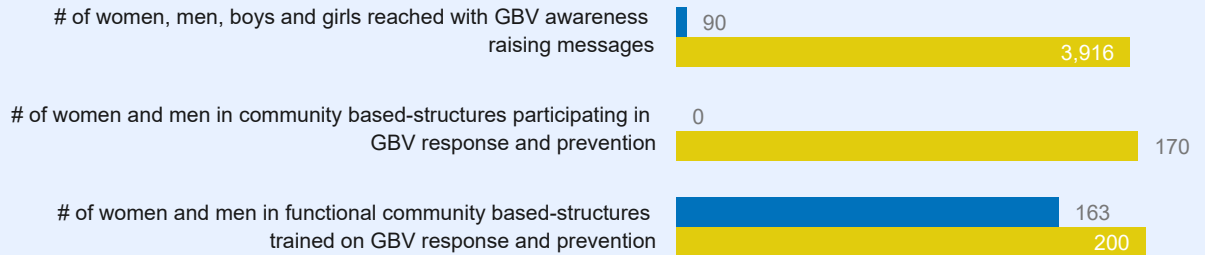
2023

Sector of Intervention	Indicator	Achieved	Target
------------------------	-----------	----------	--------

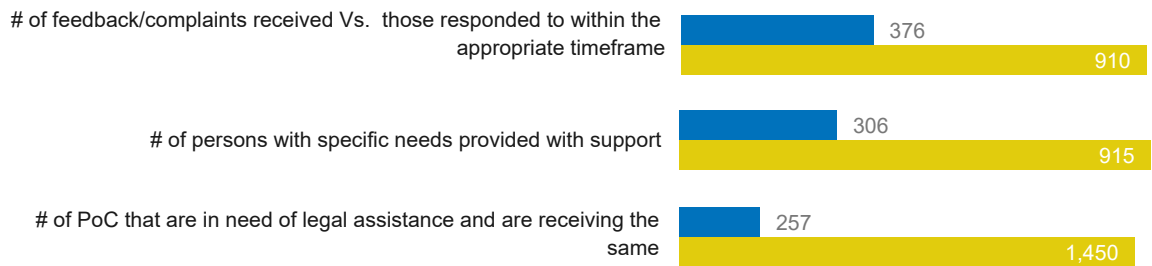
**Child Protection**




**GBV**



**Protection**



**CBI Modality**



**62**

Households receiving cash + voucher assistance for basic needs

**List of Partners who reported for Q2 2023, UN Agencies and Government**

**National NGOs**

HFU, NSAMIZI, and TPO

**Refugee Led Organizations (RLOs)**

None reported

**International NGOs**

AIRD, ALIGHT, DRC, FRC, HIJRA, MTI, WCC, WCH and WIU

**UN Agencies**

UNHCR and WFP

**Government**

OPM, Isingiro DLG