UGANDA- REFUGEE STATISTICS JULY 2023

Adjumani

Total Population	Total Refugees
212,648	212,401
Total Households	Total Asylum-Seekers
29,818	247

Women and Children
85 %
180,573

Female
54 %
114,130

Elderly
3 %
6,313

Youth 15-24
26 %
54,666

New Registration by Month

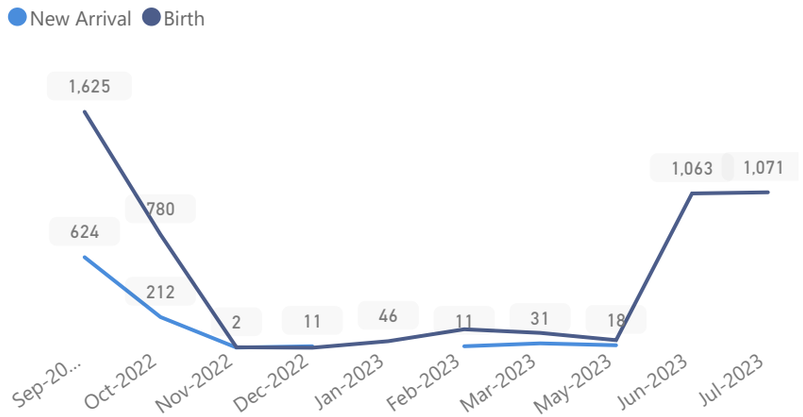

Top Zones

Zone	HHs	Individuals
Nyumanzi	5,045	44,315
Pagrinya	5,991	36,269
Ayilo I	3,027	25,738
Maaji II	2,580	17,152
Ayilo II	2,015	14,765
Maaji III	2,309	14,281
Boroli I	1,428	9,457
Mirieyi	1,008	7,689
Agojo	1,513	7,066
Alere	811	6,941
Baratuku	853	6,127
Olua I	610	5,034
Mungula I	667	4,978
Boroli II	703	4,535

Country of Origin	Total
South Sudan	212,140
Sudan	455
Democratic Republic of the Congo	42
Eritrea	5

Occupation - Top 5

19 % Have occupation

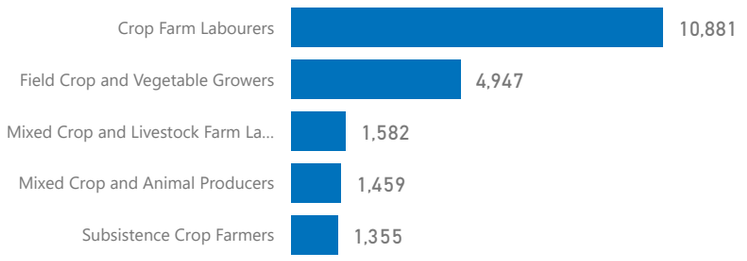

* Age is between 18 - 59 years for Occupation

Age & Gender Breakdown

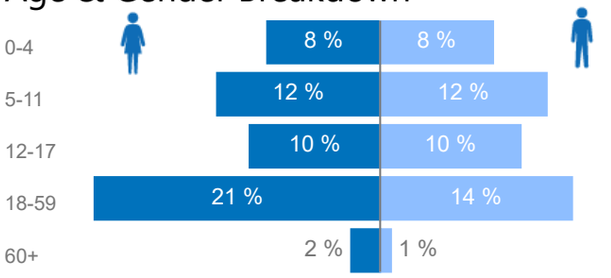

Specific Needs - Top 7

24,159 12,361

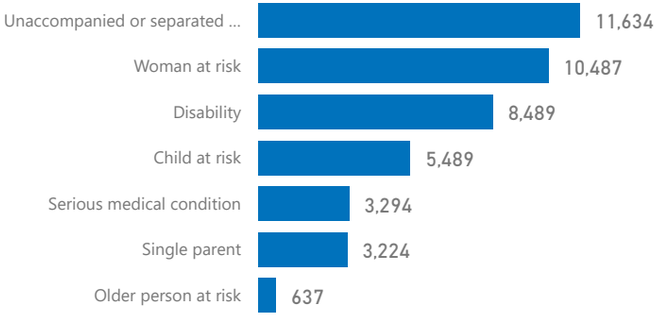

Assistance Status

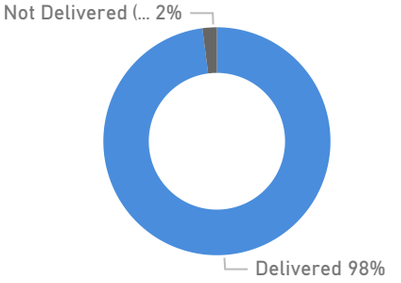

UGANDA- REFUGEE STATISTICS JULY 2023

Bidibidi

Total Population	Total Refugees
193,841	193,841
Total Households	Total Asylum-Seekers
36,610	0

Women and Children
84 %
163,446

Female
53 %
101,798

Elderly
3 %
5,210

Youth 15-24
25 %
48,119

Top Zones

Zone	HHs	Individuals
Zone 3	9,340	46,521
Zone 2	7,484	43,186
Zone 5	8,186	41,567
Zone 1	6,171	34,469
Zone 4	5,420	28,079

Age & Gender Breakdown

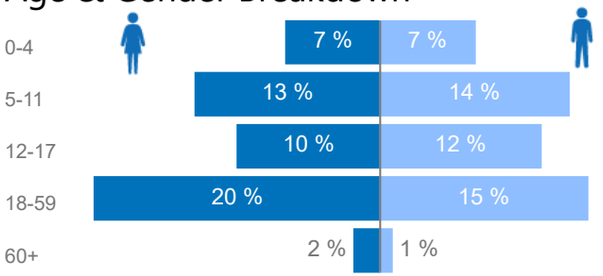

Country of Origin	Total
South Sudan	193,726
Sudan	70
Democratic Republic of the Congo	41
Ethiopia	2
Burundi	1
Rwanda	1

Specific Needs
- Top 7

2,056 1,304

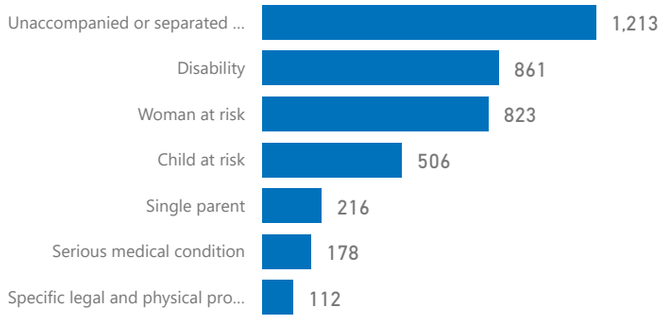

New Registration by Month

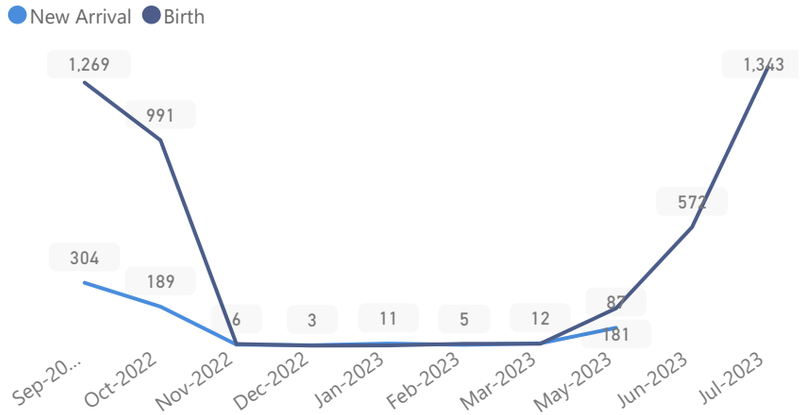

Occupation - Top 5

18 % Have occupation

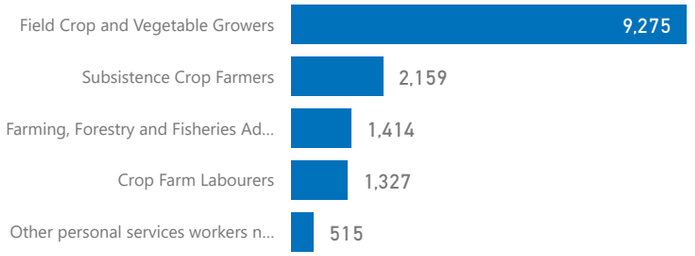

* Age is between 18 - 59 years for Occupation

Assistance Status

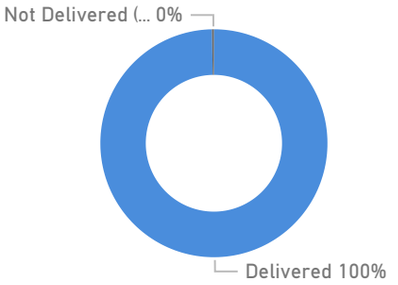

UGANDA- REFUGEE STATISTICS JULY 2023

Imvepi

Total Population	Total Refugees
66,135	66,128
Total Households	Total Asylum-Seekers
15,273	7

Women and Children
84 %
55,656

Female
53 %
35,182

Elderly
3 %
1,896

Youth 15-24
23 %
15,020

Top Zones

Zone	HHs	Individuals
Zone I	6,122	26,890
Zone Ii	5,210	24,661
Zone Iii	3,093	12,352
Zone Iv	842	2,214

Age & Gender Breakdown

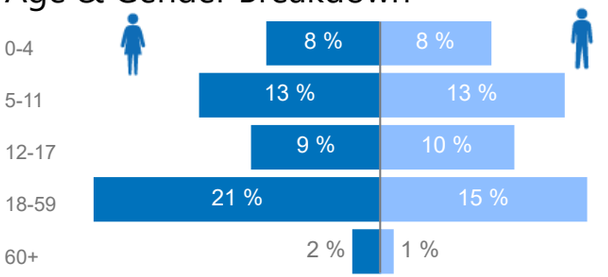

Country of Origin

Country of Origin	Total
South Sudan	63,479
Democratic Republic of the Congo	2,595
Sudan	49
Rwanda	8
Central African Republic	1
Ethiopia	1
Senegal	1
United Republic of Tanzania	1

Specific Needs - Top 7

5,939 3,156

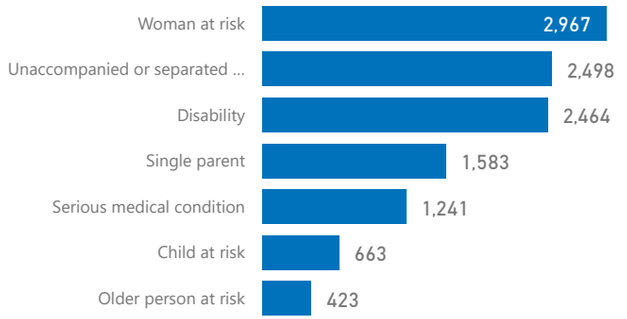

New Registration by Month

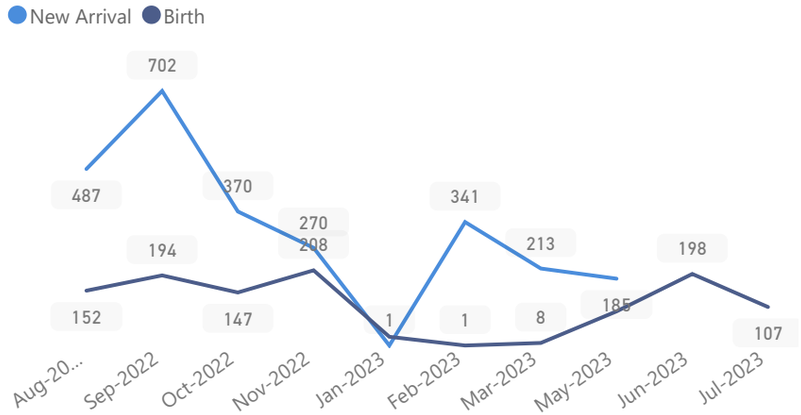

Occupation - Top 5

24 % Have occupation

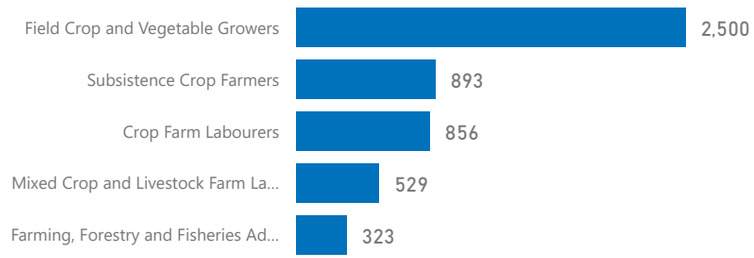

* Age is between 18 - 59 years for Occupation

Assistance Status

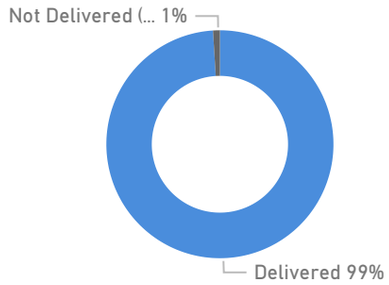

Source: Statistics - OPM (proGres)

Feedback: ugakareg@unhcr.org

Creation date: 01-Aug-2023

UGANDA- REFUGEE STATISTICS JULY 2023

Kampala

Total Population	Total Refugees
149,031	104,498
Total Households	Total Asylum-Seekers
91,343	44,533

Women and Children
60 %
89,349

Elderly
1 %
2,069

Female
46 %
67,842

Youth 15-24
26 %
38,371

Top Zones

Zone	HHs	Individuals
Makindye Division	30,937	56,321
Kampala Central	40,281	53,646
Rubaga Division	15,924	30,133
Kawempe Division	1,947	3,812
Nakawa	1,069	2,622

Age & Gender Breakdown

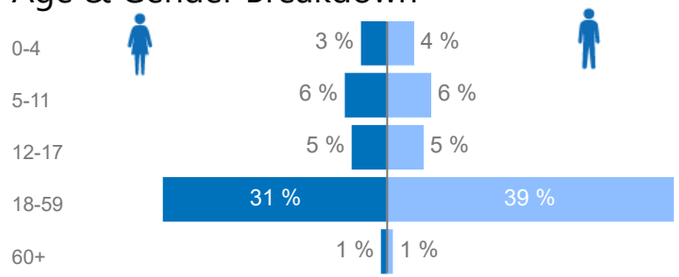

Country of Origin

Country of Origin	Total
Somalia	57,363
Eritrea	35,916
Democratic Republic of the Congo	28,551
Ethiopia	8,195
South Sudan	6,117
Burundi	5,824

Specific Needs

- Top 7

822 636

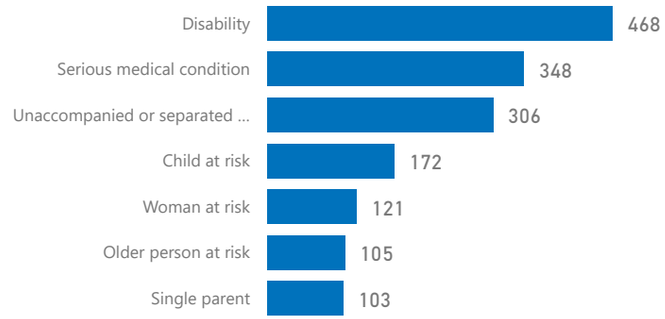

New Registration by Month

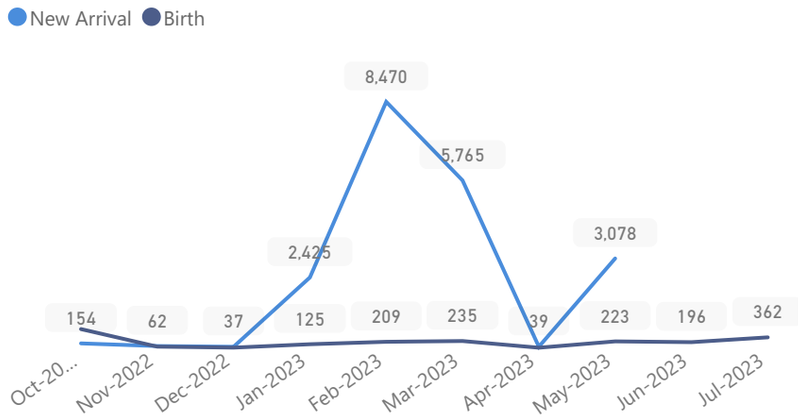

Occupation - Top 5

6 % Have occupation

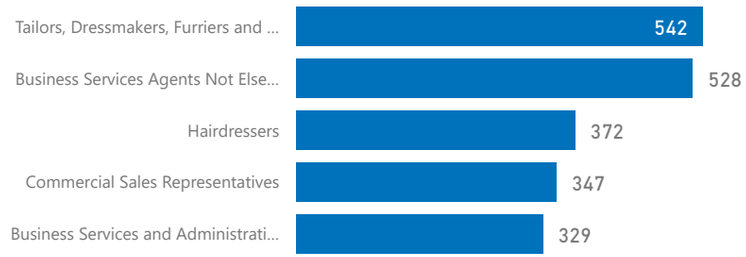

* Age is between 18 - 59 years for Occupation

Assistance Status

UGANDA- REFUGEE STATISTICS JULY 2023

Kiryandongo

Total Population	Total Refugees
65,272	65,232
Total Households	Total Asylum-Seekers
11,935	40

Women and Children
82 %
53,571

Elderly
2 %
1,270

Female
52 %
34,117

Youth 15-24
31 %
19,964

Top Zones

Zone	HHs	Individuals
Ranch 1	6,373	34,451
Ranch 37	5,554	30,799

Country of Origin

Country of Origin	Total
South Sudan	64,528
Democratic Republic of the Congo	283
Sudan	230
Kenya	172
Burundi	29
Rwanda	21

Age & Gender Breakdown

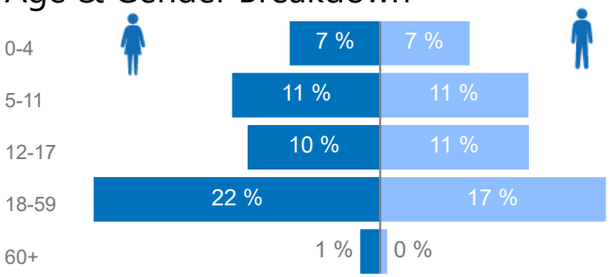

Specific Needs
- Top 7

1,128 962

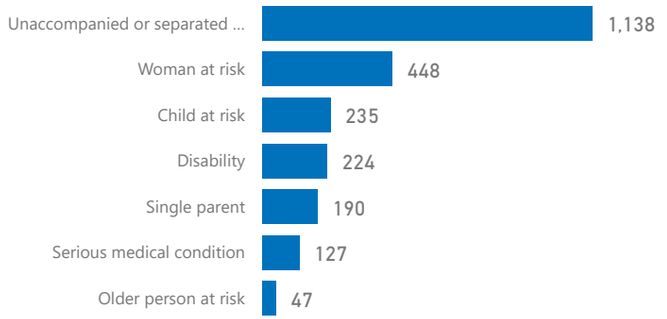

New Registration by Month

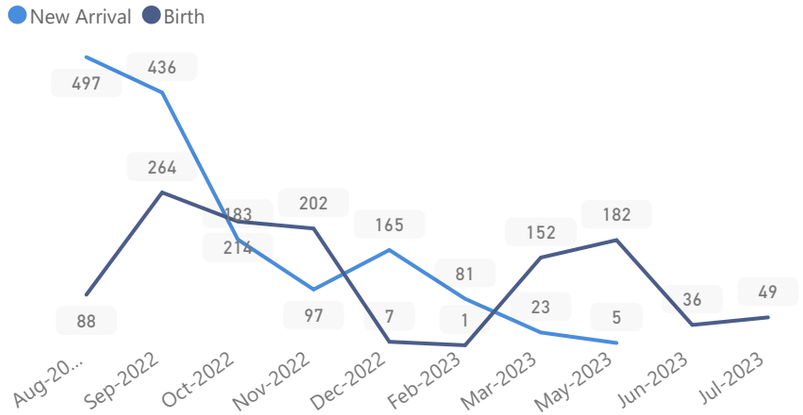

Occupation - Top 5

15 % Have occupation

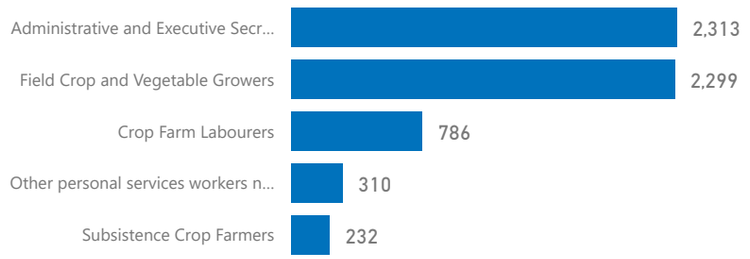

* Age is between 18 - 59 years for Occupation

Assistance Status

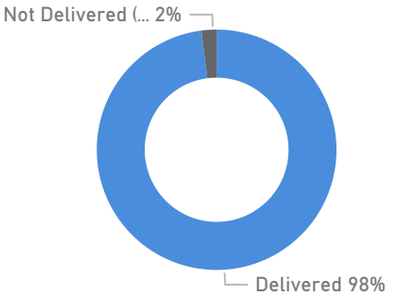

UGANDA- REFUGEE STATISTICS JULY 2023

Kyaka Ii

Total Population	Total Refugees
121,934	120,226
Total Households	Total Asylum-Seekers
32,883	1,708

Women and Children
80 %
97,645

Elderly
3 %
3,140

Female
51 %
62,375

Youth 15-24
20 %
24,255

Top Zones

Zone	HHs	Individuals
Byabakora	5,475	21,037
Bwiriza	5,857	20,920
Sweswe	5,606	20,176
Itambabiniga	4,610	16,501
Mukondo	4,156	16,199

Country of Origin

Country of Origin	Total
Democratic Republic of the Congo	115,346
Rwanda	3,249
Burundi	3,233
South Sudan	51
Congo, Republic of the	13
Kenya	13

Age & Gender Breakdown

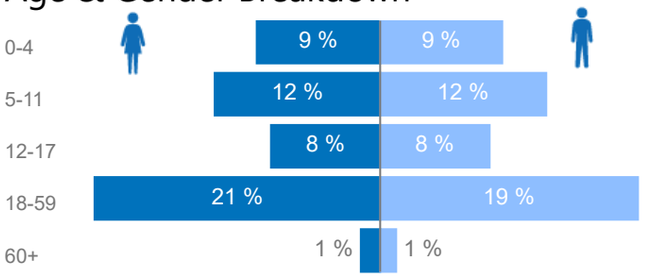

Specific Needs - Top 7

12,808 7,232

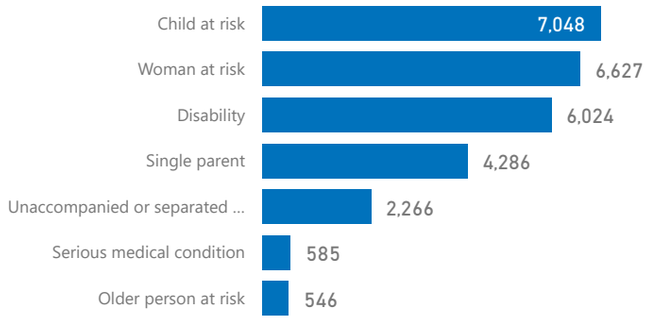

New Registration by Month

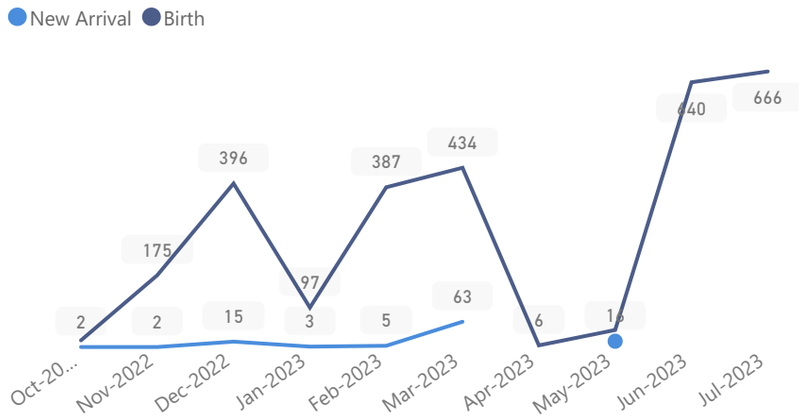

Occupation - Top 5

22 % Have occupation

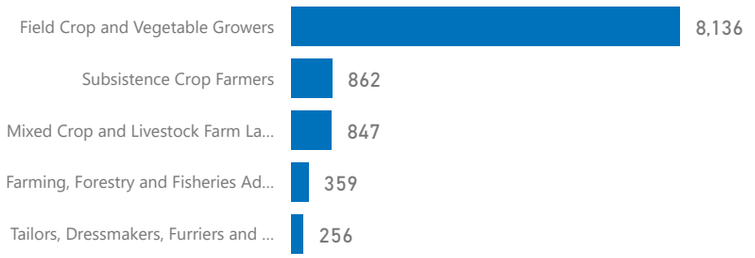

* Age is between 18 - 59 years for Occupation

Assistance Status

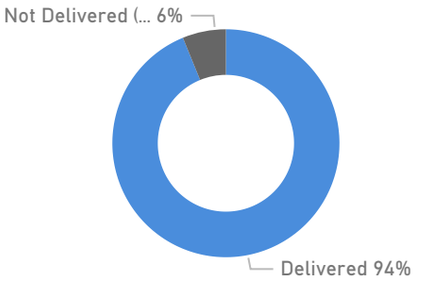

UGANDA- REFUGEE STATISTICS JULY 2023

Kyangwali

Total Population	Total Refugees
131,800	131,435
Total Households	Total Asylum-Seekers
39,484	365

Women and Children
82 %
108,525

Female
53 %
69,883

Elderly
3 %
4,370

Youth 15-24
18 %
24,007

New Registration by Month

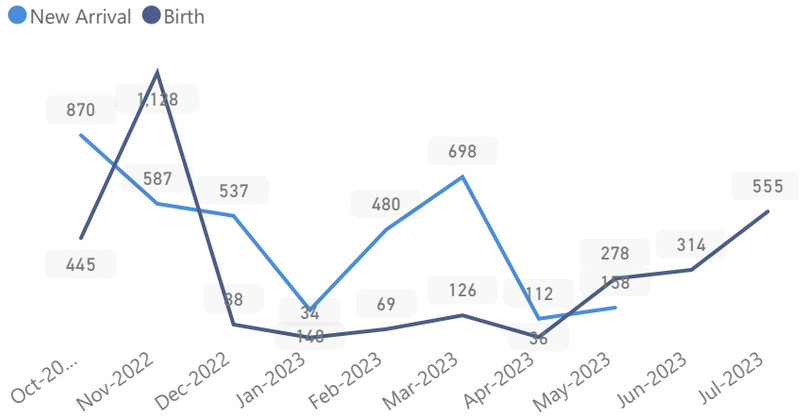

Top Zones

Zone	HHs	Individuals
Kyebitaka	2,630	10,902
Kagoma	2,141	7,438
Mukunyu A	2,783	7,402
Mombasa	1,980	7,299
KARUHINDA	2,242	6,852
WAIBUGA	2,182	6,837
MALUMBA	1,927	5,906
Nyampindu	2,002	5,893
NYABITETE	1,783	5,669
BUYANJA	1,795	5,579

Country of Origin	Total
Democratic Republic of the Congo	127,505
South Sudan	3,530
Rwanda	612
Burundi	133
Kenya	11
Sudan	6

Occupation - Top 5

40 % Have occupation

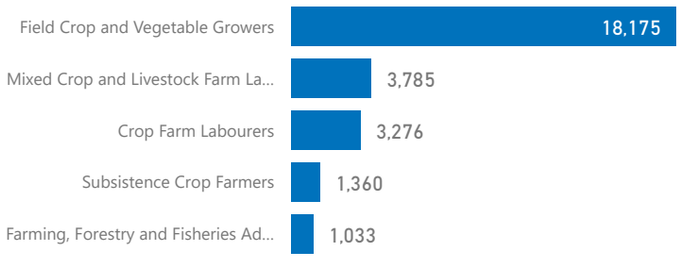

* Age is between 18 - 59 years for Occupation

Age & Gender Breakdown

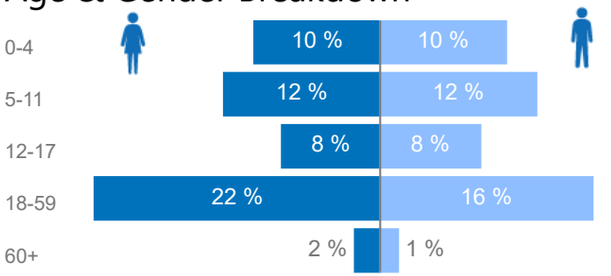

Specific Needs - Top 7

8,872 3,440

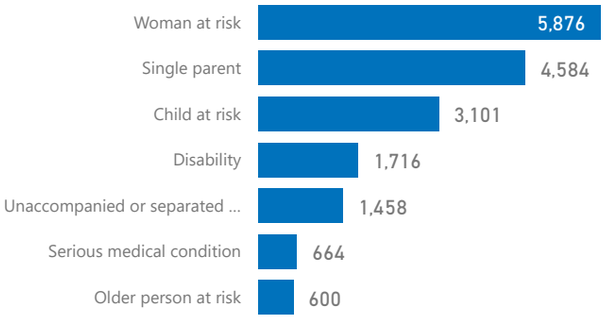

Assistance Status

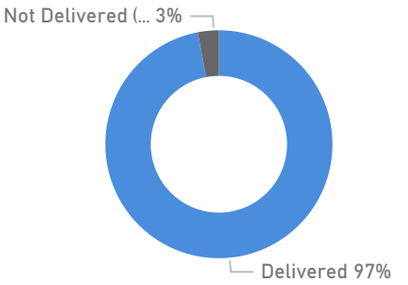

UGANDA- REFUGEE STATISTICS JULY 2023

Lobule

Total Population	Total Refugees
6,017	6,017
Total Households	Total Asylum-Seekers
959	0

Women and Children
84 %
5,029

Female
53 %
3,176

Elderly
3 %
178

Youth 15-24
29 %
1,723

Zones

Zone	HHs	Individuals
Zone B	491	3,162
Zone A	468	2,855

Country of Origin

Country of Origin	Total
Democratic Republic of the Congo	6,016
Somalia	1

Age & Gender Breakdown

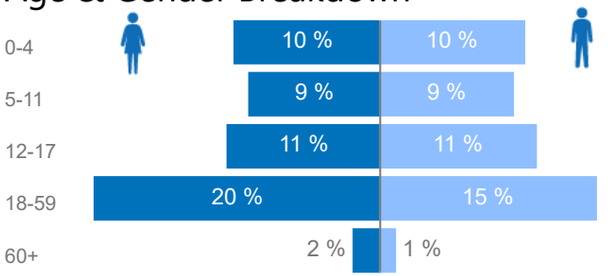

Specific Needs - Top 7

1,014 591

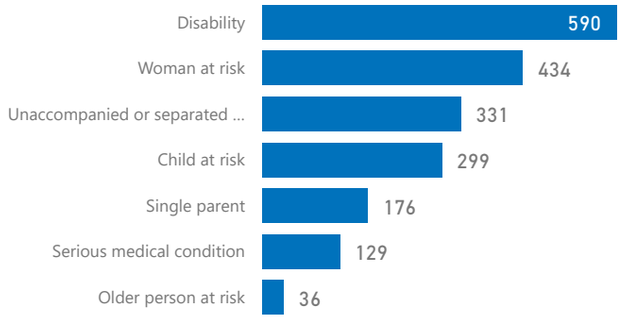

New Registration by Month

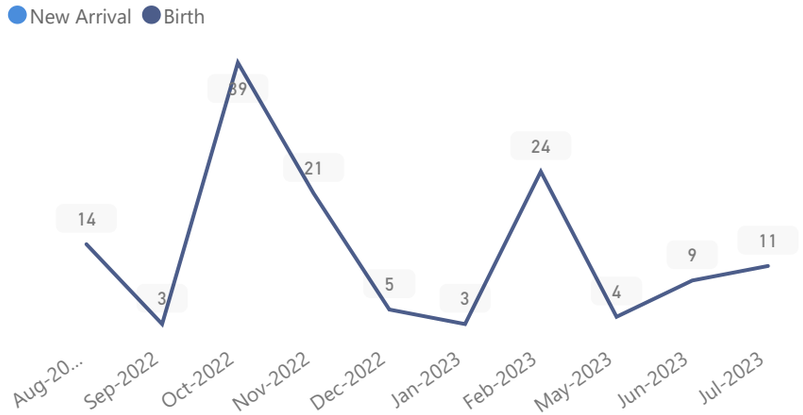

Occupation - Top 5

36 % Have occupation

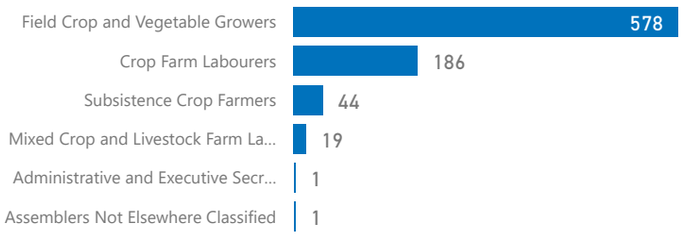

* Age is between 18 - 59 years for Occupation

Assistance Status

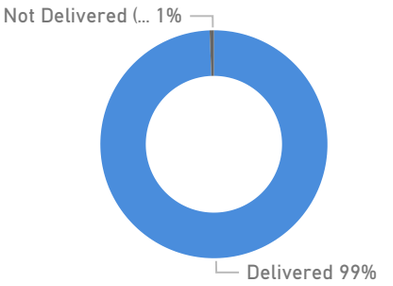

Source: Statistics - OPM (proGres)

Feedback: ugakareg@unhcr.org

Creation date: 01-Aug-2023

UGANDA- REFUGEE STATISTICS JULY 2023

Nakivale

Total Population	Total Refugees
178,270	174,281
Total Households	Total Asylum-Seekers
54,101	3,989

Women and Children
77 %
137,535

Female
51 %
90,077

Elderly
3 %
4,758

Youth 15-24
22 %
40,017

Top Zones

Zone	HHs	Individuals
Rubondo	30,095	84,848
Base Camp	17,562	67,295
Juru	5,965	25,095

Age & Gender Breakdown

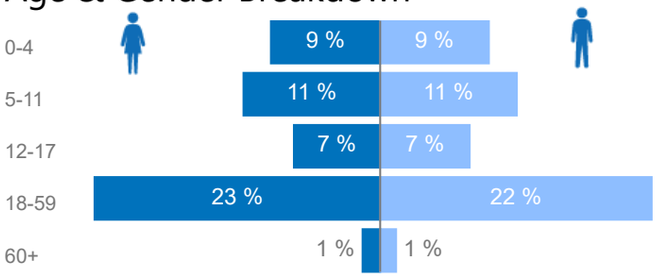

Country of Origin

Country of Origin	Total
Democratic Republic of the Congo	117,282
Burundi	31,601
Rwanda	15,029
Somalia	12,225
Eritrea	967
Ethiopia	918

Specific Needs - Top 7

23,953 13,180

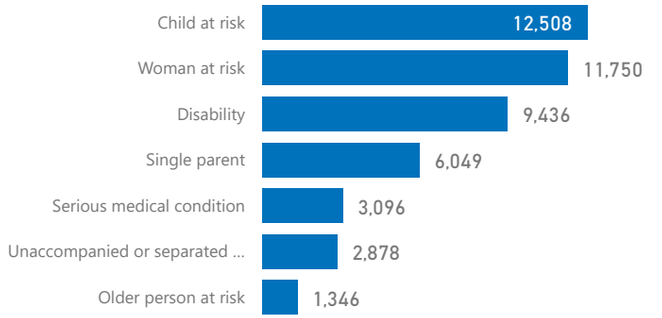

New Registration by Month

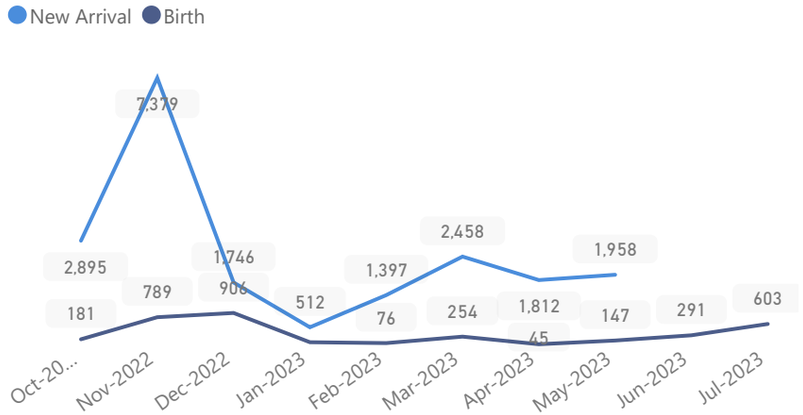

Occupation - Top 5

23 % Have occupation

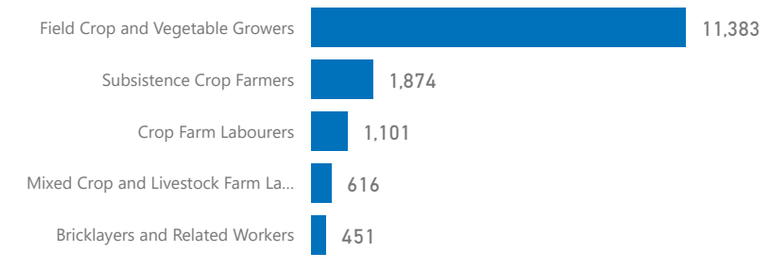

* Age is between 18 - 59 years for Occupation

Assistance Status

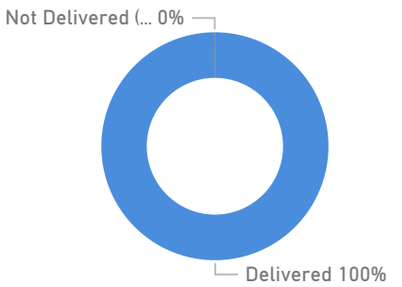

UGANDA- REFUGEE STATISTICS JULY 2023

Oruchinga

Total Population	Total Refugees
7,995	7,993
Total Households	Total Asylum-Seekers
1,783	2

Women and Children
80 %
6,394

Elderly
3 %
264

Female
52 %
4,121

Youth 15-24
21 %
1,718

Top Zones

Zone	HHs	Individuals
Kifunjo	555	2,338
Michinga	454	2,091
Busheka	439	1,995

Age & Gender Breakdown

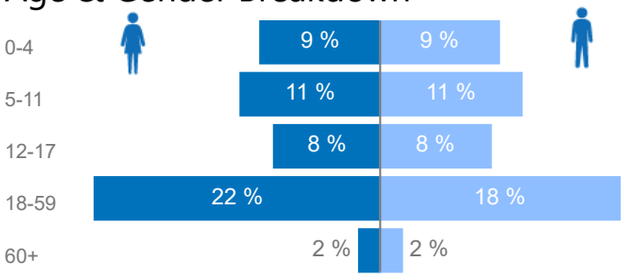

Country of Origin

Country of Origin	Total
Democratic Republic of the Congo	4,134
Rwanda	2,046
Burundi	1,749
South Sudan	65
Sudan	1

Specific Needs - Top 7

170 107

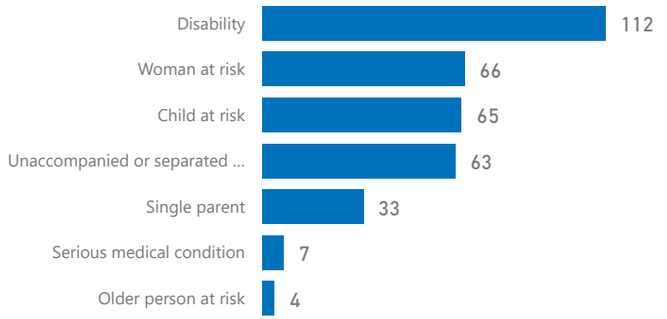

New Registration by Month

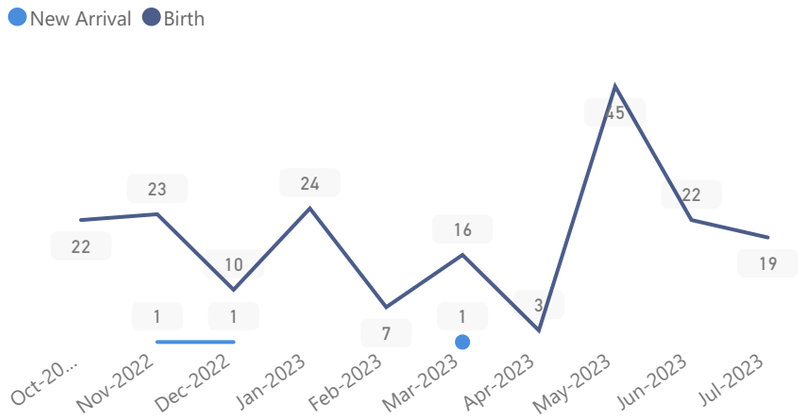

Occupation - Top 5

37 % Have occupation

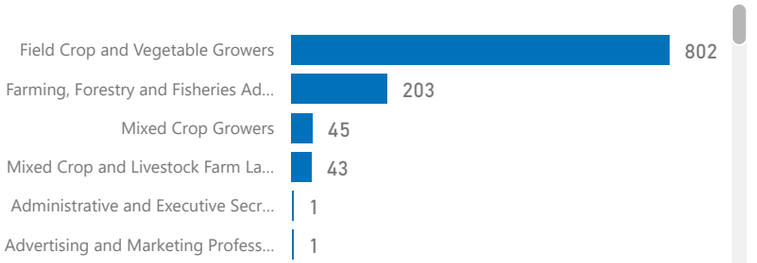

* Age is between 18 - 59 years for Occupation

Assistance Status

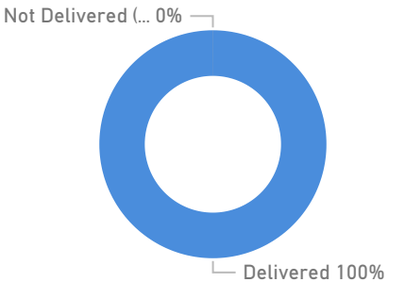

UGANDA- REFUGEE STATISTICS JULY 2023

Palabek

Total Population	Total Refugees
79,021	78,997
Total Households	Total Asylum-Seekers
16,898	24

Women and Children
86 %
67,740

Female
50 %
39,652

Elderly
2 %
1,361

Youth 15-24
24 %
19,038

Top Zones

Zone	HHs	Individuals
Zone 6	4,131	20,667
Zone 5B	2,779	12,305
Zone 7	2,200	10,586
Zone 4	1,779	7,556
Zone 5A	1,378	7,297
Zone 3	1,188	6,188
Zone 8	1,008	4,523
Zone 2	1,063	3,836
Zone 1	914	3,463
Zone 9	343	1,932

Country of Origin	Total
South Sudan	78,738
Sudan	236
Democratic Republic of the Congo	47

Age & Gender Breakdown

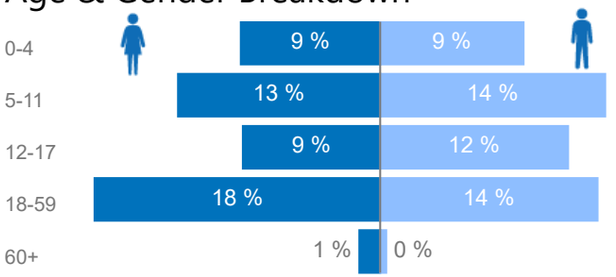

Specific Needs

- Top 7

2,088 1,389

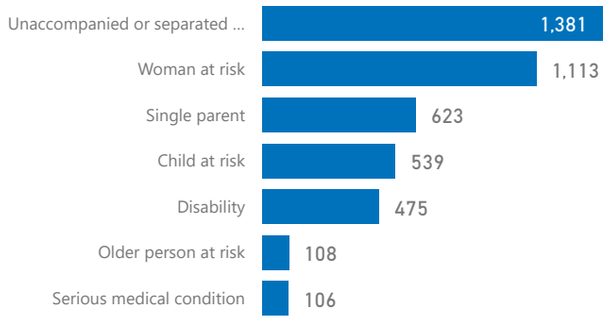

New Registration by Month

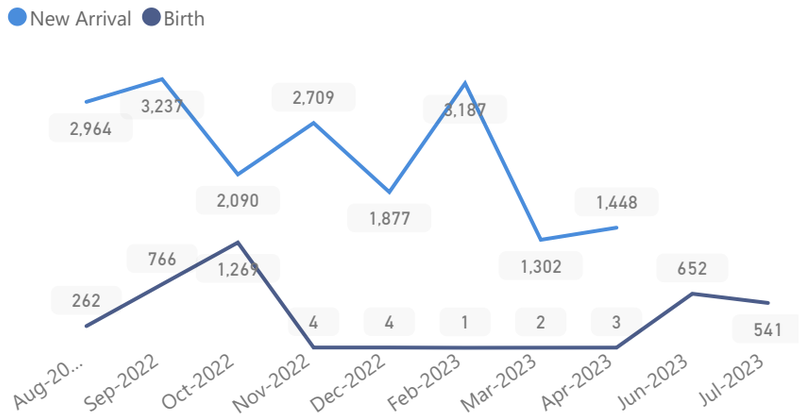

Occupation - Top 5

19 % Have occupation

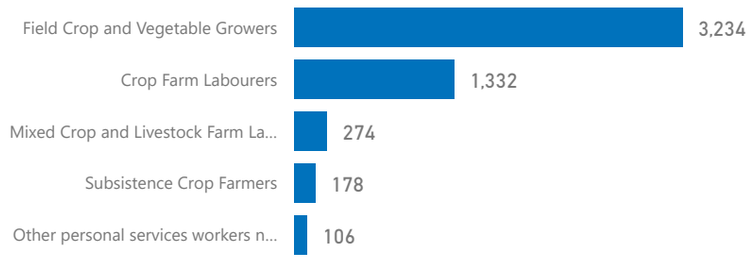

* Age is between 18 - 59 years for Occupation

Assistance Status

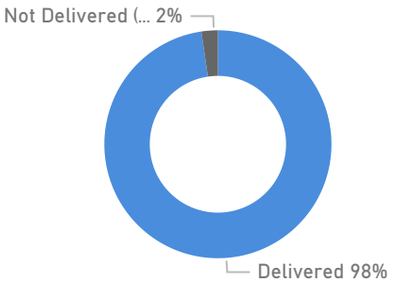

UGANDA- REFUGEE STATISTICS JULY 2023

Palorinya

Total Population	Total Refugees
126,058	126,038
Total Households	**Total Asylum-Seekers**
26,608	20

Women and Children
80 %
101,348

Female
53 %
66,502

Elderly
4 %
5,102

Youth 15-24
25 %
31,749

New Registration by Month

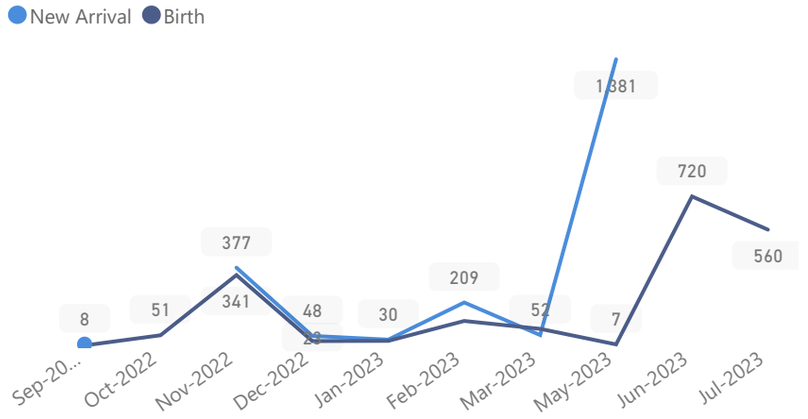

Top Zones

Zone	HHs	Individuals
Morobi	7,909	37,442
Dongo West	5,226	24,731
Chinyi	4,358	19,277
Basecamp Ibakwe	2,698	14,468
Dongo East	2,686	12,851
Belemaling	2,128	10,270
Budri	1,587	6,982

Country of Origin	Total
South Sudan	125,977
Democratic Republic of the Congo	42
Sudan	31
Eritrea	3
Rwanda	3
Congo, Republic of the	1
Somalia	1

Occupation - Top 5

15 % Have occupation

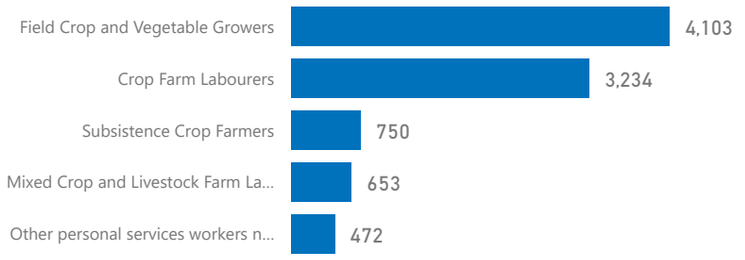

* Age is between 18 - 59 years for Occupation

Age & Gender Breakdown

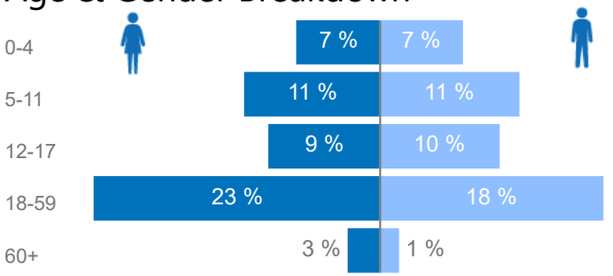

Specific Needs - Top 7

138 113

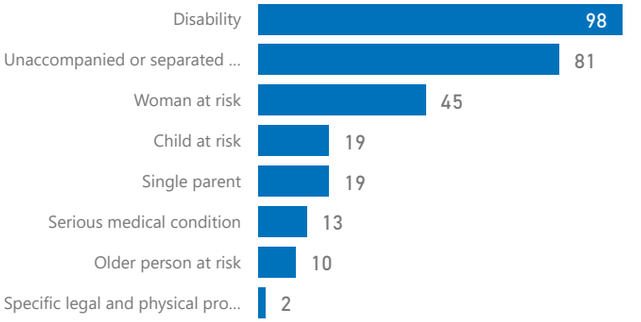

Assistance Status

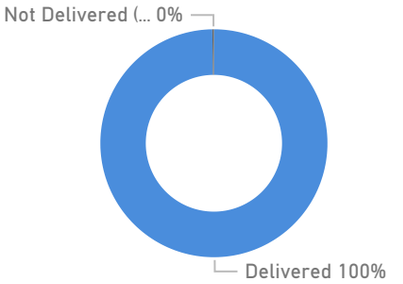

UGANDA- REFUGEE STATISTICS JULY 2023

Rhino

Total Population	Total Refugees
148,073	147,938
Total Households	Total Asylum-Seekers
27,073	135

Women and Children
83 %
123,164

Female
50 %
74,649

Elderly
2 %
2,955

Youth 15-24
27 %
40,151

New Registration by Month

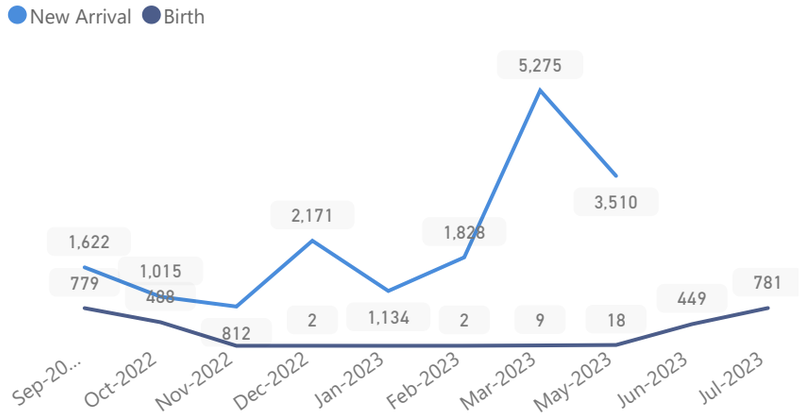

Zones

Zone	HHs	Individuals
Zone Vii	8,799	44,059
Zone Vi	4,961	26,566
Zone Iii	3,806	19,828
Zone Ii	3,874	18,911
Zone I	2,306	15,354
Zone V	1,779	13,818
Zone Iv	1,546	9,535

Country of Origin	Total
South Sudan	142,682
Democratic Republic of the Congo	4,436
Sudan	874
Rwanda	34
Burundi	11
Ethiopia	9
Kenya	9

Occupation - Top 5

10 % Have occupation

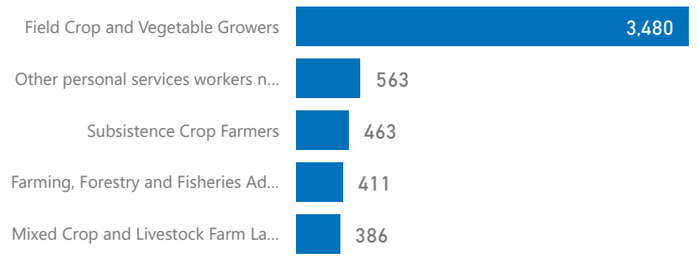

* Age is between 18 - 59 years for Occupation

Age & Gender Breakdown

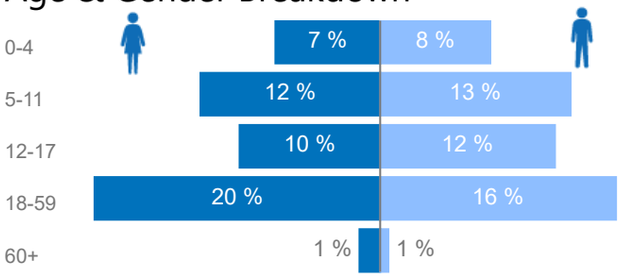

Specific Needs - Top 7

13,103 7,709

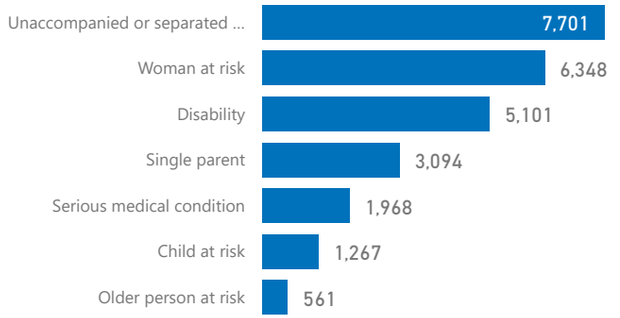

Assistance Status

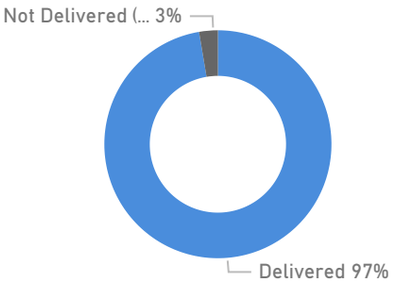

UGANDA- REFUGEE STATISTICS JULY 2023

Rwamwanja

Total Population	Total Refugees
92,566	91,687
Total Households	Total Asylum-Seekers
21,764	879

Women and Children
82 %
75,968

Female
52 %
47,707

Elderly
3 %
2,317

Youth 15-24
18 %
17,094

New Registration by Month

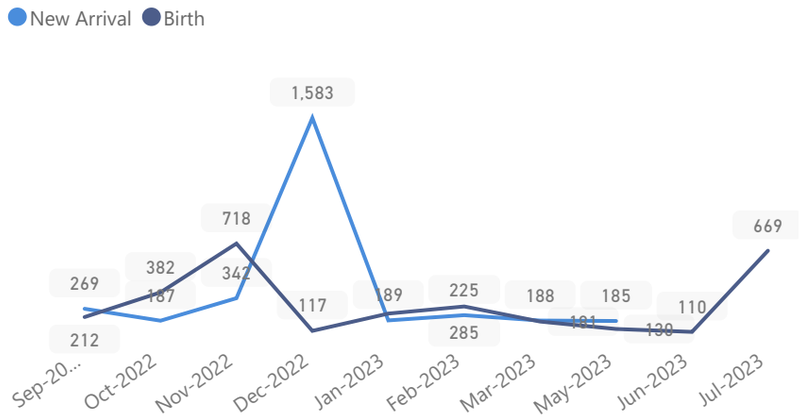

Top Zones

Zone	HHs	Individuals
Kyempango	9,570	35,522
Kaihora	2,227	11,162
Mahani	2,314	10,369
Nkoma	1,742	8,366
Ntenungi	1,755	8,364
Base Camp	1,865	8,267
Mahiga	945	4,204
Kikuura	563	2,600
Waijagahe	422	2,036
Buguta	333	1,603

Country of Origin	Total
Democratic Republic of the Congo	92,018
Rwanda	351
South Sudan	112
Burundi	58
Somalia	11
Kenya	7

Occupation - Top 5

49 % Have occupation

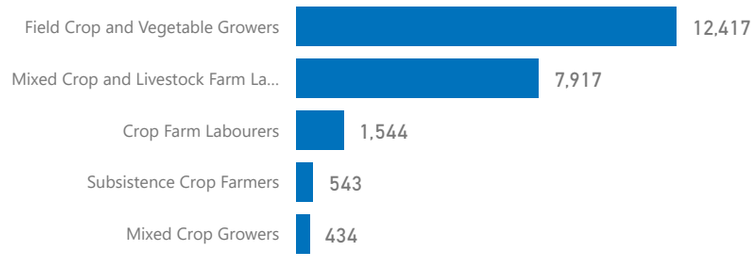

* Age is between 18 - 59 years for Occupation

Age & Gender Breakdown

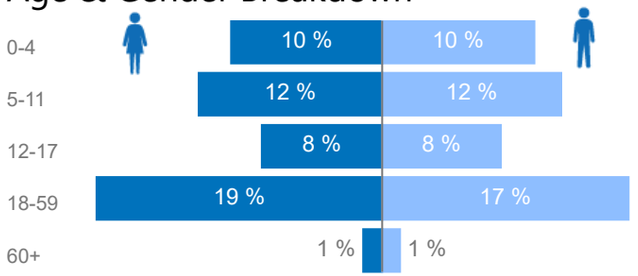

Specific Needs - Top 7

929 419

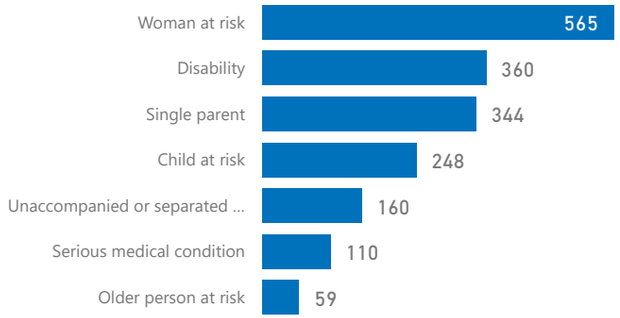

Assistance Status

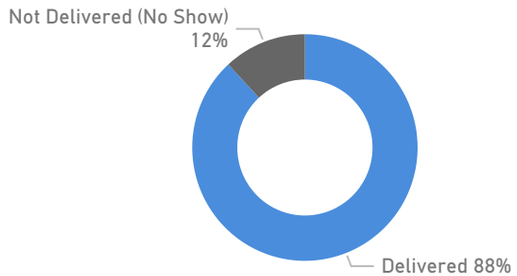

Source: Statistics - OPM (proGres)

Feedback: ugakareg@unhcr.org

Creation date: 01-Aug-2023