I. Central African Refugees and Asylum Seekers

Key Figures

211 274 Refugees and Asylum Seekers

155 450 Refugees and Asylum Seekers biometrically registered

210 716 Registered Refugees

558 Asylum Seekers

Age and Gender of Refugee Population

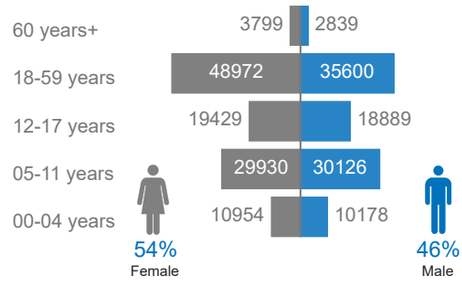

Age and Gender of Asylum Seekers

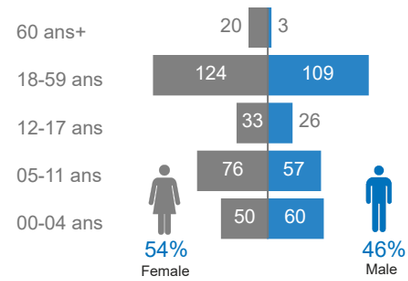

Central African Refugee Population by Type of Location

Rural	In settlements	Urban
161,884	48,516	316
76.83%	23.02%	0.15%

Central african Refugee in settlements

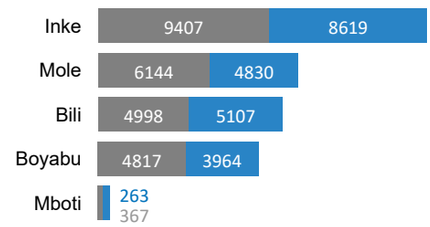

Refugees in the developpement pole

Location	F	M
Modale	3254	2819
nzakara	4756	3891
sidi	3183	3069
wenze	3665	2547
Total	**14858**	**12326**

Locations of Central African Refugee Population in DRC

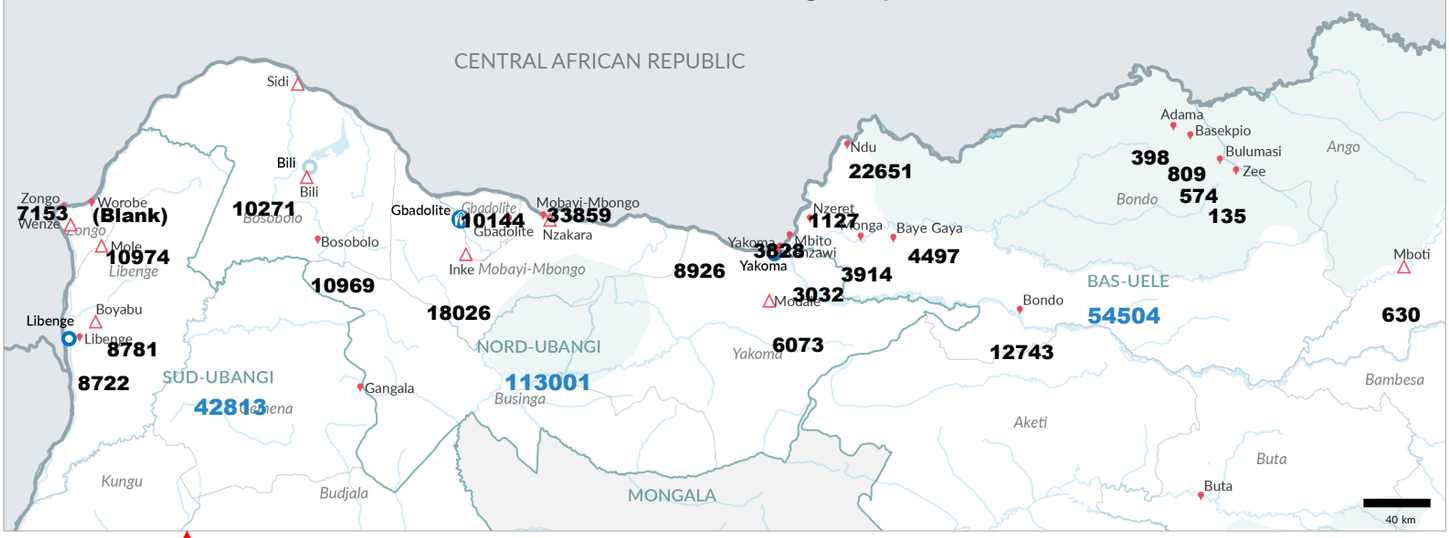

The boundaries and names used on this map do not imply official acceptance by the United Nations.

- Refugee Location
- Refugee Settlement
- UNHCR Sub-Office
- UNHCR Field-Office
- UNHCR Field-Unit
- International Boundary
- Provincial Border
- Other Countries
- Park
- Territorial Border

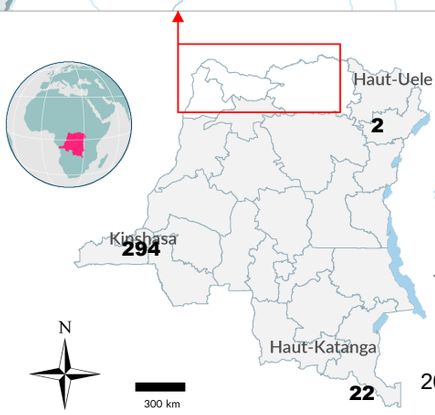

Central African Refugee Population Trend (2016 - 2023)

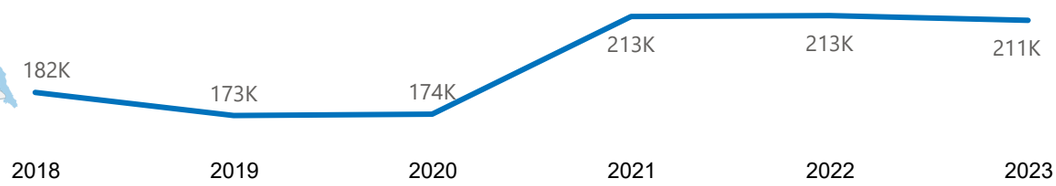

Comments about the figures of Central African refugees

211,274 Central African refugees and asylum seekers in DRC as at 31/7/2023, i.e. 210,716 refugees and 558 asylum seekers with identity documents issued by the government with UNHCR support. This represents an increase of 0.21% on june's figures, due to ongoing registration.

II. South Sudanese Refugees and Asylum Seekers

Key Figures

57 361 Reugees and Asylum Seekers

34 431 Refugees and Asylum Seekers biometrically registered

57 020 Registered Refugees

341 Asylum Seekers

Age and Gender of Refugee Population

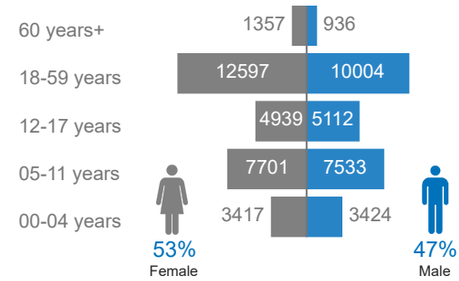

Age and Gender of Asylum Seekers

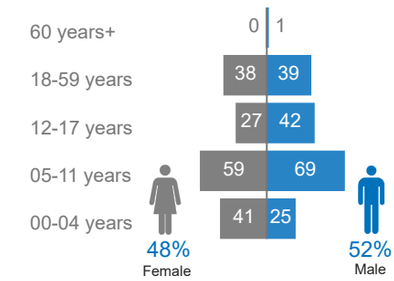

South Sudanese Refugee Population by Type of Location

Rural	In settlements	Urban
18,620	38,347	53
32.66%	67.25%	0.09%

South Sudanese Refugee in settlements

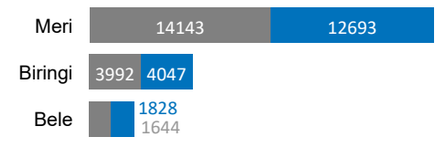

South Sudanese Urban refugee

Location	Female	Male
Kinshasa	31	22
Total	**31**	**22**

Location of South Sudanese Refugees in DRC

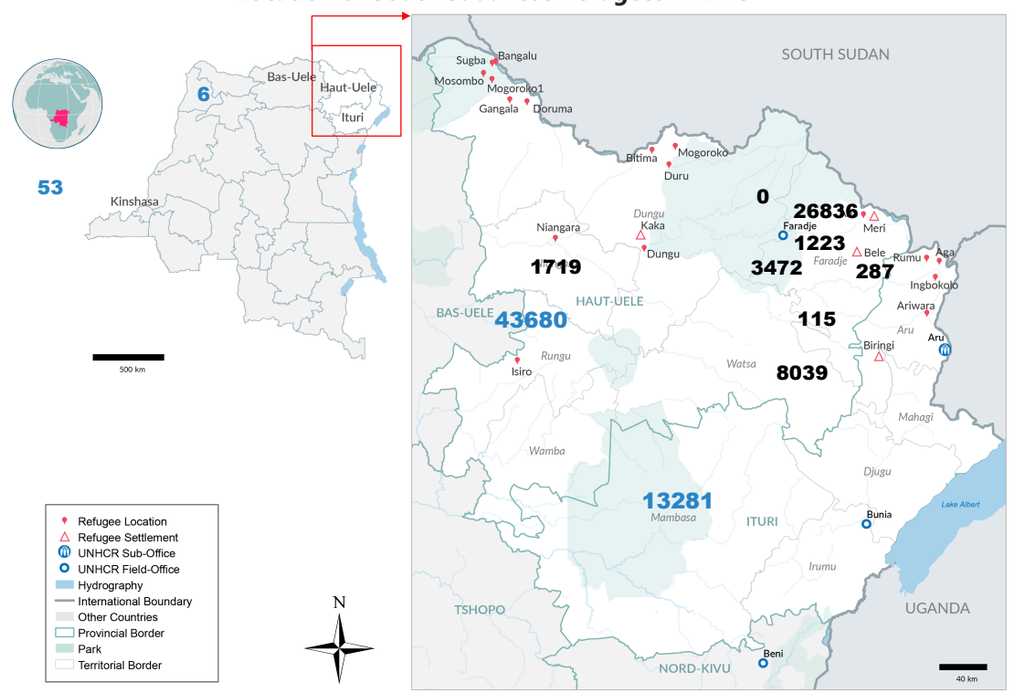

The boundaries and names used on this map do not imply official acceptance by the United Nations.

South Sudanese Refugee Population Trend (2016 - 2023)

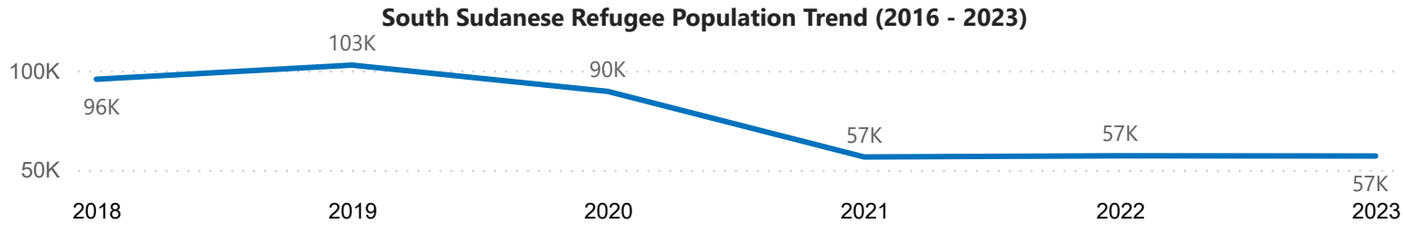

Comments about the figures of South Sudanese refugees

As at 31/07/2023 we have **57,361** South Sudanese refugees and asylum seekers in the DRC with identity documents issued by the government with the support of the UNHCR. An increase of 0.7% due to continuous registration.

III. Burundian Refugees and Asylum Seekers

Key Figures

45 590 Refugees and Asylum Seekers

26 902 Refugees and Asylum Seekers biometrically registered

43 271 Registered Refugees

2 319 Asylum Seekers

Age and Gender of Refugee Population

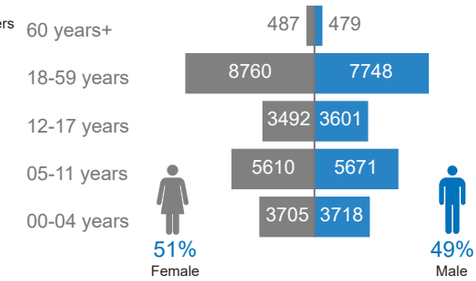

Age and Gender of Asylum Seekers

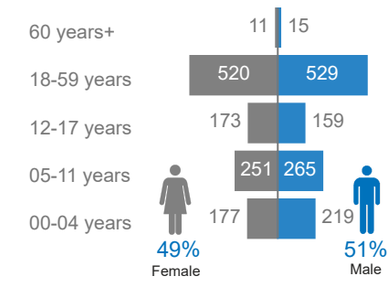

Burundian Refugee Population by Type of Location

Rural	In settlements	Urban
5,714	35,324	2,233
13.21%	81.63%	5.16%

Burundian Refugee in settlements

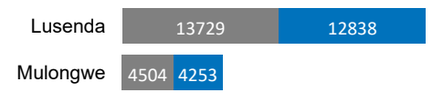

Burudian Urban refugee

Location	Female	Male
Lubumbashi	564	634
Goma	377	338
Bukavu	124	151
Kinshasa	26	19
Total	**1091**	**1142**

Location of Burundian Refugees in DRC

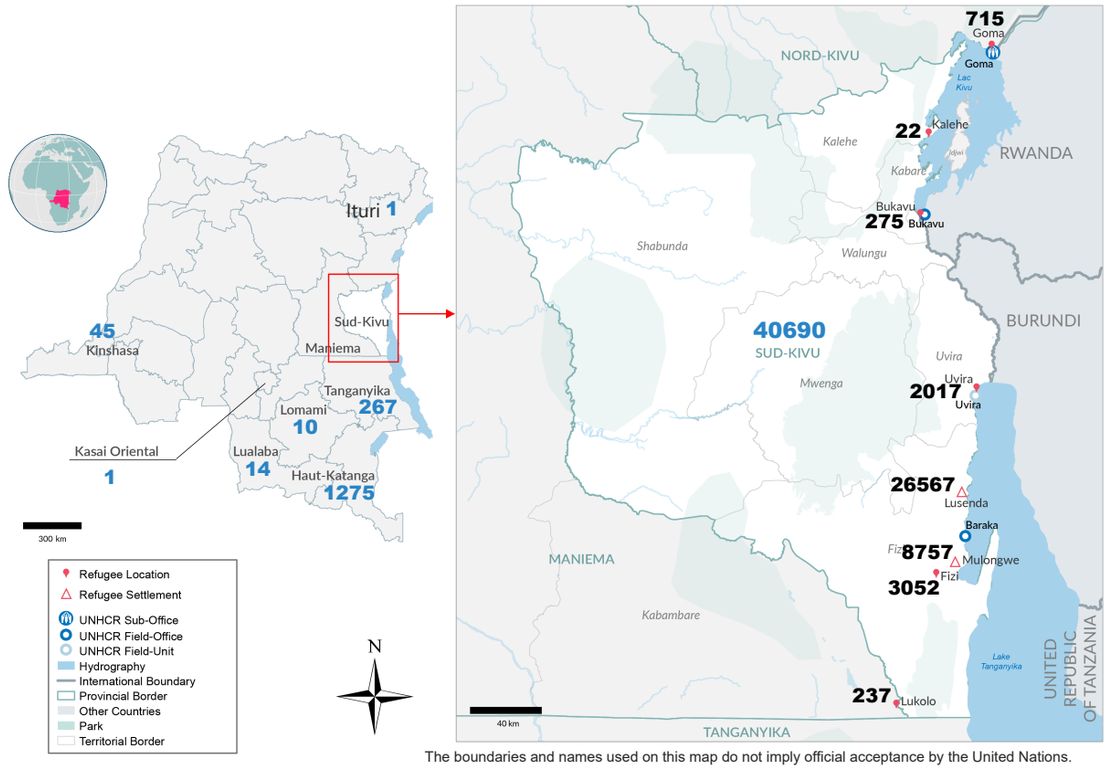

The boundaries and names used on this map do not imply official acceptance by the United Nations.

Burundian Refugee Population Trend (2016 - 2023)

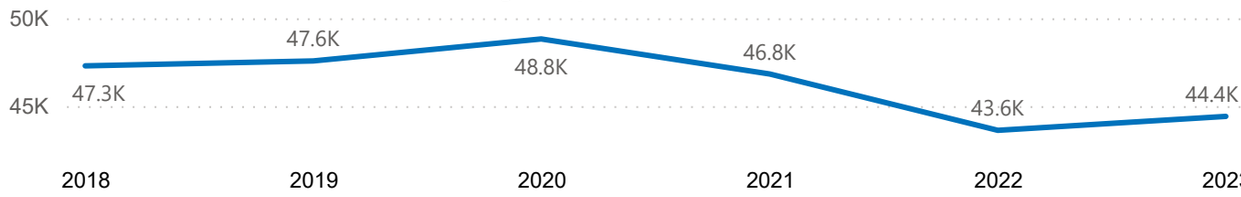

Comments about the figures of Burundian refugees

45,590 Burundian refugees and asylum seekers in the DRC as at 31/07/2023, including 43,271 refugees and 2,319 asylum seekers. This represents a 1.6% decrease on the previous month due to repatriation. All refugees and asylum seekers hold identity documents issued by the government with technical support from UNHCR.

III. Rwandese Refugees and Asylum Seekers

Key Figures

208 304 Refugees and Asylum Seekers

76 113 Refugees and Asylum Seekers biométrically registered

208 075 Registered Refugees

229 Asylum Seekers

Age and Gender of Refugee Population

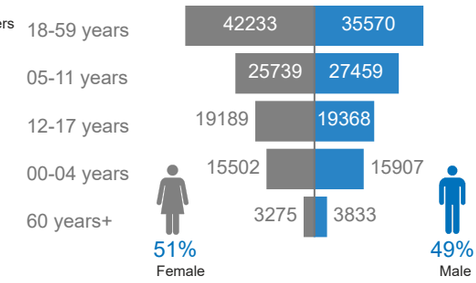

Age and Gender of Asylum Seekers

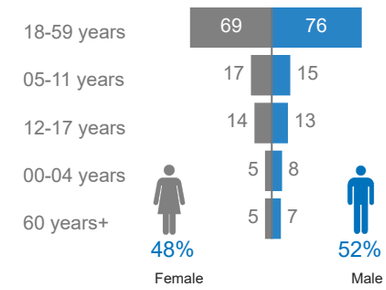

Rwandese Refugee Population by Type of Location

203,210	4 865
97.66%	2.34%
Rural	Urban

Refugee rwandese in province

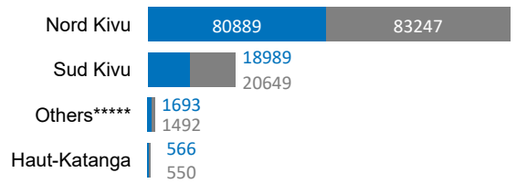

Rwandese Urban refugee

Localisation	F	M
Bukavu	710	546
Goma	1266	1237
Kinshasa	115	104
Lubumbashi	430	457
Total	**2521**	**2344**

Location of rwandese Refugees in DRC

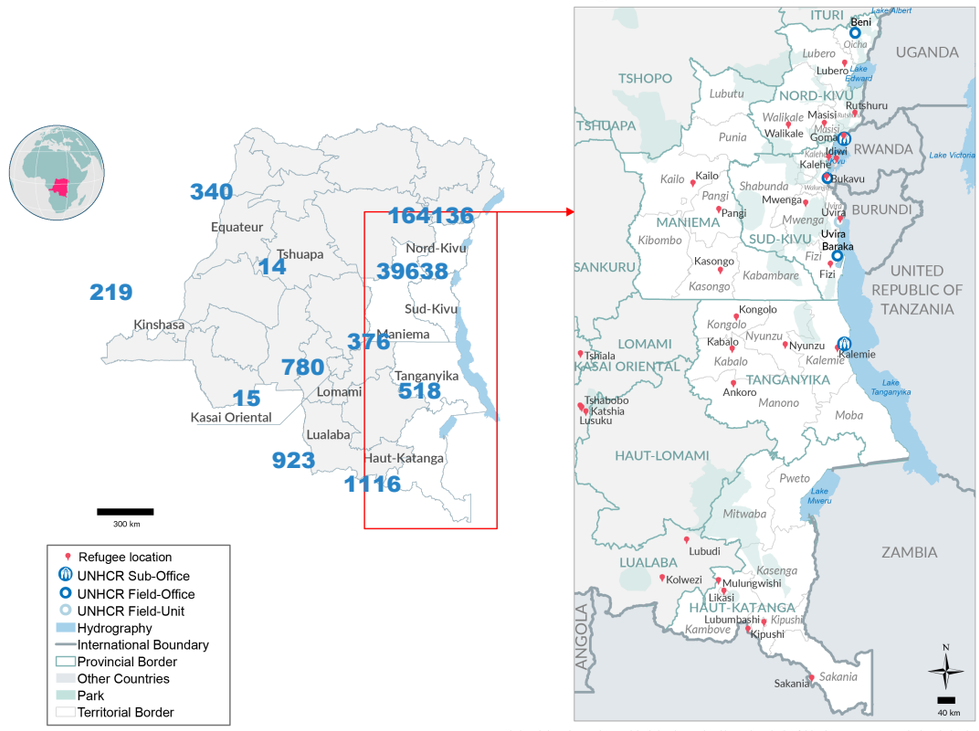

Date d'impression: 10 Jul 2023 **Sources:** UNHCR, RGC **Auteur:** UNHCR - Kinshasa **Feedback:** codkidrcim@unhcr.org **Nom du fichier:** COD_Map_RWA_30062023_A3

Rwandese Refugee Population Trend (2016 - 2023)

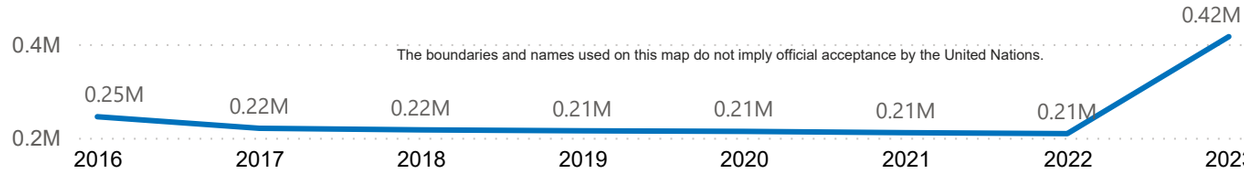

Comments about the figures of rwandese refugees

The presence of armed groups, military operations and inaccessibility in areas with a high concentration of refugees have made it difficult to finalize the Rwandan refugee registration operation. Registration continues in accessible areas.