UGANDA- POPULATION DASHBOARD

Overview of Refugees and Asylum-seekers in Uganda

as of 31-August-2023

Key Facts

Individuals 1,556,750	Refugees 1,513,856	Asy. Seeker 42,894
Households 384,721	Refugees 355,907	Asy. Seeker 28,814

Top 7 Countries of Origin

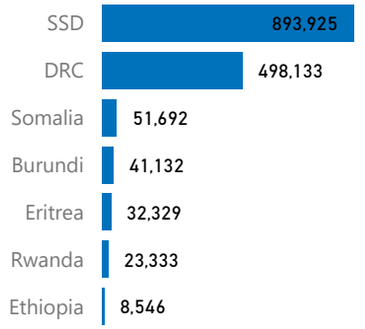

Top 7 Refugee Population

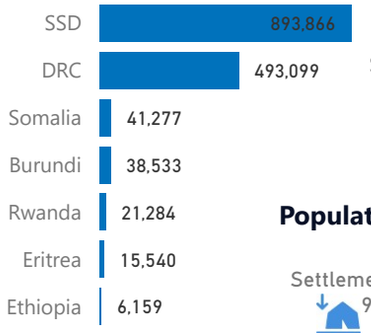

Top 4 Asylum Seeker Population

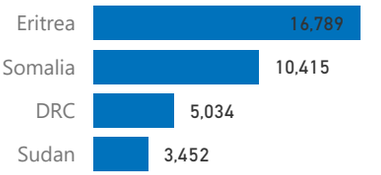

Population Distribution

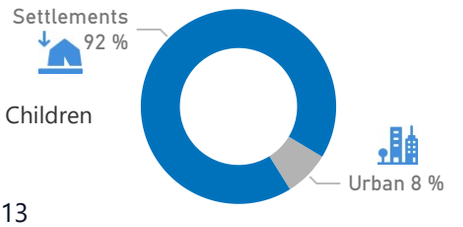

Elderly	Under 18	Under 12	Youth (15-24)	Female	Women & Children
3 %	57 %	39 %	24 %	52 %	81 %
40,678	893,073	614,776	369,688	802,314	1,257,413

Population by settlement

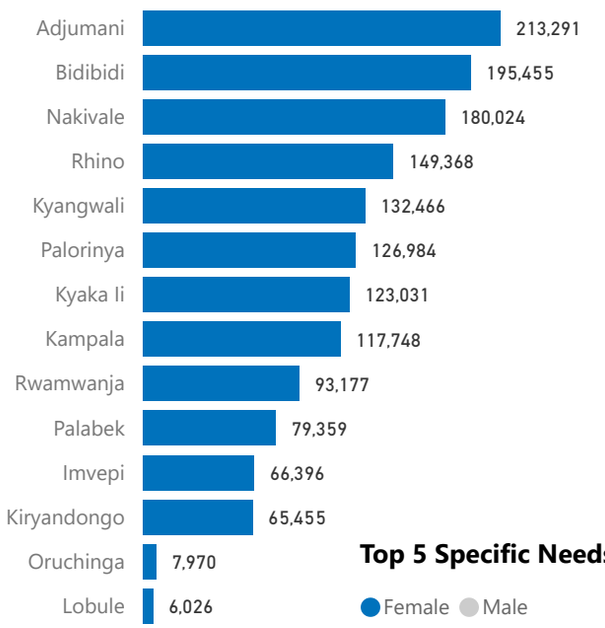

New arrival registration over the last 12 months

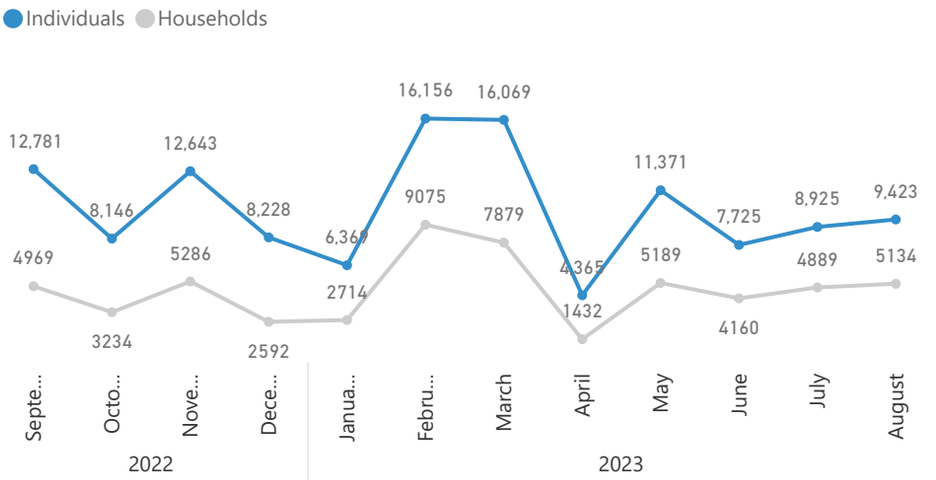



Top 5 Specific Needs*

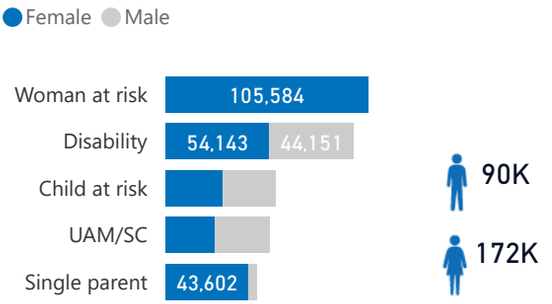

Age & Gender Breakdown

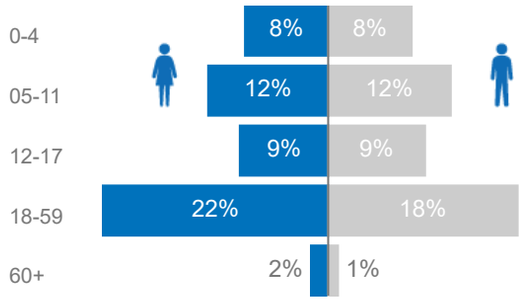

*Total number of specific needs has reduced following a specific needs verification exercise conducted in Bidibidi settlement.

Since the start of 2023, more than 103,300 individuals (including 22,900 new births) have been registered across the settlements and urban locations in Uganda. Close to 30% of the registered individuals are new arrivals from South Sudan, while 16% are from the DR Congo. New arrivals are hosted mainly in Nakivale, Palabek, Palorinya, and Rhino settlements, but a small number have chosen to stay in urban Kampala. The downward trend in the overall population compared to the previous month, is the result of inactivation of no shows following the completion of the verification and individual profiling exercise across all locations in the country.

Source: Uganda's Office of the Prime Minister (OPM) / proGres

Creation date: 04-Sep-2023

UGANDA- POPULATION DASHBOARD

Overview of Refugees and Asylum-seekers in Uganda

as of 31-August-2023

Top 6 South Sudanese Ethnicities

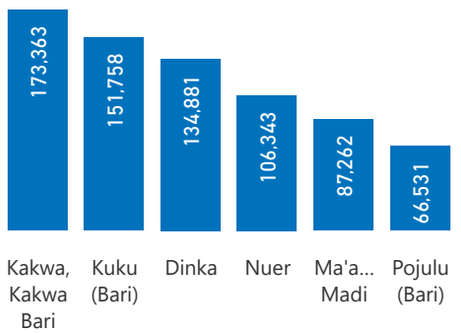

Top 6 Congolese Ethnicities

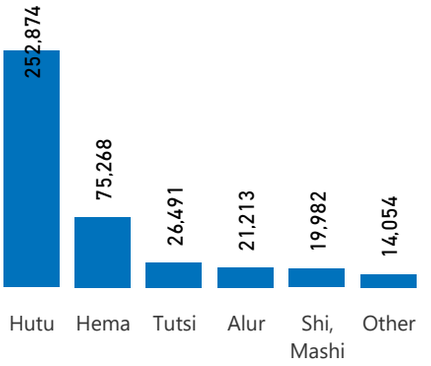

Access to Food/Cash Assistance

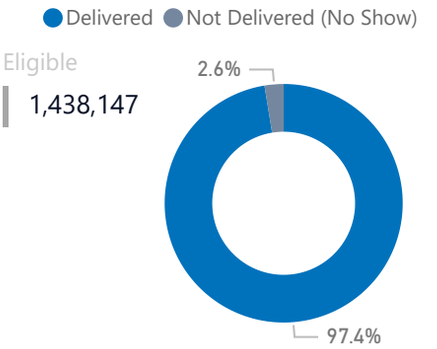

Top 5 Occupations

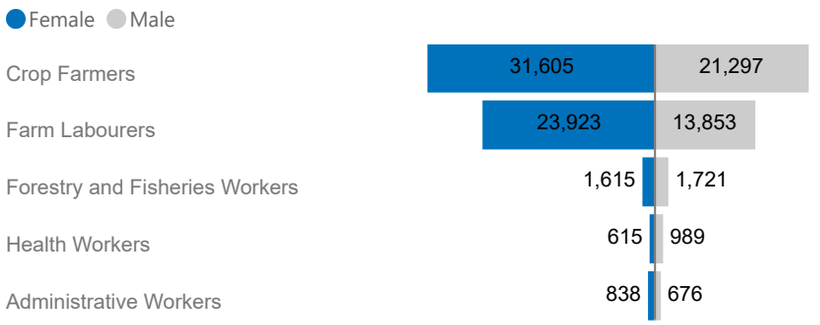

Biometric Enrolment

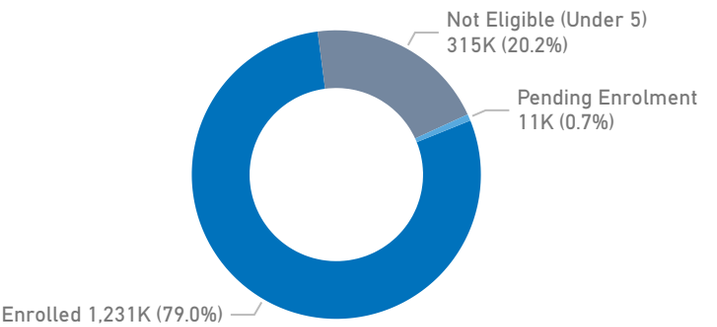

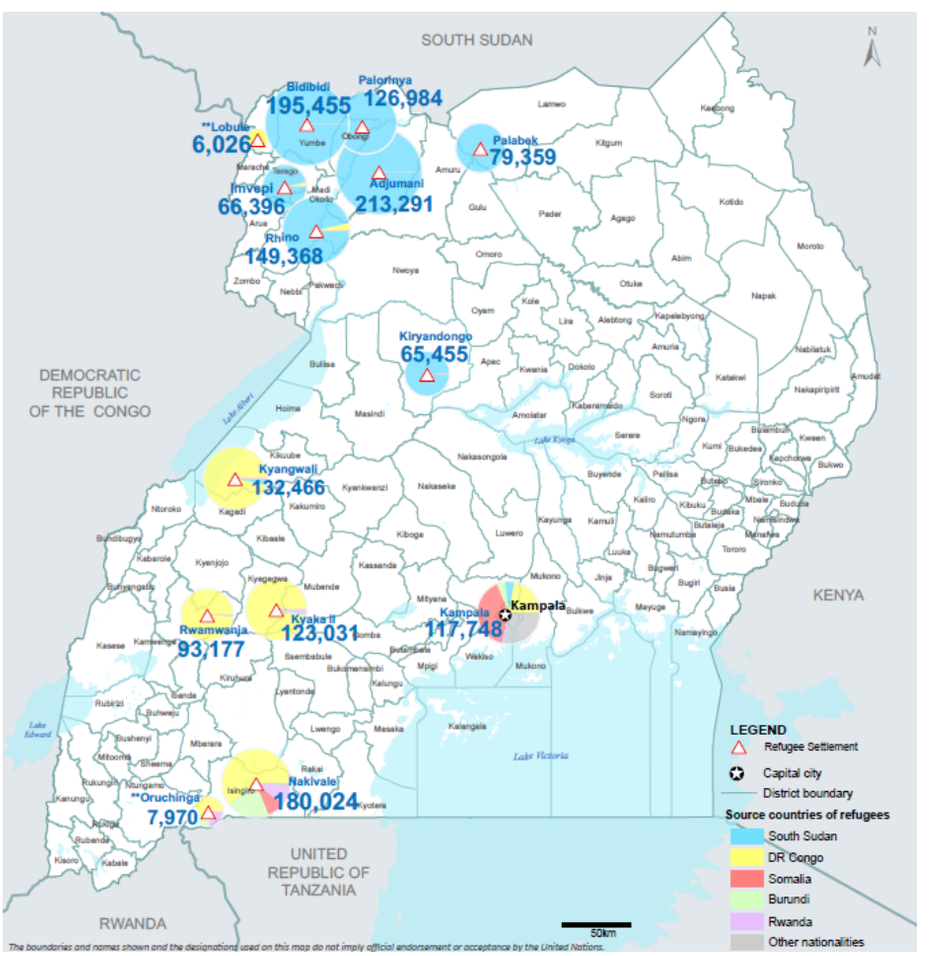

Countries of Origin

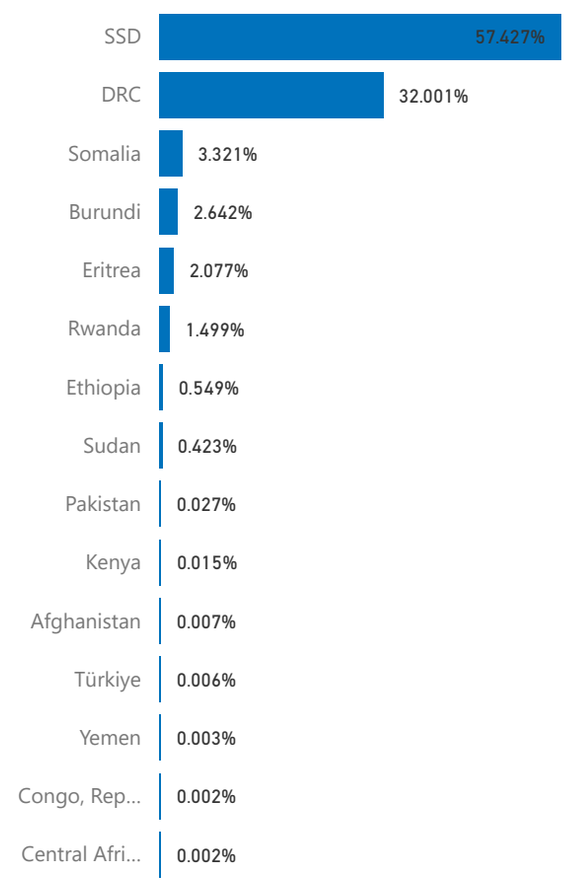

Source: Uganda's Office of the Prime Minister (OPM) / proGres

Creation date: 04-Sep-2023