Socioeconomic data, evidence and action

Economic Inclusion Exchange East Africa

September 2023

UNHCR
The UN Refugee Agency

Agenda

1. **Emerging trends in forced displacement socioeconomic data and evidence** – Jed Fix, Senior Economist, EHAGL Regional Office
2. **World Bank-UNHCR Joint Data Center & Statistical inclusion** – Domenico Tabasso, Senior Economist, JDC
3. **Regional spotlight:**
   - **Kenya** – Theresa Beltramo, Senior Economist, HQ DRS
   - **South Sudan** – Andrej Kveder, Senior Survey Specialist, GDS & Alessandro Nava, Economist, UNHCR SSD
   - **Uganda** – Charles Alemi, Economist, UNHCR Uganda

Where do we stand on the GCR's call for more data and evidence for informed action?

Reliable, comparable, and timely data is critical for **evidence-based measures** to: improve socio-economic conditions for refugees and host communities; assess and address the impact of large refugee populations on host countries in emergency and protracted situations; and identify and plan appropriate solutions.

~Section 3.3, Global Compact on Refugees, Dec 2018

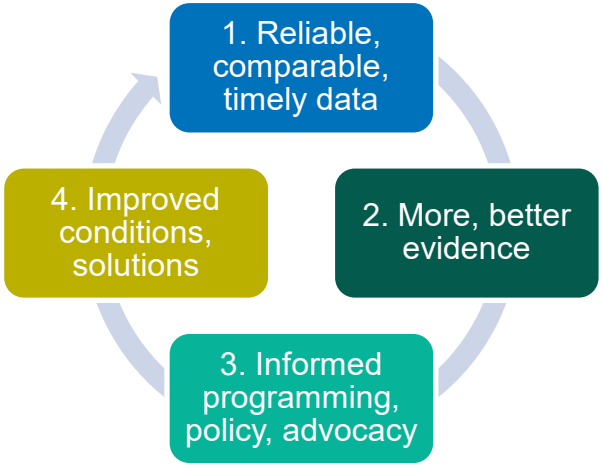

Household surveys, census and other “microdata” are especially important

- They are the primary building block of any statistics
- They are the only reliable data that can be used to study correlations and causality
- They are the only reliable data that can be used to evaluate programs
- They can provide individual and household objective and subjective measures
- They are (normally) representative of the underlying population

SO, WHAT (MICRO) DATA ARE AVAILABLE…?

6-fold increase in World Bank data catalogue since 2018 (for “refugees”)

2018 (42 studies)

2021 (274 studies)

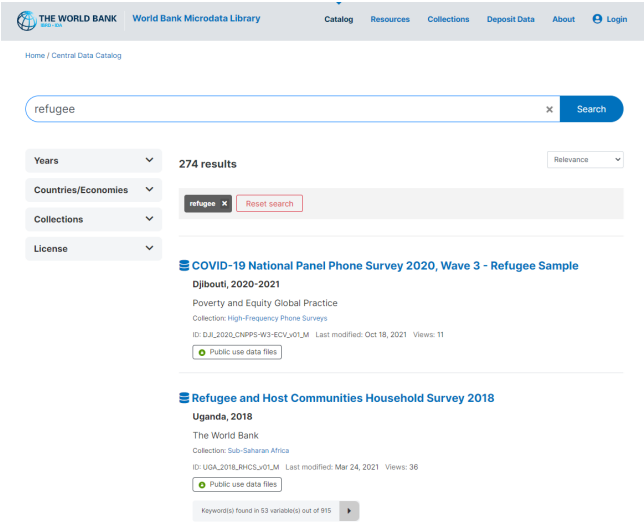

UNHCR
The UN Refugee Agency

UNHCR's own Microdata Library: licensed access to over 660 datasets – and growing

- Makes (anonymized) data available to partners, researchers and analysts
- Important investment in data curation, anonymization and dissemination. Reduces duplication.
- Seeks to further standardizes corporate approach to risk assessment, safe use and sharing of microdata

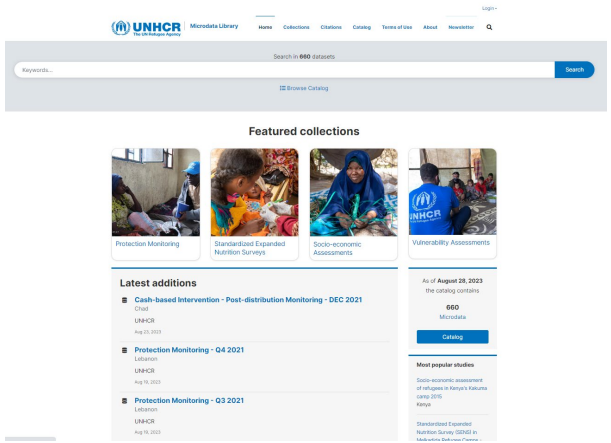

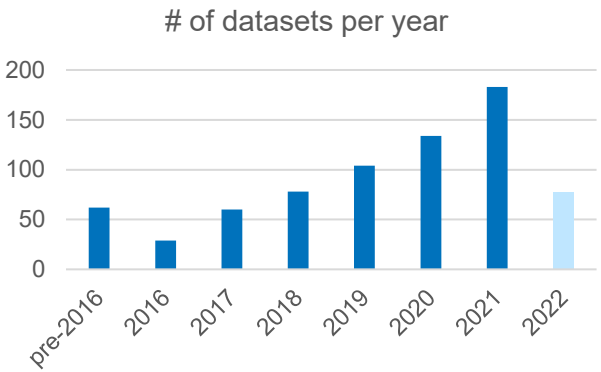

But gaps remain in coverage and representativeness…

- In 2019, 210 surveys conducted by UNHCR in 57 countries (est. cost of $22-36m)
- High concentration in some countries, with 10 countries accounting for about 50 percent of the total number of surveys
- Most focus on monitoring in camp settings

Fig 1: Number of surveys by region

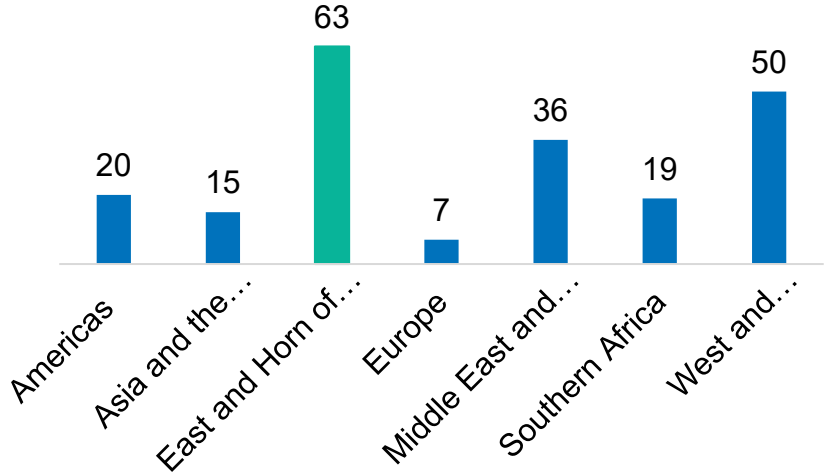

Fig 2: Population Type

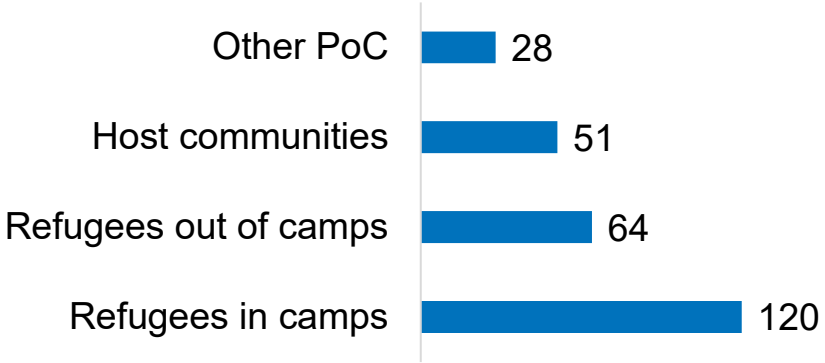

Comparable socioeconomic data in EHAGL region – ~70% of registered refugees

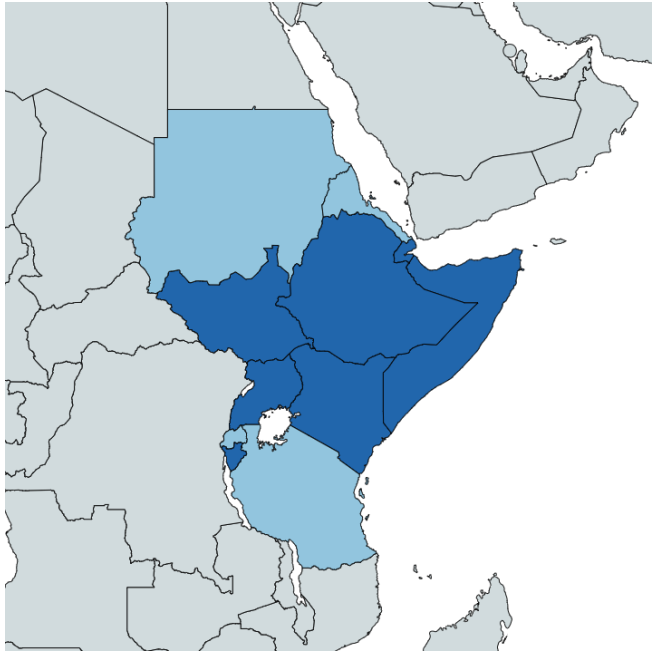

- Large-scale, representative household socioeconomic surveys
- With NSO/using international standards
- Regionally, covers 69% of refugees (3.2/4.7 million)
  - Burundi 2019 SES, Djibouti 2020 Covid HFPS, Ethiopia 2017 Skills/2022 SESRE, Kenya 2019-21 SES/2022-24 KAP, South Sudan 2023 FDS, Uganda 2018 RHS/2022 DHS/2023 NHS

UNHCR
The UN Refugee Agency

Example of comparative statistics

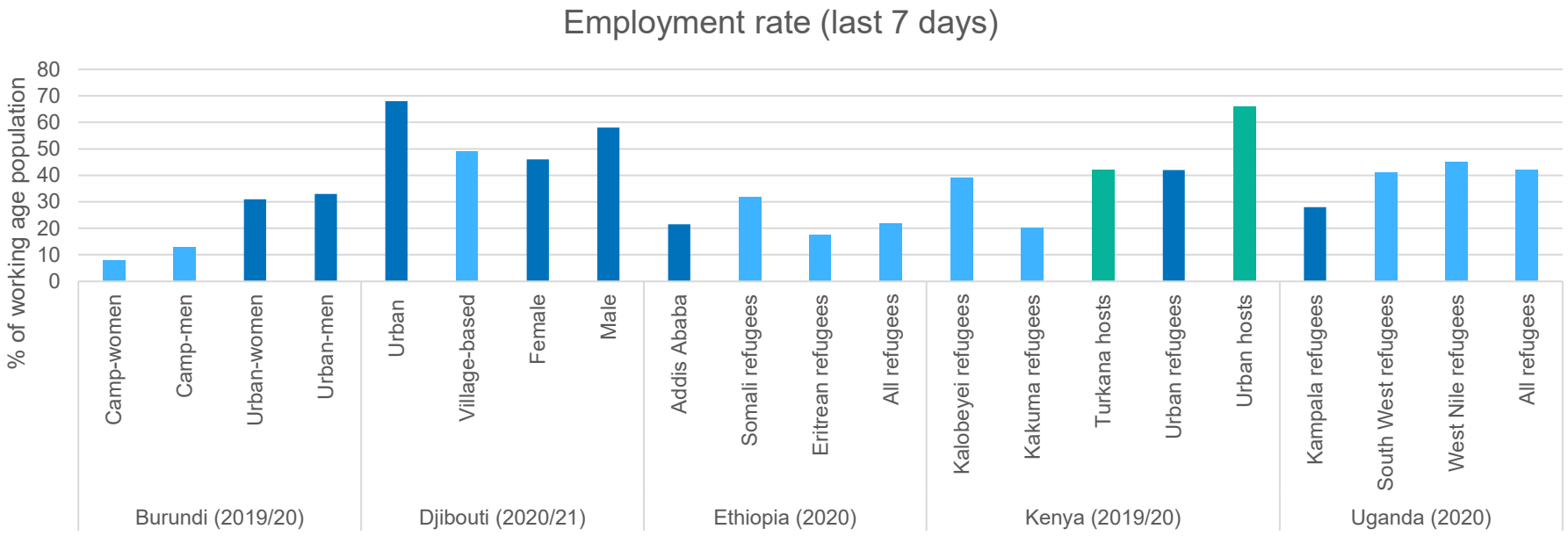

UNHCR
The UN Refugee Agency

HOW IS THIS DATA BEING TRANSLATED INTO EVIDENCE…?

Enormous increase in research on forced displacement, especially from economics...

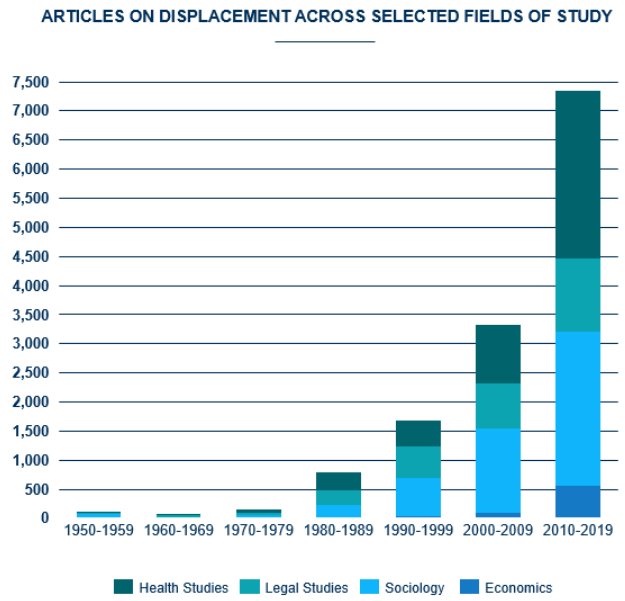

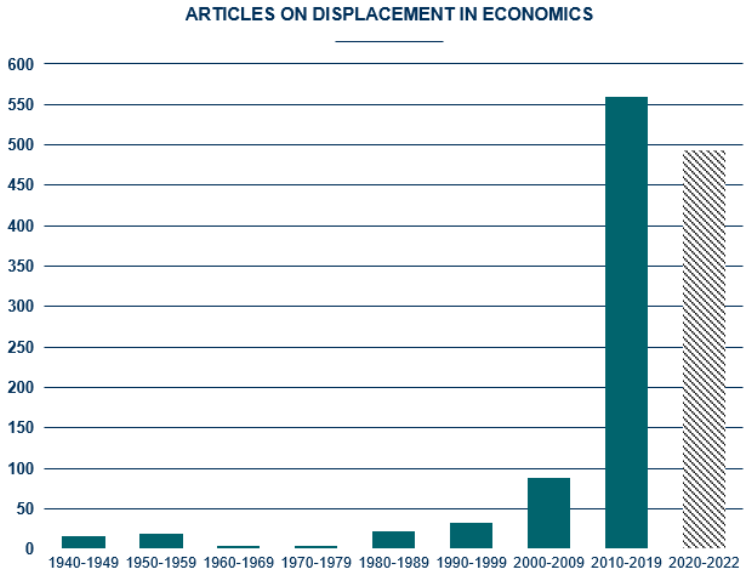

UNHCR
The UN Refugee Agency

JDC Literature Review on FD demonstrates some evolving research trends



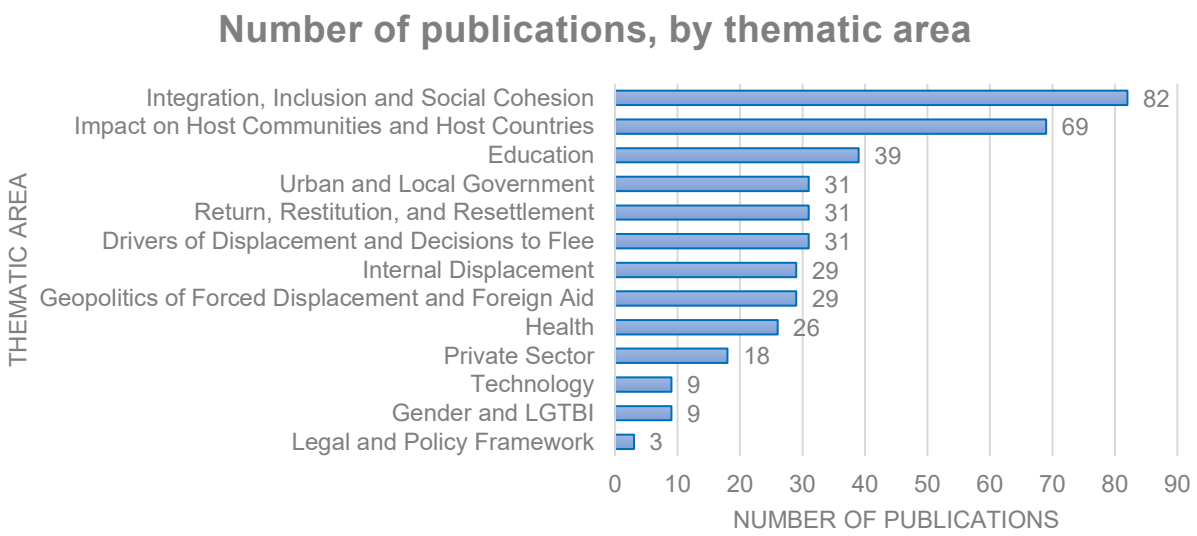

UNHCR
The UN Refugee Agency

10 countries make up 50% of geographical focus in publications

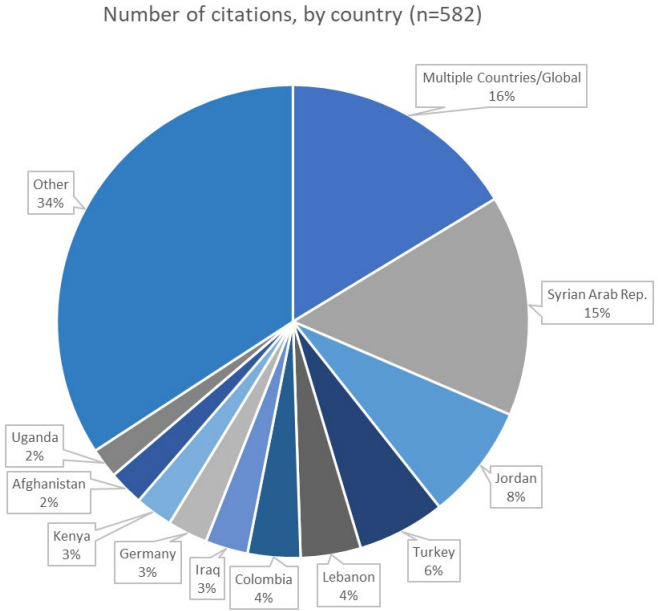

- 33% - Jordan, Lebanon, Syria or Turkey
- 16% - Afghanistan, Colombia, Germany, Kenya, Iraq or Uganda
- 16% - Multi-country or global in nature
- 33% - All others
  - Country of Asylum: Pakistan, Uganda, Peru, Sudan, Bangladesh
  - Country of Origin: Venezuela, S. Sudan, Myanmar, DRC, Somalia, Eritrea…
  - IDP: DRC, Yemen, Somalia, Ethiopia..

UNHCR
The UN Refugee Agency

Inclusion of forcibly displaced in national surveys and the SDG indicators

Domenico Tabasso, Senior Economist,
World Bank-UNHCR Joint Data Center on Forced Displacement

UNHCR
The UN Refugee Agency

Inclusion in national systems matters

- Global goals and compacts call for greater inclusion of refugees and IDPs in governments' development plans and programs
  - Agenda 2030 / SDGs: Leave no-one behind!
  - Global Compact on Refugees
  - UN Action Agenda on Internal Displacement
  - World Development Report 2023

- *Students attend a science lesson at St. Michaels secondary school in Tongogara Refugee Camp in Chipinge, Zimbabwe, © UNHCR/Zinyange Auntony*

Inclusion in national systems matters

- But inclusion in national systems requires data that governments own and trust.

- Currently, refugees and IDPs often excluded or not appropriately captured in major national surveys (MICS, DHS, LFS, living conditions surveys).

- Data collection often left to humanitarian agencies

Recent developments 1: International statistical standards

- NSOs build their data production on international statistical standards
- In 2016, UN Statistical Commission established a group dedicated to standardizing refugee, IDP and statelessness statistics
- Currently 57 governments, 36 regional and international organizations
- Three sets of recommendations developed and endorsed by UNSC
- Additional material as e-learning and Compilers' Manual
- Mandate is normative, but also focused on support to implementation and peer-to-peer learning
- Reflecting the "new normal" → governments taking ownership of FDP statistics

Recent developments 2: NSOs including refugees and IDPs in national surveys

- Dedicated samples and appropriate identification in an increasing number of countries
- Some (mostly refugee-related) examples:
  - **MICS**: Georgia 2018, Lebanon 2023
  - **National poverty and living conditions surveys**: Chad 2018, Niger 2018, Uganda 2018, Central African Republic 2021, Uganda 2023, Peru 2023
  - **DHS**: Uganda 2022
  - **National covid surveys**: Burkina Faso 2022, Chad 2022
- Ensuring that FDPs are not left behind through monitoring and reporting

Kutupalong Refugee Camp, Bangladesh
© UNHCR/Kamrul Hasan

Most frequent misperception

- Inclusion of FDP in national survey requires the addition of lengthy questionnaire modules on displacement.

→

Same questionnaire/indicators apply as for the rest of the population. Addition of a few light identification questions.

Actual technical challenges

- Sampling
  - Usually oversampling required!
  - Sampling outside of camps/settlements can be challenging.

- Identification through the questionnaire
  - EGRISS offers standardized question set (1-15 additional questions, depending on existing instrument)

- Languages
  - In some countries, not readily available among NSOs' pool of survey field staff

- *Kenya © UNHCR*

Other challenges

- Financial
  - For example, for booster samples or enumerator training in different languages
- Political
  - Securing support with refugee ministries/relevant line ministries requires additional advocacy
- Capacity limitations
  - Important to factor in this element into any meaningful engagement

- *Kenya*
© UNHCR

Pledges as catalysts of change

- **Multistakeholder Pledge: Inclusion of Forcibly Displaced and Stateless Persons in National Statistical Systems and Surveys**
- Convened by UNHCR (DRS & GDS), JDC and EGRISS
- Develop a critical mass of associated pledges, from countries and other stakeholders to enhance visibility
- Increase coherence of debates around data on forced displacement and statelessness.
- Discussions ongoing in multiple regions and with various global/regional institutions to join the pledge
- Global webinar to be organized Oct/Nov and results to be shared in Dec 15th side event @ GRF

https://globalcompactrefugees.org/multistakeholder-pledge-inclusion-forcibly-displaced-and-stateless-persons-national-statistical

MULTI-STAKEHOLDER PLEDGES - CROSS-CUTTING

Multistakeholder Pledge: Inclusion of Forcibly Displaced and Stateless Persons in National Statistical Systems and Surveys

Key outcome: to increase data and evidence on living conditions of forcibly displaced and stateless people through their systematic inclusion in national data production systems

Background

As part of the Innovation Lab: "Making Forcibly Displaced and Stateless Persons Visible: Inclusion in National Statistical Systems and Surveys", UNHCR, JDC and EGRISS Secretariat are encouraging pledges on statistical inclusion to accurately capture forcibly displaced, stateless people and host communities in censuses, administrative data sources, or nationwide household surveys. Such effort will help improve the quality and quantity of socio-economic data and evidence needed to inform the design of programs and policies to improve the protection and wellbeing of these vulnerable populations. Statistical inclusion is a mechanism to help implement and assess the progress towards the GCR and is key to keeping the central promise of the 2030 Agenda for Sustainable Development to leave no-one behind.

Leadership

- UNHCR
- World Bank-UNHCR Joint Data Center on Forced Displacement
- EGRISS Secretariat

Contact details

Beguy@unhrc.org / baal@unhrc.org / beltramo@unhcr.org / lazic@unhrc.org

UNHCR The UN Refugee Agency

Thank you!

To stay connected,
visit our website at
www.jointdatacenter.org
and subscribe to our newsletter

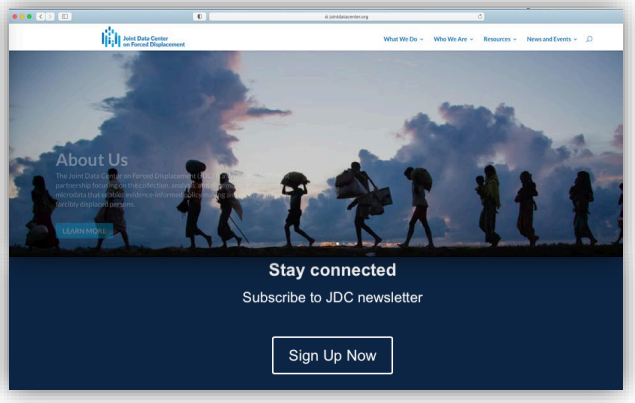

UNHCR
The UN Refugee Agency

Regional spotlight

Kenya

Kenya Analytical Program on Forced Displacement (KAP-FD)

Theresa Beltramo, Senior Economist, HQ DRS

Kenya Analytical Program on Forced Displacement (KAP-FD)

September, 2023

WORLD BANK GROUP
Poverty & Equity

UNHCR
The UN Refugee Agency

Berkeley
UNIVERSITY OF CALIFORNIA

The KAP-FD builds on previous collaboration between UNHCR-World Bank in Kenya

Kakuma as a Marketplace (IFC)



Kalobeyei SES



Urban SES

KAP-FD

2016

2018

2020

2022

2024



Kakuma "Yes" in my Backyard?



Shona SES

Kakuma SES

Comparative



COVID HFPS

SES: Socioeconomic Survey

The KAP-FD will collect and analyze longitudinal data evaluating interventions while building capacity and fostering data sharing

1 Kenya Longitudinal Socioeconomic Study of Refugees and Host Communities (K-LSRH)

- ✓ Household longitudinal (panel) survey
- ✓ Upper primary students
- ✓ Socioeconomic indicators, displacement, resilience to shocks, women empowerment
- ✓ Quantitative & qualitative

2 Impact Evaluation (Randomized Control Trial)

- ✓ Cash transfers and Psychoeducation to address displacement reated truama

3 Capacity building and data eco-system

- ✓ Needs based capacity building
- ✓ Data, evidence dashboard
- ✓ Advisory board



UNHCR The UN Refugee Agency

1 K-LSRH survey and complementary qualitative work will help understand the socioeconomic characteristics and needs of refugees and hosts over time

Sample

- ✓ 6,000 refugee households
- ✓ 3,500 host community households

Locations

- ✓ Kakuma refugee camp
- ✓ Kalobeyei settlement
- ✓ Dadaab refugee camp
- ✓ Urban areas: Nairobi, Nakuru, Mombasa

Frequency

- ✓ Bi-annual panel data (3 waves)
- ✓ Monthly cross-sectional data

Wave 1 (June 2022 – June 2023) → Wave 2 (Q4 2023– Q1 2024) → Wave 3 Q2 2024

Key themes

- ✓ Employment, livelihoods, and mental health.
- ✓ Socioeconomic indicators: Income, housing, WASH, food security, resilience to climate and other shocks, displacement, social cohesion and capital, women empowerment.
- ✓ Education: Attainment and transition from primary to secondary school

Administration

- Two face-to-face interviews
- Two phone surveys
- Focus group discussions
- In-depth interviews

2 Improve socio-economic inclusion of refugees and their hosts through cash transfers and financial literacy as well psycho-education to address trauma

- ✓ Provisional results from Wave 1 of the Panel Survey
  - ✓ 1 in 5 refugees in Kakuma and Kalobeyei and 1 in 15 host communities in Turkana Country score as a high probability of being depressed
  - ✓ 1 in 3 refugees and 1 in 5 host community members suffer from mild or moderate anxiety
- ✓ Disproportionate mental health among refugees likely to be linked to challenges around seeking sustainable and dignified livelihoods
- ✓ Cash based interventions for livelihoods proven to improve medium term household welfare, financial security and mental health
- ✓ Research shows the importance of pairing financial literacy training with cash interventions to improve use and savings

Sample

Female headed households in Turkana County with at least one member likely to be depressed or anxious

- ✓ 820 refugees and 100 host community households
- ✓ Beneficiaries will be sourced from UNHCR Kakuma Community Based protection and Wave 1 of the panel survey

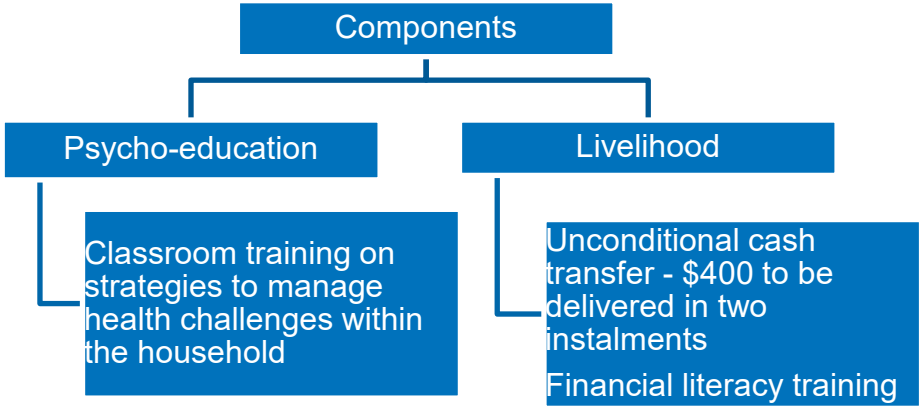

3 Building capacity while fostering collaborations can contribute to a sustainable production and usage of displacement data

Data & evidence dashboard



Data and evidence ecosystem

- ✓ One-stop shop for displacement data and analyses
- ✓ Micro-data, geo-spatial, weather and administrative data
- ✓ Papers, reports, guidelines for survey design

Advisory and quarterly newsletters

Capacity building

Needs-based capacity building at the national system of statistics and among stakeholders

- ✓ Detection of needs
- ✓ Needs-based designed activities

How does evidence influence policy? Forthcoming research by JDC/Kenya

Phase of policy development process	Contribution pathways for data and evidence
Problem definition • During this phase, data and evidence can be used to establish a common understanding of an issue, illuminate inequalities between groups, illustrate costs and benefits of policy action (or inaction) and establish priorities.	Influence through the media
	Influence through the private sector
	Influence through advocacy
	Influence by shifting incentives
Policy formulation and adoption • This includes the use of SES data by UNHCR and INGO's in planning, designing and changing policies, and in policy dialogue aimed at overcoming administrative and political obstacles in Kenyan refugee policymaking.	Planning, designing and choosing policy responses
	Adoption of more inclusive policies • Livelihoods and economic inclusion policies • Education policy and refugee inclusion • Stateless policy and granting the Shona community citizenship
Policy implementation and activities • The study focused on the implementation of policies related Kalobeyei Integrated Settlement	Influence through monitoring
	Beneficiary targeting

Joint Data Center on Forced Displacement

Joint Data Center on Forced Displacement

The World Bank-UNHCR Joint Data Center on Forced Displacement invites you to a working seminar.

How Does Evidence Influence Policy? Kicking off a Process Tracing Approach

South Sudan

UNHCR Forced Displacement Survey / Community Based Surveys

Andrej Kveder, Senior Survey Specialist, GDS & Alessandro Nava, Economist, UNHCR SSD

UNHCR
The UN Refugee Agency

UNHCR Forced Displacement Survey (FDS)

South Sudan

UNHCR
The UN Refugee Agency

Forced Displacement Survey

New UNCHR survey series

- Time
- Contexts
- Surveys

- Refugees
- Asylum seekers
- Host communities

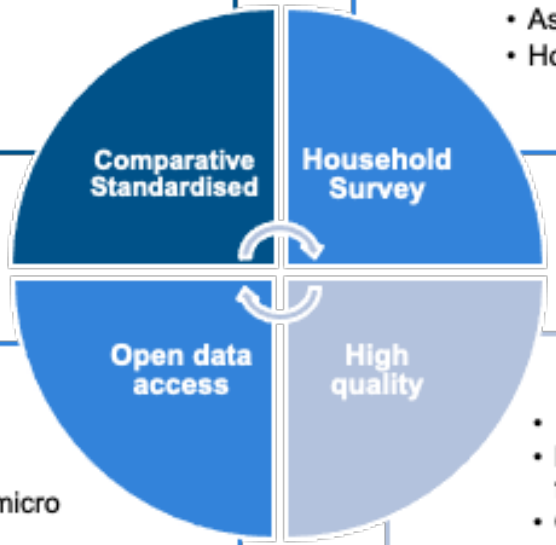

- Reports
- Indicators
- Anonymised micro data

- Improved sampling
- Professional survey firm
- Quality control

UNHCR
The UN Refugee Agency

Global scope

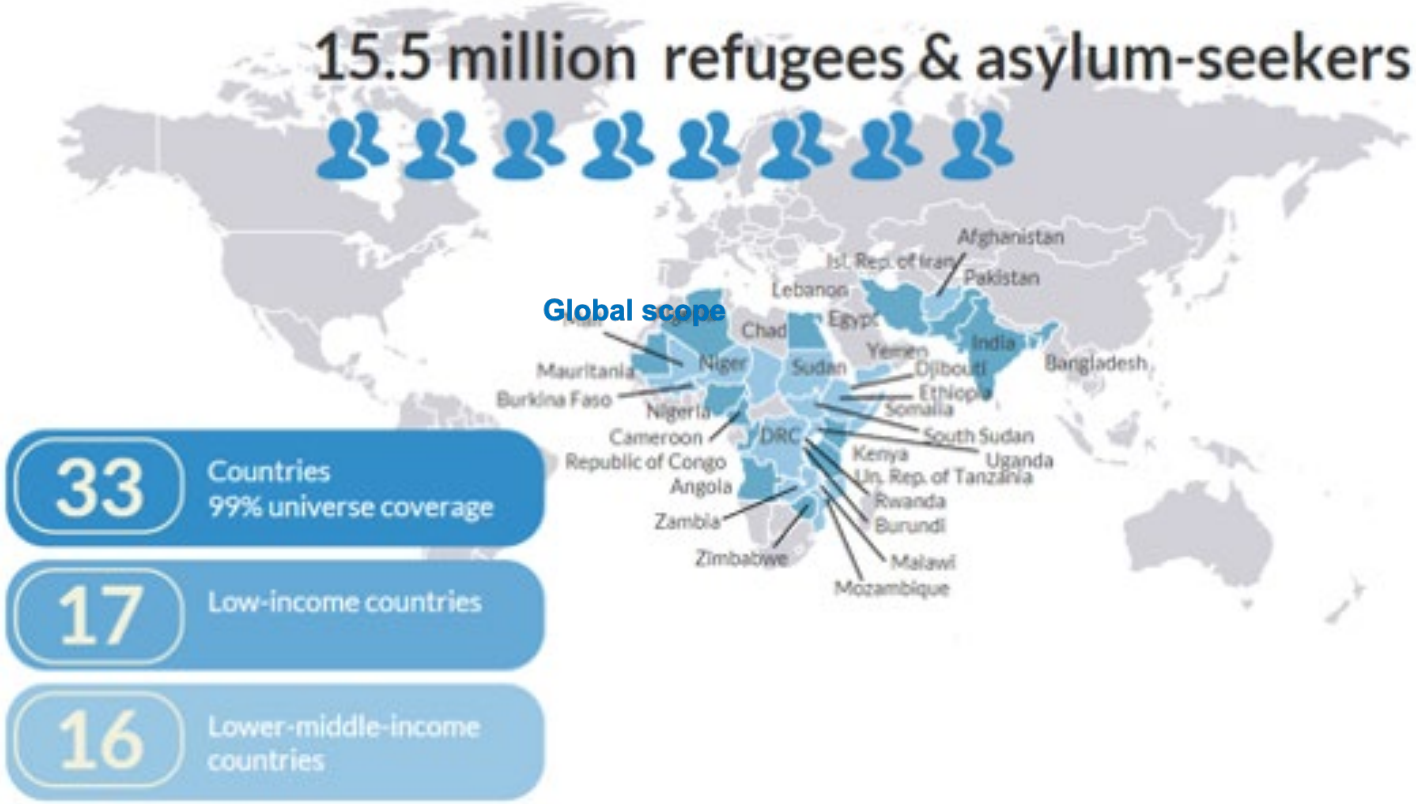

UNHCR
The UN Refugee Agency

Content

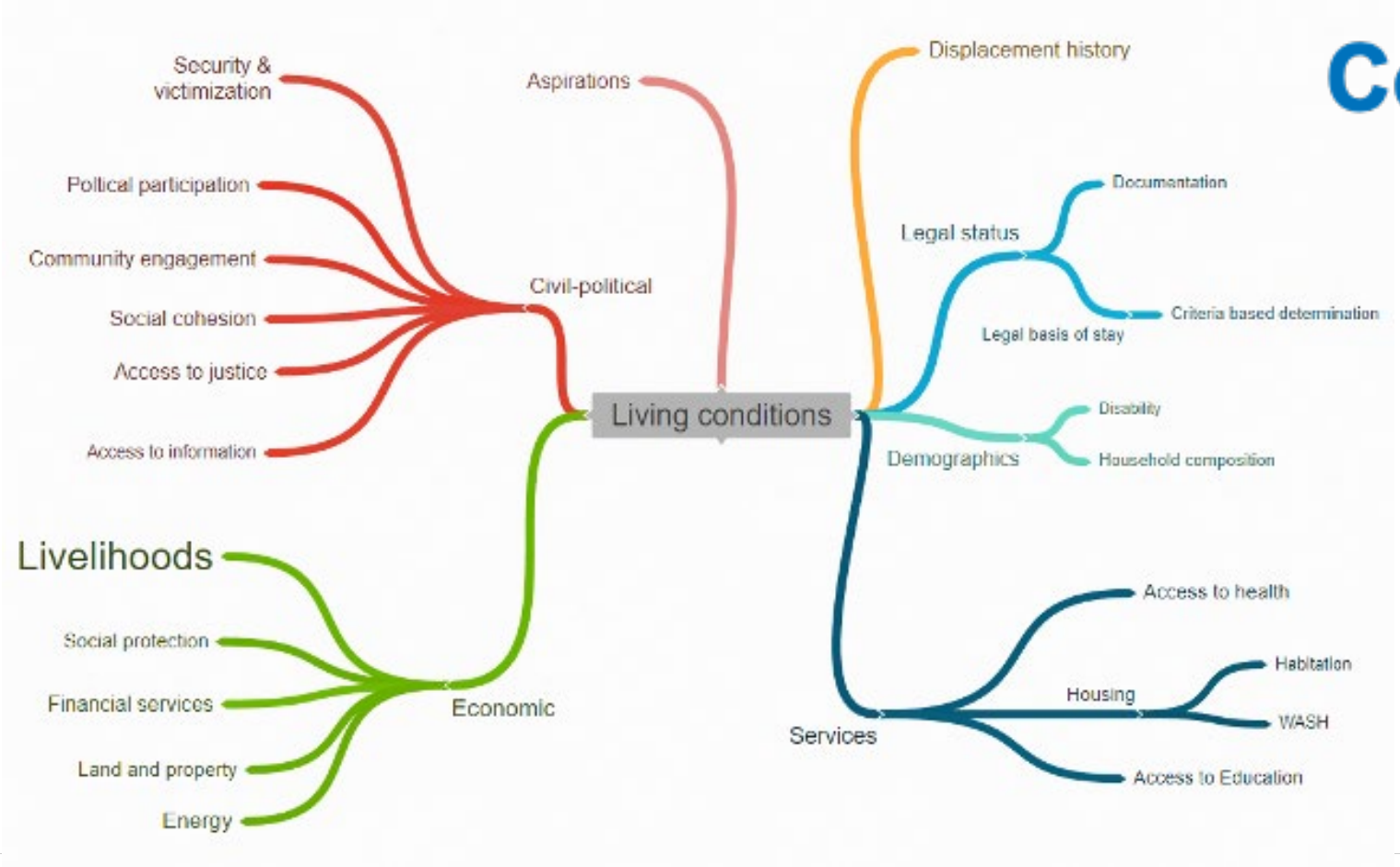

UNHCR
The UN Refugee Agency

Livelihood approach

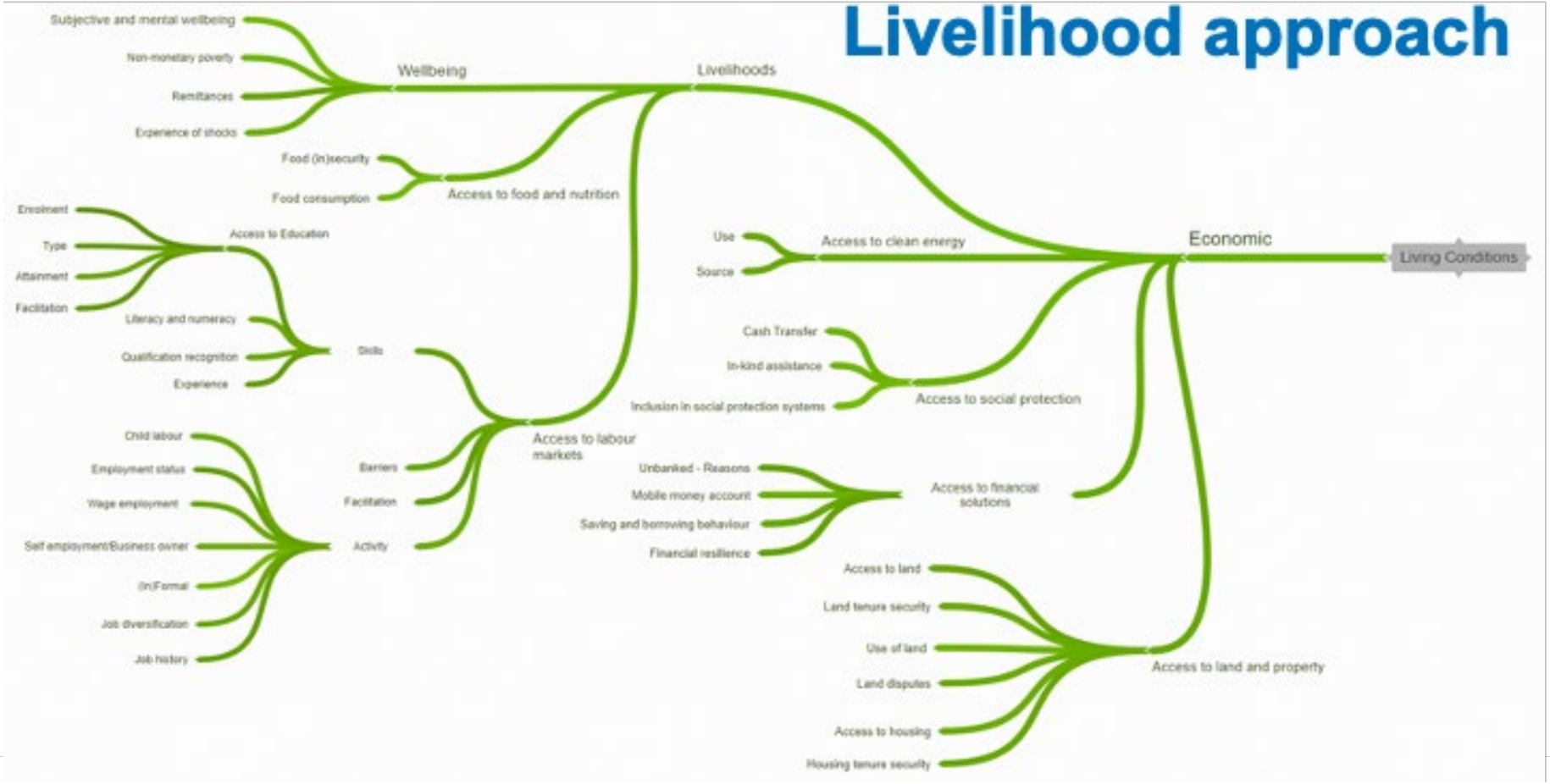

UNHCR
The UN Refugee Agency

Livelihood related topics

Education & Skills

- Identification of skills.
- Education and work experience.
- Formal education system (enrolment, attainment, type..)
- Vocational training.
- Qualifications recognition

Employment

- Participation in the labour market.
- Formal or informal.
- Diversification of jobs
- Underutilization.
- Job history

Job Search

- Assessment of the 'de facto' right to work (work permit).
- Impediments to job search: lack of skills, lack of recognition of skills or inability to signal existing skills.
- Participation in programmes and the use of services (job centers) that facilitate job search.

Child Labor

- Assessment of children involvement in paid or unpaid work as well as time spent on household chores.
- Working conditions.
- Proxy information about the child's wellbeing and his prospects in life.

Financial Solutions

- Key Findex measures of access to financial services.
- Access to accounts in financial institutions and mobile money accounts.
- Saving and borrowing behaviours.
- Financial resilience.

Experience of Shocks

- Experience of shocks – events that significantly disturb life – in the past 12 months.
- Nature of the shock – idiosyncratic vs covariate.
- Timing of the shock.
- Resilience and self-reliance are assessed by identifying coping strategies used by the household.

Remittances

- Monetary and in-kind transfers (received and sent)
- Transaction costs

Objective Wellbeing

- Self-assessment of the household's current income, relative poverty, changes in income and purchasing power in the past 12 months.
- Household's sources of income.

Social Protection

- Contributory and non-contributory aspects of social protection.
- Social assistance programmes.
- Social insurance provided by the State (inclusion in National systems).

UNHCR
The UN Refugee Agency

Interview setup and respondents

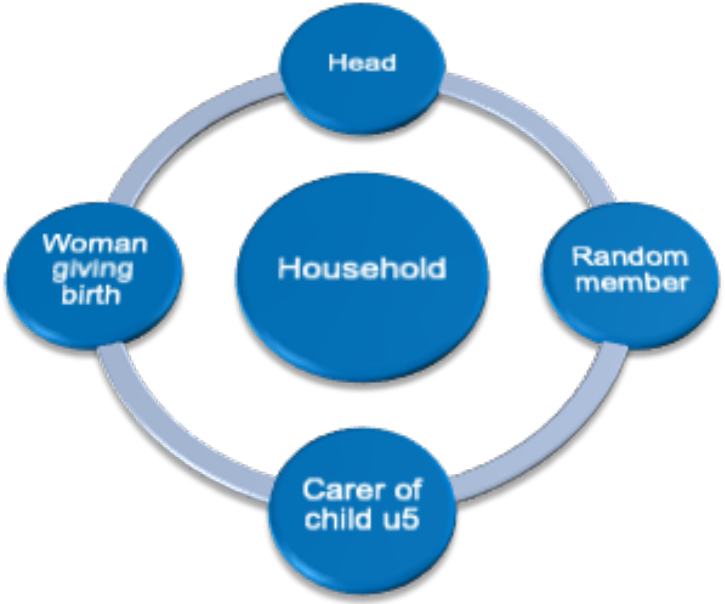

FDS in South Sudan

Sampling approaches in South Sudan

- area based sampling
  - Google Building Footprints
- List (names) based sampling
  - proGres
- Household listing based sampling
  - With GBF based PSUs

UNHCR
The UN Refugee Agency

Building footprint – methods

- Geo-fenced
  - Random systematic selection
  - Implicit stratification by location
    - Use GPS coordinates to estimate a grid
      - E.g. 100m x 100m
    - Stratify by grid and randomize within each grid
- In proximity to camp
  - Estimate simple distance measure to closest boundary
  - Transform the distance with emphasis to proximity
    - To reach a certain threshold
      - E.g. 50% within 10 km of boundary
  - Create a sampling queue based on proximity
  - Select with probability proportional to proximity

Building footprint sample example

UNHCR
The UN Refugee Agency

proGres

- Named lists
- Single stage (unclustered)
  - Systematic random selection
  - Use of implicit stratification
  - Efficient for contained locations
- Challenges
  - Coverage and timeliness of proGress
  - Locating respondents
    - Only name
    - Imprecise location information
    - Use of key informants and community leaders
      - Data protection
  - Large locations
    - Dispersed fieldwork model
  - Case vs. Household

Sample structure

	Asylum seekers			
Hosts in Rweng Admin Area	Rweng Admin Area		In camp	
Hosts in Upper Nile	Upper Nile		In camp	
	Jonglei, WE & CE	Urban out of camp	Rural in camp	Returnees
		Urban	Rural	

Sample allocations

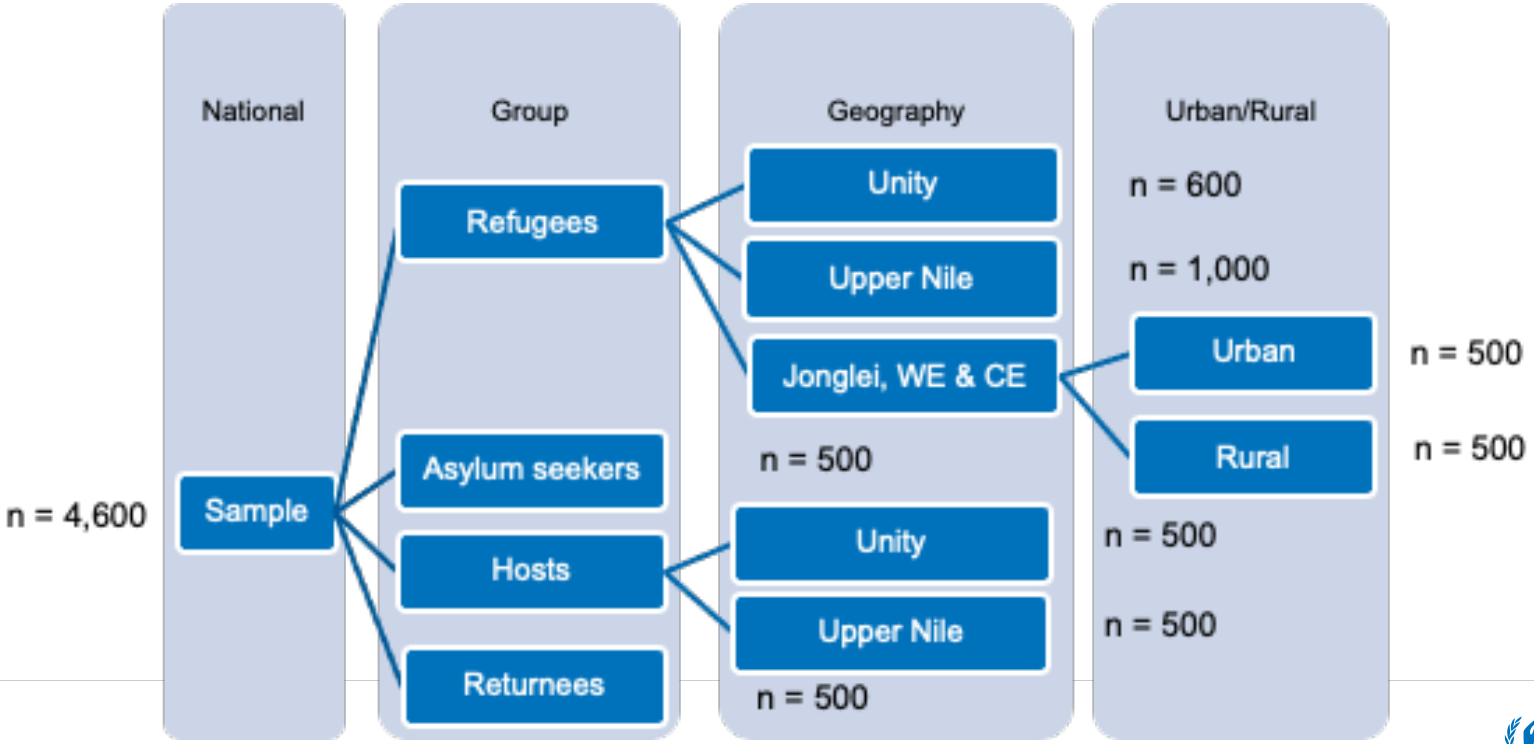

UNHCR
The UN Refugee Agency

Challenges and lessons learnt so far

- Challenges
  - Complex instrument and survey design
    - Slow start
    - Fatigue
  - Highly mobile populations
    - Hard to find and identify
  - Environmental
- Lessons
  - Extensive training of interviewers
    - 3 weeks +
  - Detailed planning
    - Central
    - Team level
  - Shorter fieldwork window

First analytical results forthcoming!

Thank you!

Questions?

Comments?

INTPA Regional Allocation

- Ensure UNHCR and partners have a holistic understanding of returns
- To provide a deep analysis in all the aspect of returns
- To link with area-based planning in return locations

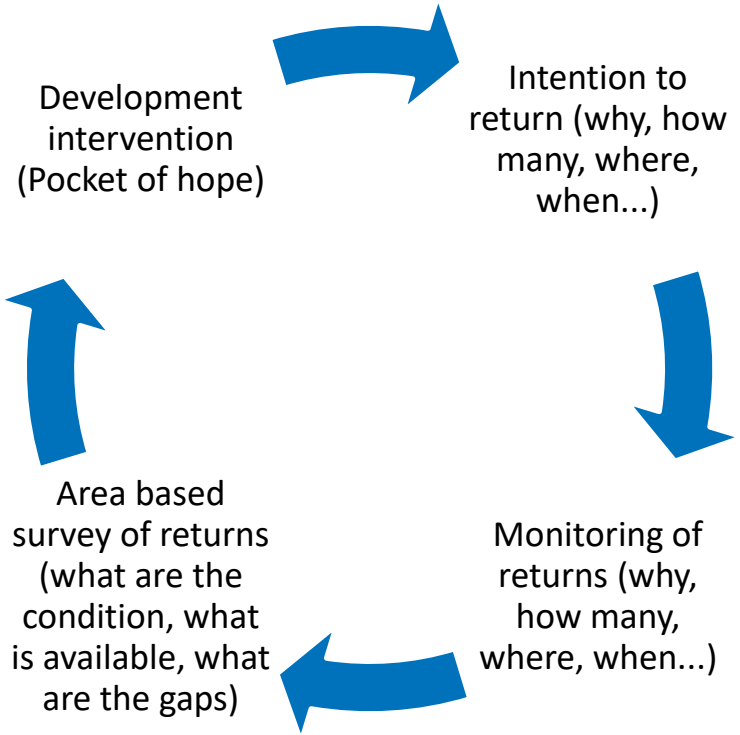

UNHCR
The UN Refugee Agency

INTPA Regional Allocation

Intention Survey

- Generate comparable data to inform planning and durable solutions
- Target: Sudanese and South Sudanese refugee populations in Ethiopia and Kenya

Border Monitoring

- Harmonized and enhanced quality of data collected on returnees in South Sudan, both at the border and in communities
- Provide UNHCR, Government and Partners with comprehensive information on numbers and profiles of returnees to support evidence-driven planning and protection monitoring

Community Based Assessments

- **Diagnostic Tool**: Anticipate the need for access to different services in areas of return, to support returnees as well as the national service systems that will have to accommodate the additional demand.
- **Planning tool:** Identify in returnee hosting areas the points of service delivery, measure gaps and red-flag potential effects of excessive flows.

UNHCR
The UN Refugee Agency

Targeting/prioritisation of WFP/UNHCR assistance

Target	Ensure	Explore	Guide/support
...humanitarian assistance **according to vulnerability** rather than status as refugees	...limited humanitarian resources are utilized **in the most effective manner** for the most vulnerable people	...**alternative activities and support modalities** to basic humanitarian assistance including seasonal livelihoods support	.... **evidence-based advocacy** for refugee livelihoods and economic inclusion

Targeting & Prioritization

- Prioritization is based on **needs** and **resources**
- Targeting approach is **joint** and **aligned** with all assistance provided to refugees including:
  - **Food assistance**
  - **NFI/CRI assistance**
  - **Livelihood interventions**
- **Communities** have been informed and participate in all stages of the process

The targeting approach includes different methods/layers:

- **Geographical** – assistance is provided at camp level depending on the specific circumstances
- **Seasonal** – seasonal assistance or top-up
- **Individual/Households:** Protection top up are applied for specific vulnerable groups
- **Expansion/Scale up** livelihood and self-reliance activities in the community

UNHCR
The UN Refugee Agency

Uganda

UBOS // 2018 RHS, 2022 DHS, 2023 NHS

Charles Alemi, Economist, UNHCR Uganda

UBOS Survey Inclusion // 2018 URHCHS, 2020 HFPS, 2022 DHS, 2023 NHS





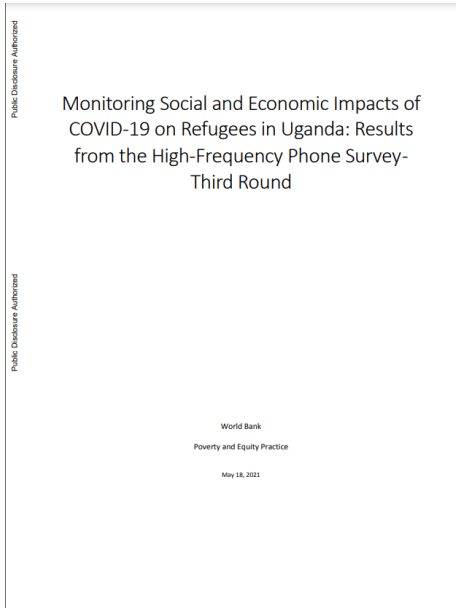



UNHCR
The UN Refugee Agency

2018 Refugee and Host Communities Household Survey

An extension of the 2016/17 UNHS with **Two questionnaires** adapted from the UNHS

- Household questionnaire – covering hh members health, education levels, income sources, labour participation, housing conditions, hh consumption expenditure, remittances, food insecurity, coping strategies etc
- Community questionnaire – on services availability (water, educ, health etc) and hh access to the services

Sample

- 2,209 HH from the 13 refugee hosting districts
- Representative at regional level (3 strata i.e. WN, SW and Kampala)

Analytical Products

- Informing the Refugee Policy Response in Uganda (World Bank)
- Employment Knowledge note and related policy brief
- Child Poverty Among Refugees (UNHCR, Rice University) & University of Geneva)

UNHCR
The UN Refugee Agency

2022 Demographic and Health Survey

- 7th edition of the UDHS, conducted by UBOS every 3 years
- First time refugees included

Questionnaire coverage

- HH member details (age, sex, education attainment etc.)
- Housing access to basic services (drinking water source, electricity, materials for construction, sanitation facilities, etc.)
- Reproduction health, Family planning, Child, adult and maternal mortality, Maternal and child health, and nutrition, Marriage and sexual activity, Fertility preferences, HIV/AIDS and other STIs, Other adult health issues, Domestic Violence etc

Sample

- 4,200 hh across 13 districts,
- Data representative at 3 regional levels

Analysis

- Preliminary results for national component launched
- Refugee data being cleaned and analyzed

2023 National Household Survey

- Every 3 years, but second time refugees involved
- First time data collection for both refugees and households done within same timeframe

Coverage

- Socio-economic module – educ, health, consumption/health patterns, hh income etc
- Labour force participation for hh members five years and above
- Community module on service availability and access

Sampling and size

- 2-stage stratified sampling design
- 393,789 households across all settlements and Kampala
- Representative at 3 regional levels

Administration

- Face-to-face using CAPI

Analysis

- Data collection to be completed by Feb 2024
- Together with the 2018 RHCS, can be analyzed to identify longitudinal trends

Engaging with UBOS

- Opportunity for fair comparison and evaluation of development outcomes on refugee and host population
- Limited UBOS experience, knowledge and understanding of:
  - Refugee settlement structures and systems,
  - Procedures for engaging with refugees,
  - Basic protection principles
  - language challenges, etc
- Good progress being made on data collection, but gaps still exist in undertaking in-depth data analysis and using the data to inform policy-making and programming
- Tendance to include refugees as separate components with parallel funding, field teams, timing etc
- Indirect UNHCR-UBOS engagement

Learning from recent research

- A growing body of research shows that inclusive refugee-hosting in Uganda **improves basic service delivery** and **prevents public backlash**
- The presence of refugees **benefits many Ugandan households**, especially those who have **shifted from subsistence agriculture** into commercial farming and wage employment
- At the same time, **refugees face challenges securing employment**, are more likely to accept **jobs below their skills levels** and are **paid less** than host community peers for similar jobs
- Refugee children are **three times more likely** than adults to be poor – with more than **half of those living in non-poor households** – putting them at greater risk of being left behind

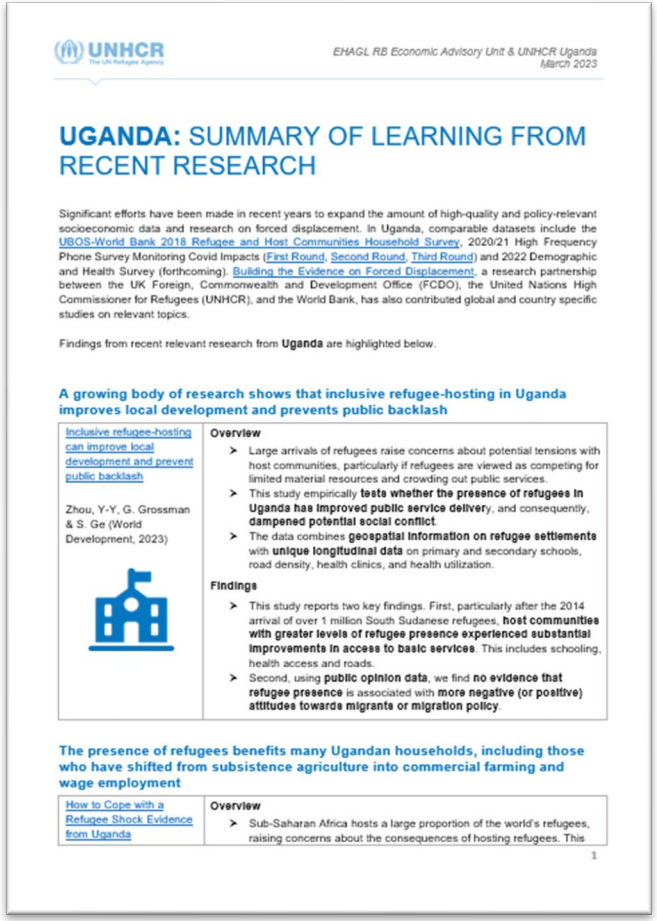

UNHCR
The UN Refugee Agency

EHAGL RB Economic Advisory Unit & UNHCR Uganda
March 2023

UGANDA: SUMMARY OF LEARNING FROM RECENT RESEARCH

Significant efforts have been made in recent years to expand the amount of high-quality and policy-relevant socioeconomic data and research on forced displacement. In Uganda, comparable datasets include the UBOS-World Bank 2018 Refugee and Host Communities Household Survey, 2020/21 High Frequency Phone Survey Monitoring Covid Impacts (First Round, Second Round, Third Round) and 2022 Demographic and Health Survey (forthcoming). Building the Evidence on Forced Displacement, a research partnership between the UK Foreign, Commonwealth and Development Office (FCDO), the United Nations High Commissioner for Refugees (UNHCR), and the World Bank, has also contributed global and country specific studies on relevant topics.

Findings from recent relevant research from **Uganda** are highlighted below.

A growing body of research shows that inclusive refugee-hosting in Uganda improves local development and prevents public backlash

Inclusive refugee-hosting can improve local development and prevent public backlash Zhou, Y-Y, G. Grossman & S. Ge (World Development, 2023)	**Overview** ➢ Large arrivals of refugees raise concerns about potential tensions with host communities, particularly if refugees are viewed as competing for limited material resources and crowding out public services. ➢ This study empirically **tests whether the presence of refugees in Uganda has improved public service delivery**, and consequently, **dampened potential social conflict**. ➢ The data combines **geospatial information on refugee settlements** with **unique longitudinal data** on primary and secondary schools, road density, health clinics, and health utilization. **Findings** ➢ This study reports two key findings. First, particularly after the 2014 arrival of over 1 million South Sudanese refugees, **host communities with greater levels of refugee presence experienced substantial improvements in access to basic services**. This includes schooling, health access and roads. ➢ Second, using **public opinion data**, we find **no evidence that refugee presence** is associated with **more negative (or positive) attitudes towards migrants or migration policy**.

The presence of refugees benefits many Ugandan households, including those who have shifted from subsistence agriculture into commercial farming and wage employment

How to Cope with a Refugee Shock Evidence from Uganda	**Overview** ➢ Sub-Saharan Africa hosts a large proportion of the world's refugees, raising concerns about the consequences of hosting refugees. This

1