Rwanda

LIVELIHOODS PROGRAMMING 2022

This dashboard summarizes progress made in Year 2022 by partners (operational and implementing) involved in Livelihoods programming through MINEMA-UNHCR Joint Strategy on Livelihoods and Economic Inclusion of Refugees and Host communities in Rwanda (2021-2024). The strategy aims to achieve the following objectives (SO): SO 1: Enable refugees and host communities to acquire and preserve livelihoods assets to construct their living, become self-reliant and build resilience to shocks; SO 2: Promote socio-economic inclusion of refugees and host communities and their enhanced access to economic opportunities on a sustainable basis; SO 3: Expand proven and innovative ways of supporting self-reliance of refugees and host communities in Rwanda, especially through the graduation approach and market-based interventions; SO 4: Promote results and evidence-based programming by improving planning – implementation – monitoring – learning and practice on successful livelihoods approaches.

Population Group

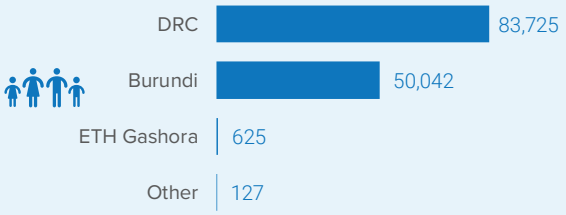

Beneficiary

45% (5,548) Refugees | 55% (6,647) Host Community

12,195 Refugees and Host Community

Available used funding

(As of December 2022)

Around $10 M

59,625 Refugees of working age (18-59 years old)

5,548 Refugees beneficiaries

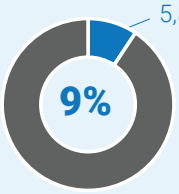

Partners

10 PARTNERS

02 Implementing Partners

CARITAS, World Vision

10 Operational Partners

INKOMOKO, GIZ, INDEGO, WORLD VISION, CARITAS, CARE, RED CROSS, MAISON SHALOM, RED CROSS, VATEL

01 Direct Implementation

UNHCR, MINEMA

Partners Presence by Districts

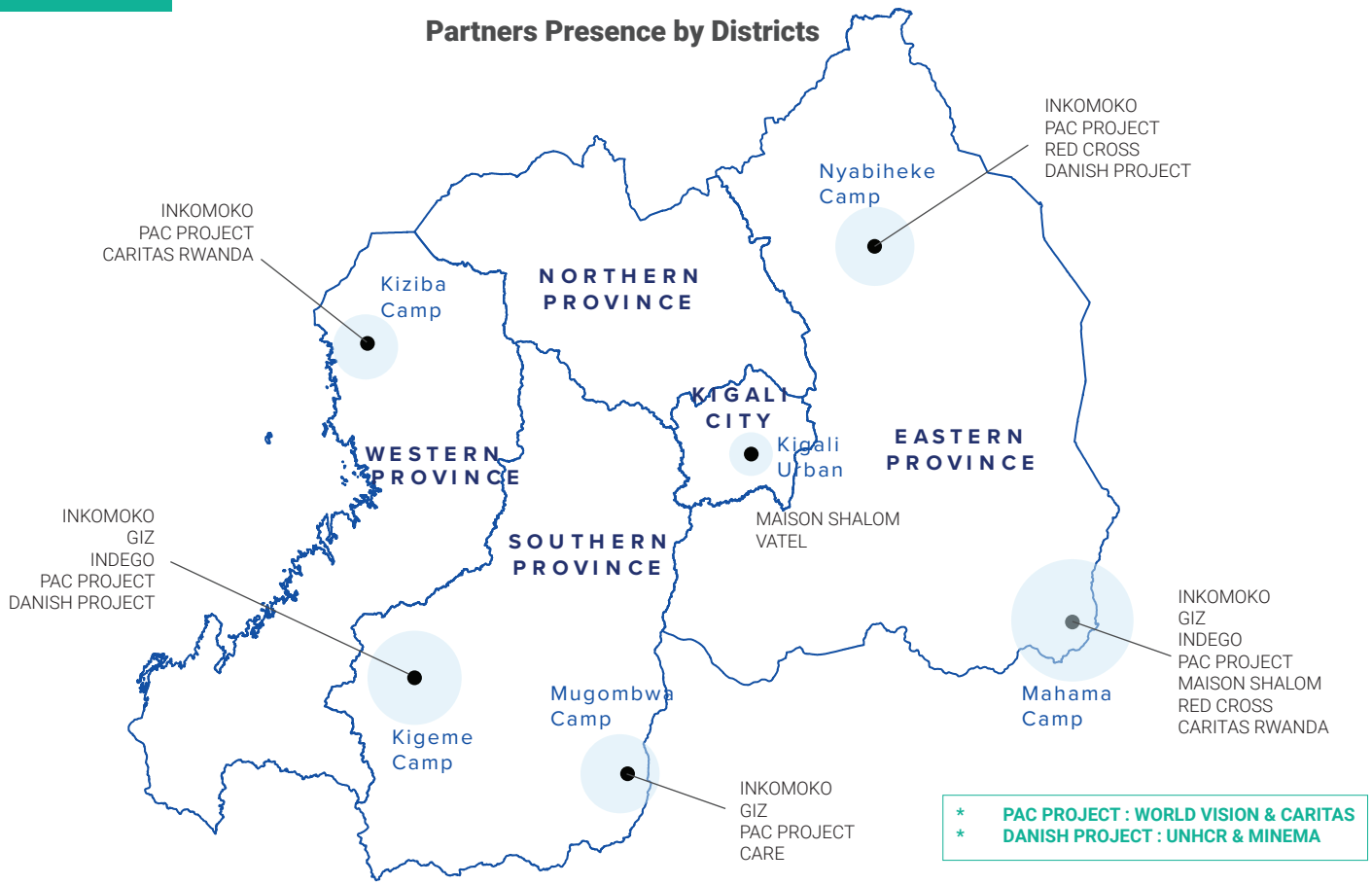

For more information, please contact : Anne-Lyse Bizindavyi <bizindav@unhcr.org> and Cyrille Ble <ble@unhcr.org>

Spending Analysis

Contribution by partners

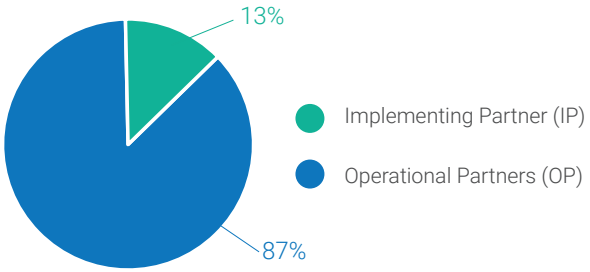

Spending per capita

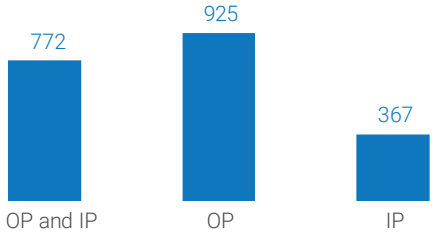

$1,930 for Graduation Projects per capita spending
$1,488 Spending by implementing partners

Interventions Analysis

Refugees Host Communities

of PwS who are self- employed (considered for less than 12 months) 29%

2,400	1,115	3,515 / 12,195

Trainings

Entrepreneurship (96%)
# of targeted PwS who have completed entrepreneurship training

55%	45%	11,739 / 12,195

Smart Agriculture (27%)
# of targeted PwS who have completed training related to agriculture and smart agricultural production technics

46%	54%	3,252 / 12,195

TVET (17%)
# of targeted PwS who have completed training related to wage-employment (vocational/technical/ market-oriented/apprenticeship/ on-the-job training)

65%	35%	2,082 / 12,195

Financial literacy (28%)
# of PwS provided with financial literacy training for livelihood purposes

74%	26%	3,376 / 12,195

Assets

Cash Grant (20%)
# of targeted PwS who have received cash grants

67%	33%	2,482 / 12,195

Tool kits (not agriculture) (8%)
# of targeted PwS who have received production kits (other than for agriculture)

76%	24%	948 / 12,195

Input / Tools agriculture (24%)
# of targeted PwS who have received inputs for agriculture/livestock/fisheries activities

42%	58%	2,872 / 12,195

Access to land (20%)
# of PwS households with access to arable land or other productive natural resources

40%	60%	2,462 / 12,195

Others

Cash for consumption (10%)
# of targeted PwS who have received cash for consumption support

40%	60%	1,245 / 12,195

Coaching (41%)
# of PwS coached on self-reliance/ psychosocial support for livelihoods

67%	33%	4,959 / 12,195

Access to loans (17%)
# of targeted PwS who have received loans for livelihoods purpose from UNHCR or partners

30%	70%	2,015 / 12,195

Business registered with local authority (19%)
# of businesses registered with RDB or local authorities

38%	62%	2,377 / 12,195

178 new small business associations formed /VSLA

4,284 new PwS participating in community-based group savings/loans/insurance schemes

* PwS : Person we Serve

For more information, please contact : Anne-Lyse Bizindavyi <bizindav@unhcr.org> and Cyrille Ble <ble@unhcr.org>

Partners Intervention Analysis

Entrepreneurship Training

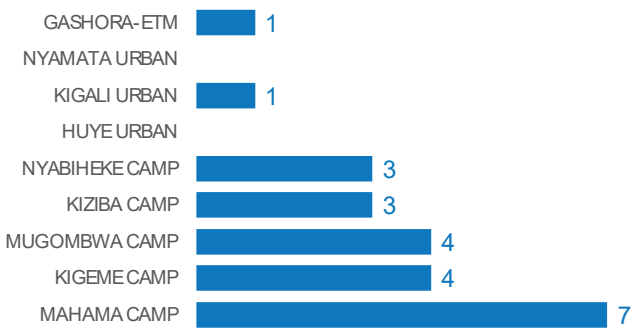

TVET Training

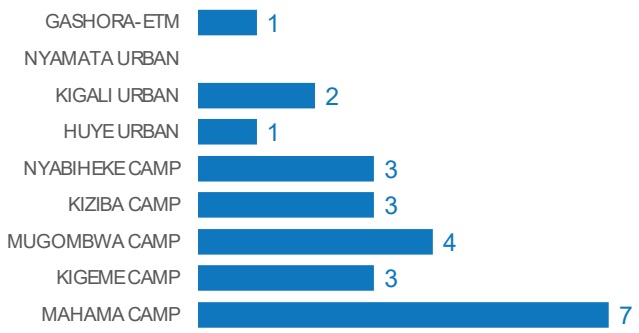

Agriculture Training

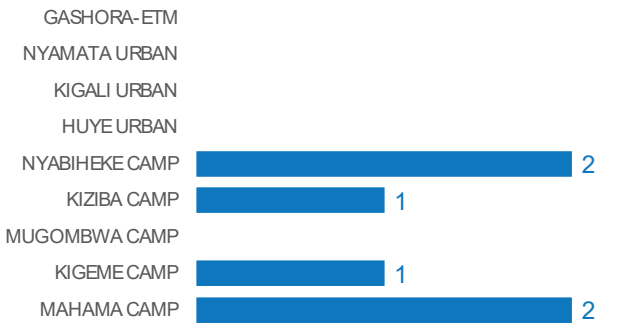

Distribution of agriculture input

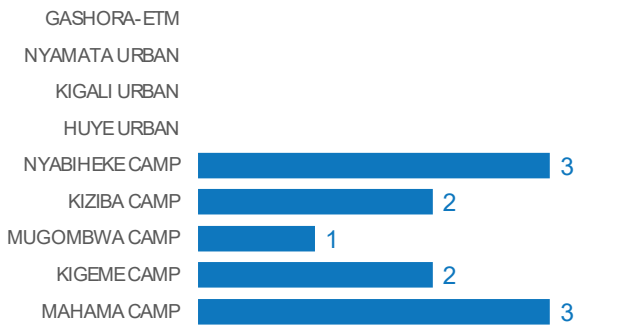

Distribution of other production kit

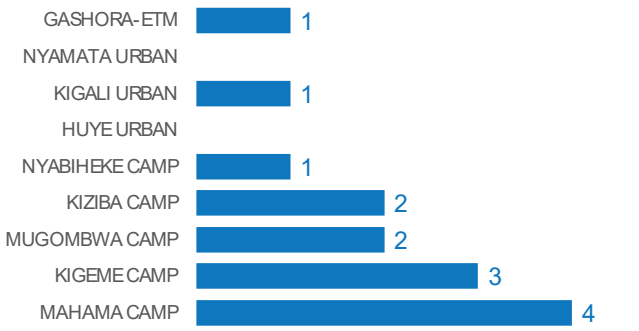

Cash grant disbursement

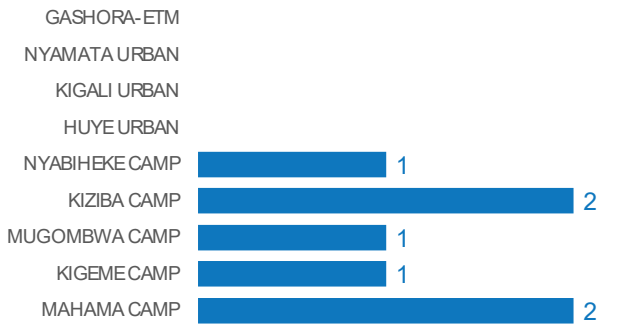

Access to loan

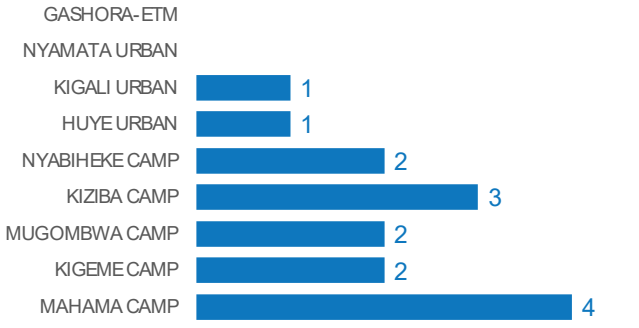

Access to land

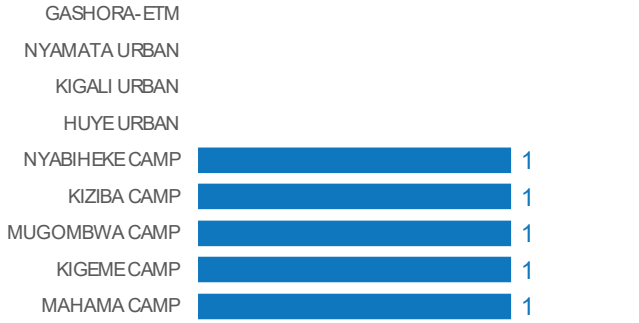

For more information, please contact : Anne-Lyse Bizindavyi <bizindav@unhcr.org> and Cyrille Ble <ble@unhcr.org>