Registered Refugees and Asylum-Seekers in DRC

Key Figures

521 712 Refugees and Asylum Seekers

520 130 Registered Refugees

1582 Asylum Seekers

222 171 Refugees and Asylum Seekers

1369 Ex refugees Congolese who had returned to DRC

5229 Registered Refugees

Situation Overview

The refugee population in the DRC increased from **517,556** to **520,130** over the previous month, a variation of 0.49% due mainly to the recognition by the eligibility commission of refugee status for more than **3,053** Burundians. **387** Rwandan refugees were repatriated to their country. A decrease in the number of asylum seekers from **4763** to **1582** following legal recognition of refugee status. **1363** Congolese (ex-refugees) have been repatriated to the DRC from countries of asylum since the beginning of 2023. **329** individuals subject to relocation and **16** have left for resettlement countries in 2023.

Age and Gender of Refugee Population

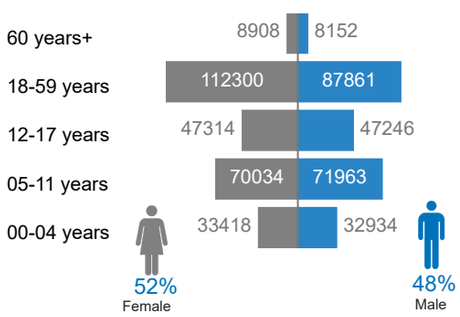

Refugee Population by Country of Origin

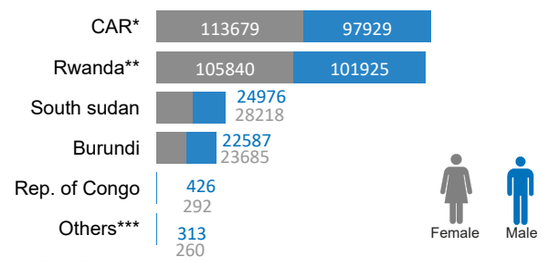

* Central African Republic

** 131,957 is the number of Rwandan refugees in the DRC registered by the DRC government not yet biometrically verified.

***: Angola, Sudan, Uganda, Somalia, Côte d'Ivoire, Eritrea, Syria, Liberia, Chad, Sierra Leone, cameroun, Nigeria, Mali, Senegal

Réfugiee by type of location

393 581
76% Rural

119 203
23% In settlements

7 346
1% Urban

Refugee Population by Province in DRC

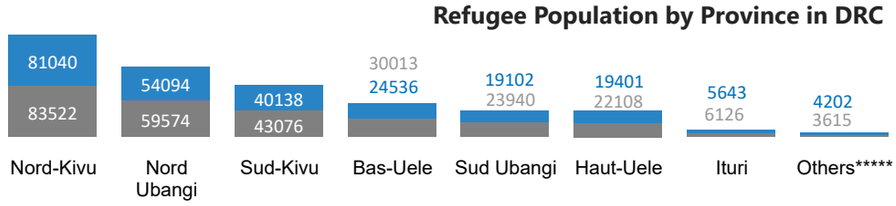

*****:Haut-Katanga (2499), Kinshasa (936), Lualaba (938), Lomami 848), Kongo-Central (805), Maniema (613), Tanganyika (786), Equateur (362), Tshuapa (14) et Kasaï-Oriental(16).

Location of refugee population in DRC

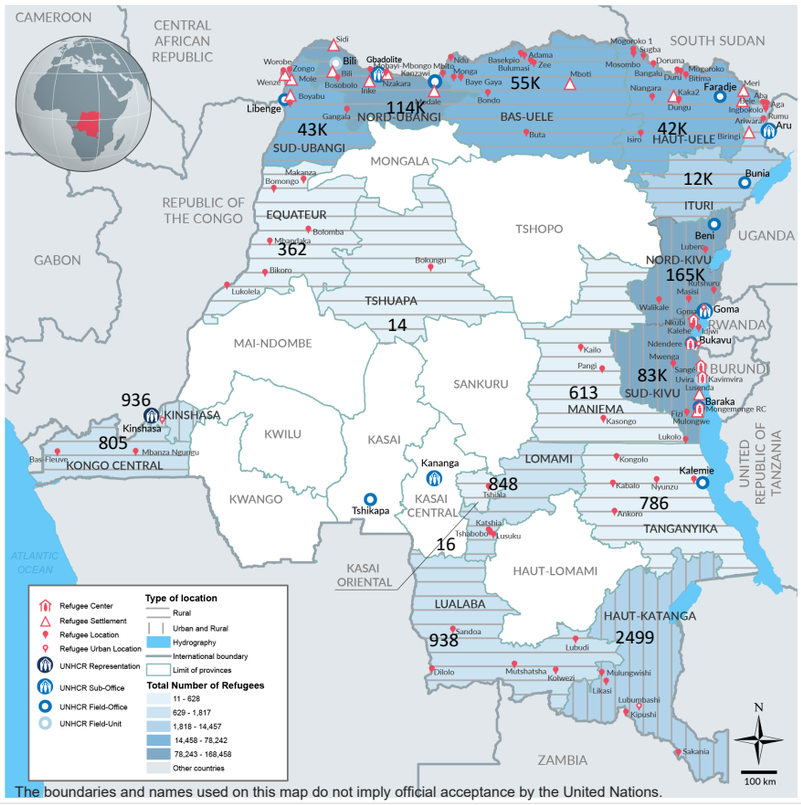

The boundaries and names used on this map do not imply official acceptance by the United Nations.

Asylum Seekers Population by Country of Origin

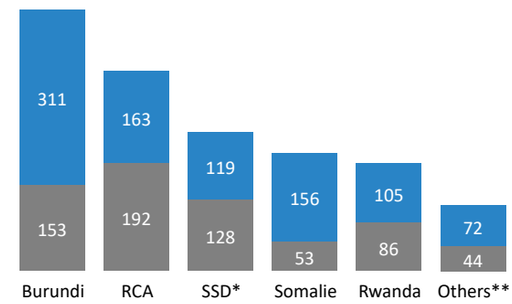

*South Sudan

**Central African Republic, Angola, Republic of Congo, Cameroon, Chad, Syria, Mali, Liberia, Côte d'Ivoire, Sudan, etc.

Asylum Seekers Population by Province in DRC

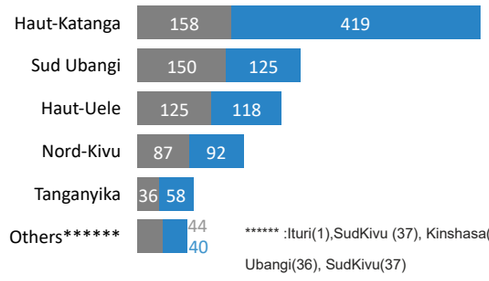

****** :Ituri(1),SudKivu (37), Kinshasa(130), Nord Ubangi(36), SudKivu(37)

1 Refugees and asylum seekers aged 5 years and over, representing 55% of the total population.

Refugees and Asylum Seekers in RDC

Refugees in settlement

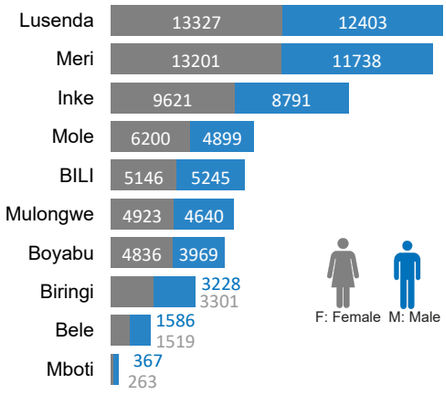

Refugees in the developpement pole

Location	F	M	Total
wenze	3667	2552	6219
Modale	3270	2838	6108
sidi	3272	3153	6425
Nzakara	4759	3894	8653
Total	**14968**	**12437**	**27405**

Urban refugees

Location	F	M	Total
Goma	1381	1255	2636
Lubumbashi	1040	1161	2201
Bukavu	859	714	1573
Kinshasa	456	480	936
Total	**3736**	**3610**	**7346**

Repatriation situation in the DRC at October 31 2023

Number of refugees repatriated from the DRC

Country of origin	2018	2019	2020	2021	2022	2023
South Sudan					3	0
Rep. of Congo		3	5			1
RCA	9	3137	2061	5021	3350	1591
Rwanda	3053	2136	922	1920	2451	1777
Burundi	180	101	1943	7296	3474	4517
Total	**3242**	**5377**	**4931**	**14237**	**9278**	**7886**

Number of refugees repatriated to RDC

Country of origin	Total
Guinée	3
SW	3
Others	6
RCA	7
Namibie	96
RSA	149
Angola	391
Zambie	708
Total	**1363**

Situation of resettlement 2023

Nationality/resettlement country	#Ind.Submetted	#Ind.Reinstalled
Burundi	**130**	**8**
FINLAND	8	8
France	4	0
USA	118	0
COB	**2**	**0**
USA	2	0
Eritrea	**5**	**0**
USA	5	0
RCA	**75**	**6**
CANADA	0	5
FINLAND	1	1
USA	74	0
Rwanda	**2**	**0**
USA	2	0
South Sudan	**115**	**2**
France	9	2
USA	106	0
Total	**329**	**16**

MZ: Mozambique, RSA: South africa , RCA: central African Republic , SW: Swaziland , MDG: Madagascar , USA: United States , COB: Rép.of Congo
Others: Bostwana(1),Lesotho(1),Mali(1),MDG(1),MZ(1), Nigeria(1)

Profile of refugees in the DRC

A) Person with specific needs

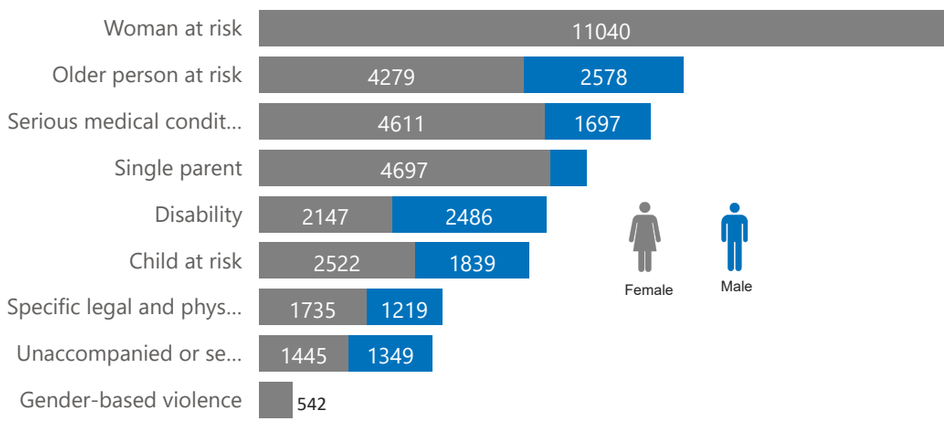

B) Top 5 Occupation

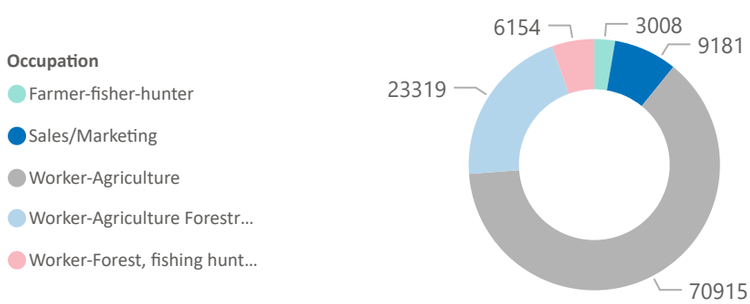

C) Pocs enrolled in the national education system

(2022 national report)

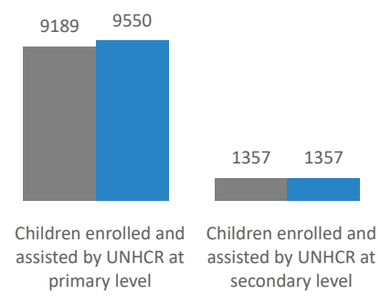

D) Documentation

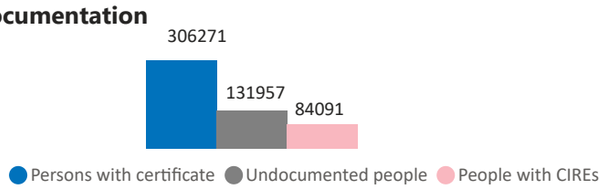
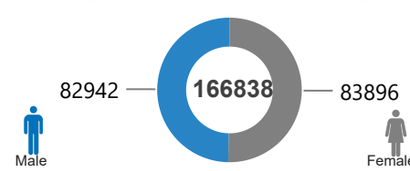
E) Situation of refugee children of school age(6-17years)