ESTONIA: PROTECTION PROFILING & MONITORING FACT SHEET
Protection Risks and Needs of Refugees from Ukraine

***Data as of* Wednesday, November 08, 2023**

Key findings | Refugee profiles | Displacement patterns | Access to rights in host country #1 | Access to rights in host country #2

Country	Date of interview	Date of arrival	Top 10 oblasts …	Household type
Estonia	Multiple selections	All	All	All

To strengthen and promote an evidence-based protection response, UNHCR and its partner in Estonia have been implementing a Protection Profiling and Monitoring exercise to regularly collect and analyze data about the profiles, protection risks and needs of refugees from Ukraine and monitor changes over time. This fact sheet, automatically extracted from the regional dashboard, presents the main findings based on 445 interviews conducted between July 2023 and September 2023.

# of respondents

445

# of household members

1,244

Sample by country

Methodology

Individual interviews are carried out in different locations, including border and transit locations, reception and transit centres, collective sites, assistance points and community centers. Trained enumerators digitally collect the data through Kobo Toolbox, which is safely stored in UNHCR server.

While respondents are randomly selected to reduce bias, non-probability sampling is used and results cannot necessarily be extrapolated to the population of refugees from Ukraine as a whole.

KEY FINDINGS

Nationality

99%

of respondents were Ukrainian nationals

Gender

82%

of respondents were females

Age

44

average age of the respondent

Household size

2.8

average size of the household

Published
8 November, 2023

81% of household members are women and children

80% of respondents have completed higher education or university

66% of respondents were employed or self-employed before leaving Ukraine

48% of respondents currently employed in the host country, remote or self-employed

98% of respondents applied for Temporary Protection (or similar schemes) in the host country

7% of households with school-aged children (5-17) reported at least one child not registered for education in host country

19% of respondents with infants (0-4) are not able to access childcare services in the host country

37% of respondents experienced difficulties accessing healthcare system in the host country when needed

86% of respondents with at least one urgent need such as material assistance, food, employment etc.

29% of respondents temporarily visited Ukraine at least once since their initial displacement

Acknowledgements

We are grateful for the extensive involvement and support of UNHCR's partner, Estonian Refugee Council.

We are also grateful for the support of local authorities, civil society, international organizations, and donors. Most importantly, UNHCR would like to acknowledge the resilience and strength of refugees from Ukraine, who continue to share with us their challenges, fears and hopes.

ESTONIA: PROTECTION PROFILING & MONITORING FACT SHEET
Protection Risks and Needs of Refugees from Ukraine

Key findings | Refugee profiles | Displacement patterns | Access to rights in host country #1 | Access to rights in host country #2

Country: Estonia | Date of interview: Multiple selections | Date of arrival: All | Top 10 oblasts of…: All | Household type: All

HOUSEHOLD CHARACTERISTICS

Household members by age group and gender**

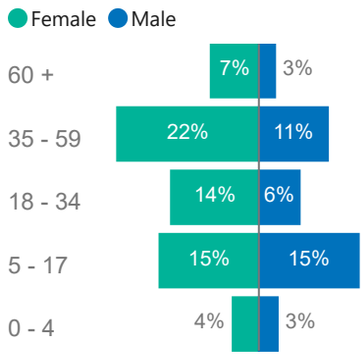

Note: including the respondent

Household type**

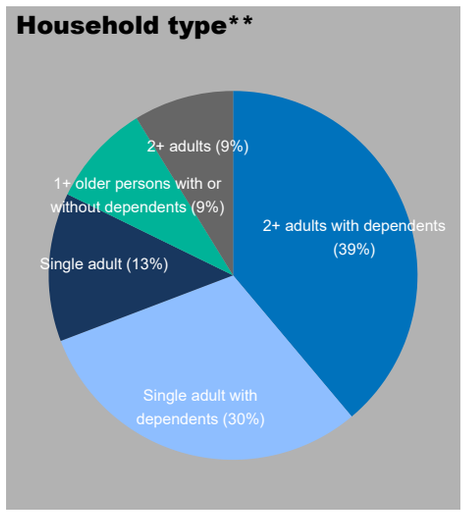

Separated children

6 %

of households indicated having children who are separated from both parents

Specific needs

24 %

of households indicated having at least one family with specific needs such as disabilities or serious medical conditions

Note: disability includes difficulties walking, seeing, hearing, remembering, communicating or self-care

RESPONDENT PROFILE

Date of departure from Ukraine**

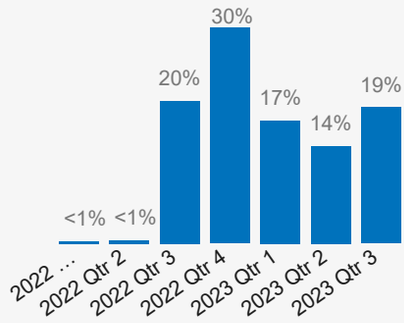

Date of arrival to the current host country**

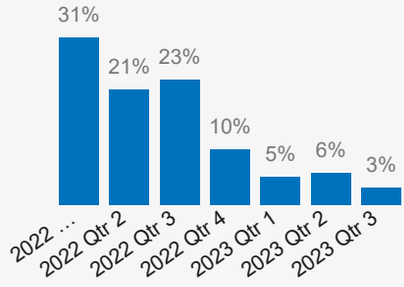

Note: Q1 includes Feb 24th - March 31st 2022

Education level**

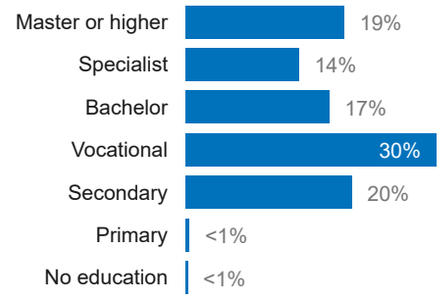

Main activity in Ukraine**

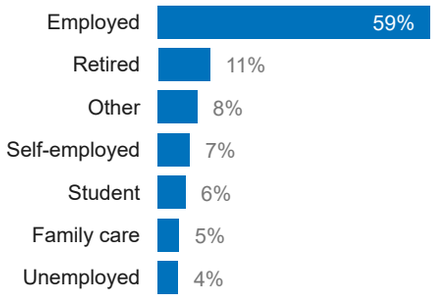

Top languages spoken*

Top oblasts of origin**

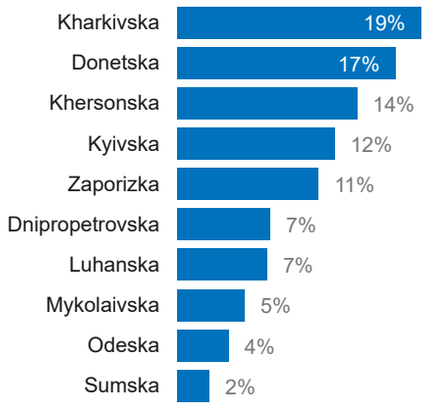

* Multiple responses were possible, so percentages can go over 100% when added.
** Due to rounding some percent totals do not add up to 100%.

ESTONIA: PROTECTION PROFILING & MONITORING FACT SHEET

Protection Risks and Needs of Refugees from Ukraine

Country	Date of interview	Date of arrival	Top 10 oblasts of…	Household type
Estonia	Multiple selections	All	All	All

PLACE OF ORIGIN

Respondents by oblast of origin

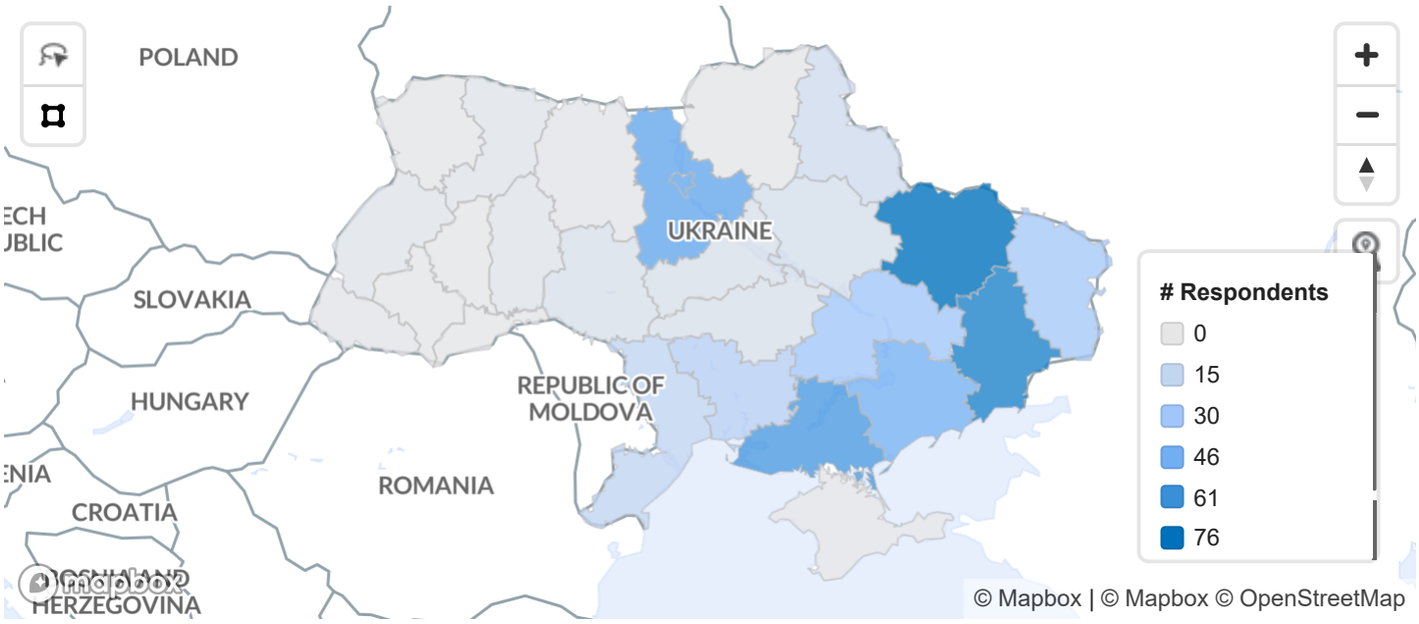

TEMPORARY VISIT TO UKRAINE

Plans of temporary visit

7 %

of respondents are planning a temporary visit to Ukraine in the next 3 months

Number of times visited Ukraine

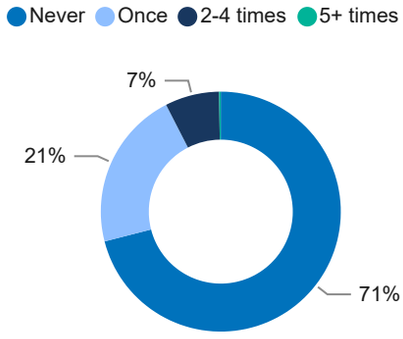

Temporary visit

29 %

of respondents visited Ukraine at least once since their initial departure

Main reasons for temporary visit

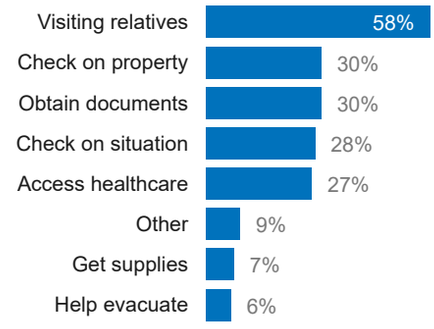

Note: out of those who indicated visiting Ukraine at least once

Difficulties returning to host country

6 %

of respondents faced issues returning to their current host country

Difficulties faced when returning from Ukraine

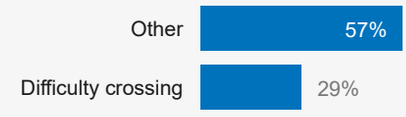

Note: out of those who indicated they experienced difficulties when returning to Ukraine

** Multiple responses were possible, so percentages can go over 100% when added.
** Due to rounding some percent totals do not add up to 100%.

ESTONIA: PROTECTION PROFILING & MONITORING FACT SHEET
Protection Risks and Needs of Refugees from Ukraine

Key findings | Refugee profiles | Displacement patterns | Access to rights in host country #1 | Access to rights in host country #2

Country: Estonia | Date of interview: Multiple selections | Date of arrival: All | Top 10 oblasts of…: All | Household type: All

LEGAL STATUS & DOCUMENTATION

Temporary Protection

98 %

of respondents have applied for Temporary Protection in the host country

Top reasons for not applying**

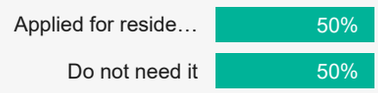

Application status

98 %

of respondents who applied for Temporary Protection have received a positive decision

Top application challenges*

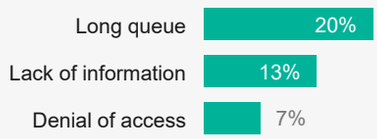

Top missing documents*

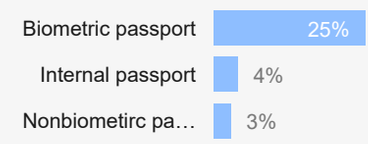

Ability to replace documents in the host country**

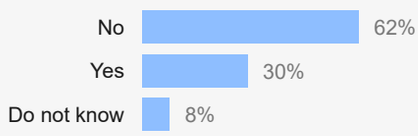

Households with school-aged children

58 %

of households include children between 5 to 17 years old

Children education

7 %

of households with school-aged children reported at least one child **not registered** for education in host country

Main reasons not enrolled in host country*

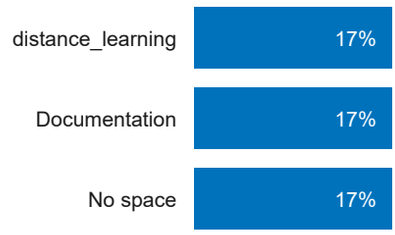

Note: out of those who indicated at least one child not attending school in host country

Households with infants

18 %

of households include infants between 0 to 4 years old

Access to childcare for families with infants (0 - 4)**

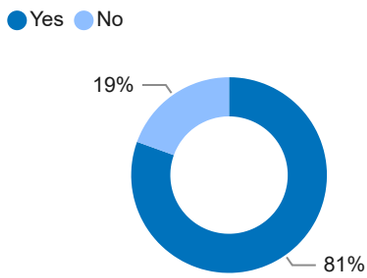

Access to healthcare

37 %

of respondents in need of healthcare **experienced difficulties**

Main difficulties accessing healthcare system*

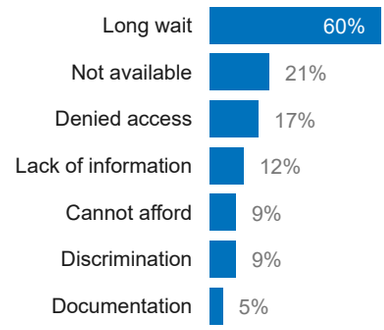

Note: out of those who indicated experiencing difficulties accessing healthcare

Temporary Protection Directive

UNHCR has a particular interest in the implementation of the Temporary Protection Directive (TPD) in view of the specific role afforded to it under the Directive, and its mandate to provide international protection to refugees. In 2022 UNHCR carried out research in 26 countries applying the TPD and surveyed refugees about their experiences in accessing their rights under the Directive. National authorities, local municipalities, partner organizations and NGOs assisting refugees from Ukraine were also consulted for the research, leading to the report The implementation of the Temporary Protection Directive – six months on. Findings highlight the often interdependent administrative, practical, and legal barriers to refugees' enjoyment of rights under the Directive. Persons with specific needs were found to face increased obstacles in accessing their rights, with a lack of systematic identification processes a root cause.

* Multiple responses were possible, so percentages can go over 100% when added.
** Due to rounding some percent totals do not add up to 100%.

ESTONIA: PROTECTION PROFILING & MONITORING FACT SHEET
Protection Risks and Needs of Refugees from Ukraine

Key findings | Refugee profiles | Displacement patterns | Access to rights in host country #1 | Access to rights in host country #2

Country: Estonia | Date of interview: Multiple selections | Date of arrival: All | Top 10 oblasts of…: All | Household type: All

Urgent needs

86 %

of respondents have at least one urgent need

Preferred modality of assitance

53 %

of those who have urgent needs prefer to receive support as cash

Current main activity**

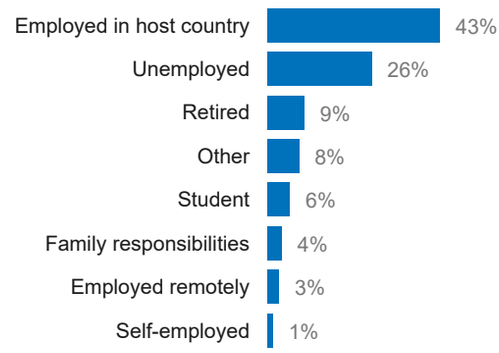

Main reasons of unemployment*

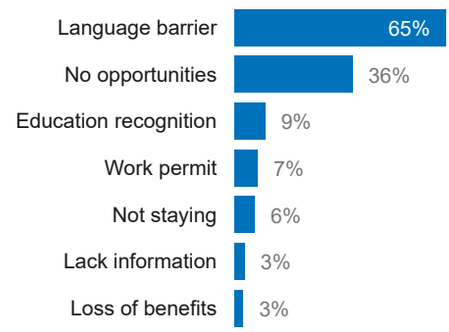

Note: out of those who indicated being unemployed

Top 10 urgent needs*

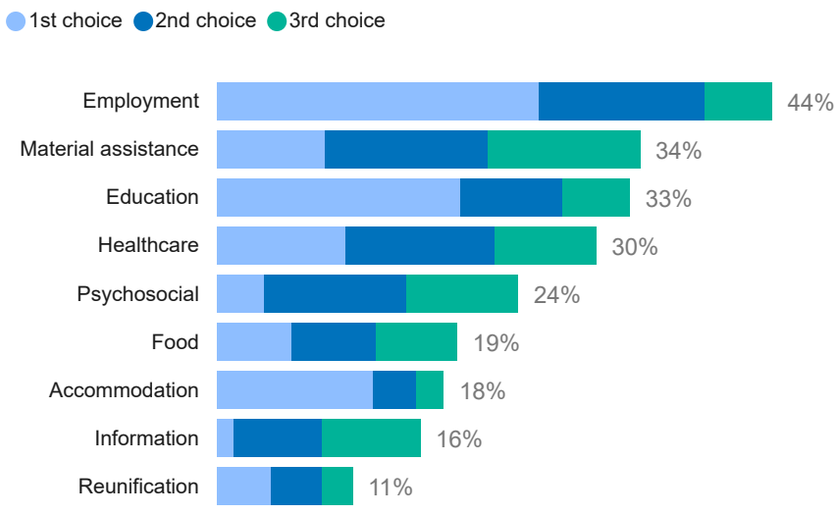

Current accommodation**

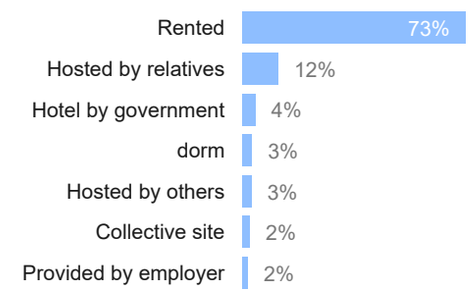

Accommodation: Length of stay**

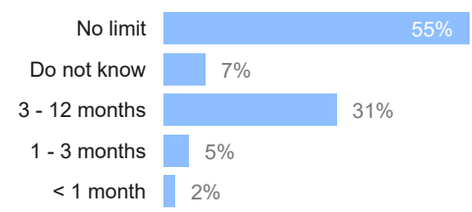

Information needs*

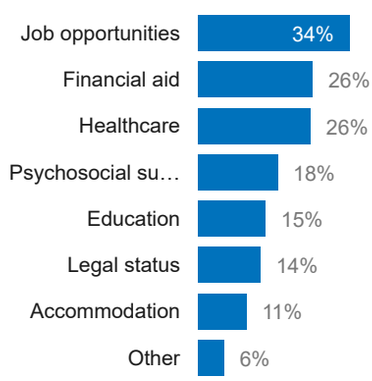

Preferred information channel*

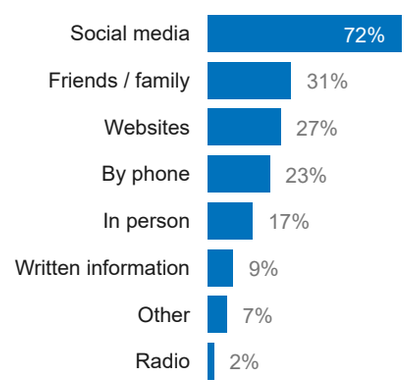

Main reasons for having to leave accommodation within 3 months*

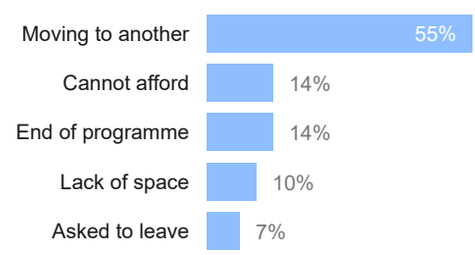

* Multiple responses were possible, so percentages can go over 100% when added.
** Due to rounding some percent totals do not add up to 100%.