

Population
Refugees and asylum-seekers

Individuals: **93,833**
Households: **22,084**

Settlement

Rwamwanja

On average two performance indicators are measured per sector against the annual 2023 RRP targets

UCRRP Partners: 24

GOV'T **02** UN Agencies **03**
NNGOs **04** RLOs **3** INGOs **12**

Sector of Intervention	Indicator	Achieved	Target
------------------------	-----------	----------	--------

Education



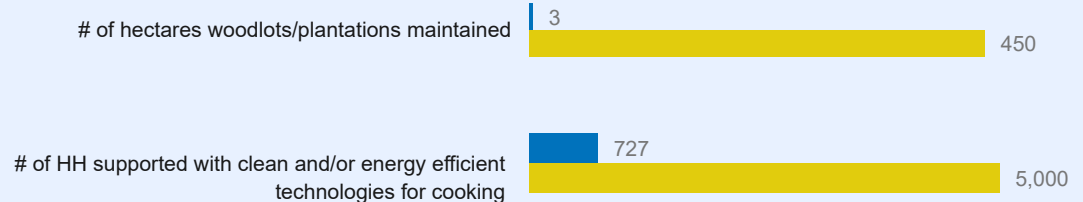
Health & Nutrition



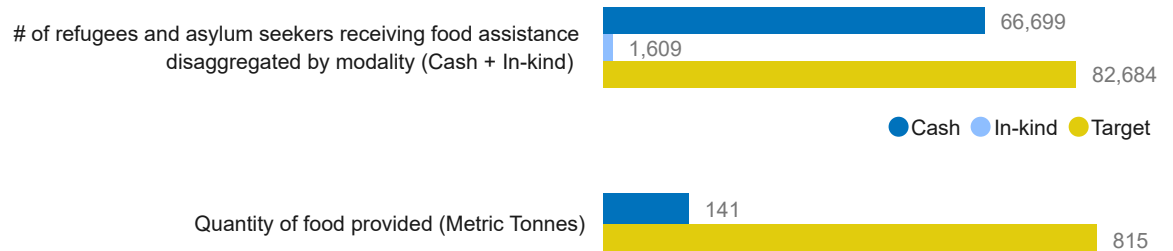
WASH



Energy & Environment



Food Security



Livelihoods & Resilience



of men, women, boys and girls trained on financial literacy

815	14,398
-----	--------

0 Acres of arable land accessed by refugees
768 HH receiving emergency livelihood support



Settlement


Quarter 3

Rwamwanja

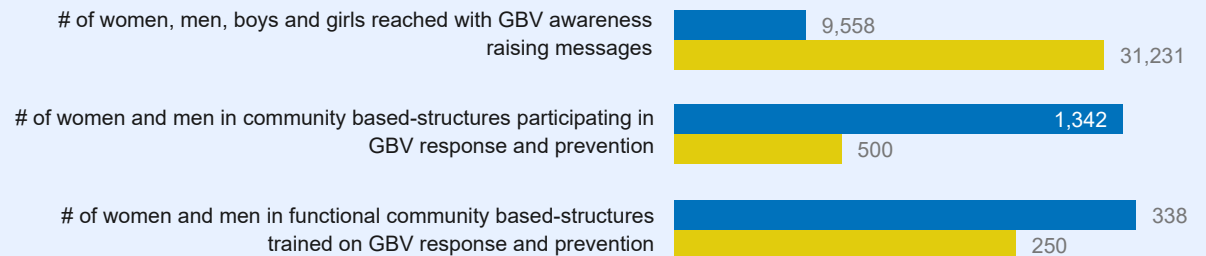
2023

Sector of Intervention	Indicator	Achieved	Target
------------------------	-----------	----------	--------

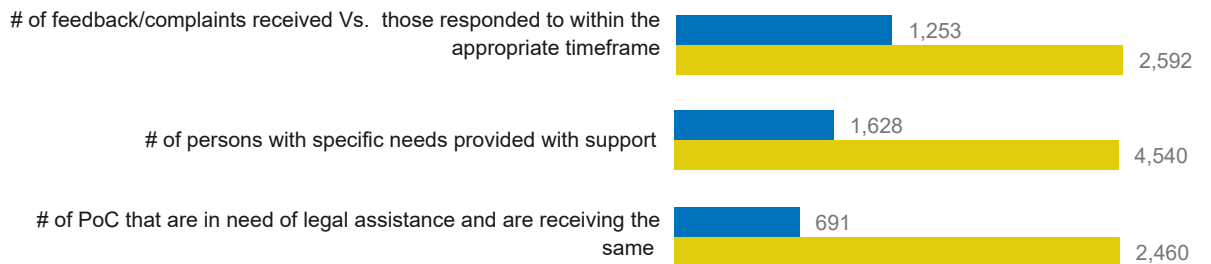
Child Protection




GBV



Protection



CBI Modality



11,445

Households receiving cash + voucher assistance for basic needs

List of Partners who reported for Q3 2023, UN Agencies and Government

National NGOs

Nsamizi, SOS, TPO & TTR

Refugee Led Organizations (RLOs)

RIC, RTYI & RWEC

International NGOs

AAID, Alight, AVSI, COHERE, DAI, FCA, FRC, HI, LWF, MTI, SCI & WCC

UN Agencies

UNHCR, UNICEF and WFP

Government

OPM, Kamwenge DLG