


ACHIEVEMENTS BY SECTOR

PROTECTION

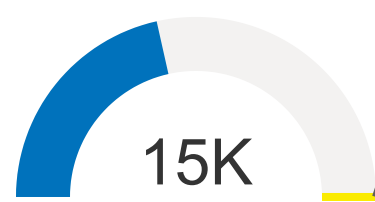
Protection

of individuals who have been supported in accessing protection services

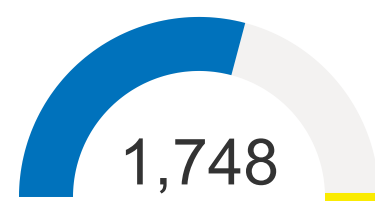


Child Protection

of children provided with child protection and related services




of participants trained on child protection and children's rights

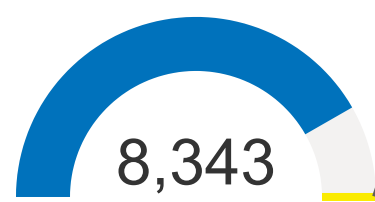


Gender-Based Violence

of GBV Referral Pathways Established and Functional



of persons reached through community outreach and prevention activities on GBV




EDUCATION

HEALTH & NUTRITION

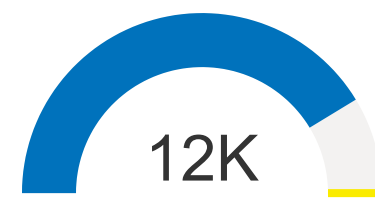
of children enrolled in formal education in host countries (*Government enrollment figure)

4,856

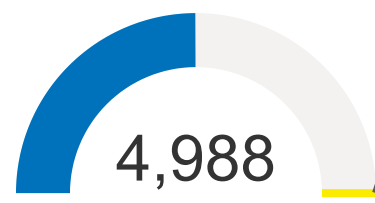
of children participating in non-formal education programmes in the host countries



of consultations provided for mental health and psychosocial support



of people supported in accessing health care services



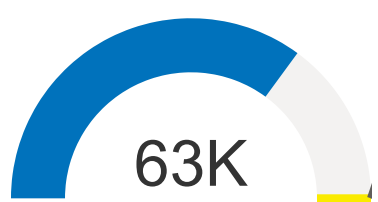
BASIC NEEDS

LIVELIHOODS & SOCIO-ECONOMIC INCLUSION

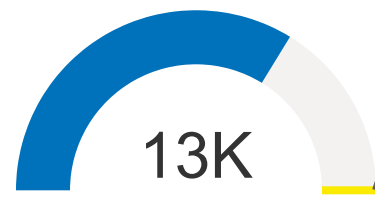
CASH

PROTECTION FROM SEXUAL EXPLOITATION AND ABUSE

of individuals who received assistance for basic needs



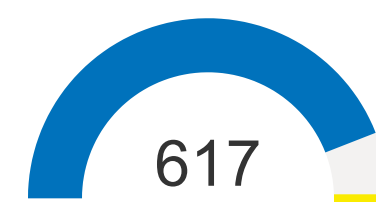
of individuals who received support in livelihoods and socio-economic inclusion services and development programmes



of individuals who received cash assistance



of PSEA network members and partner personnel trained on SEA risk mitigation, prevention and response


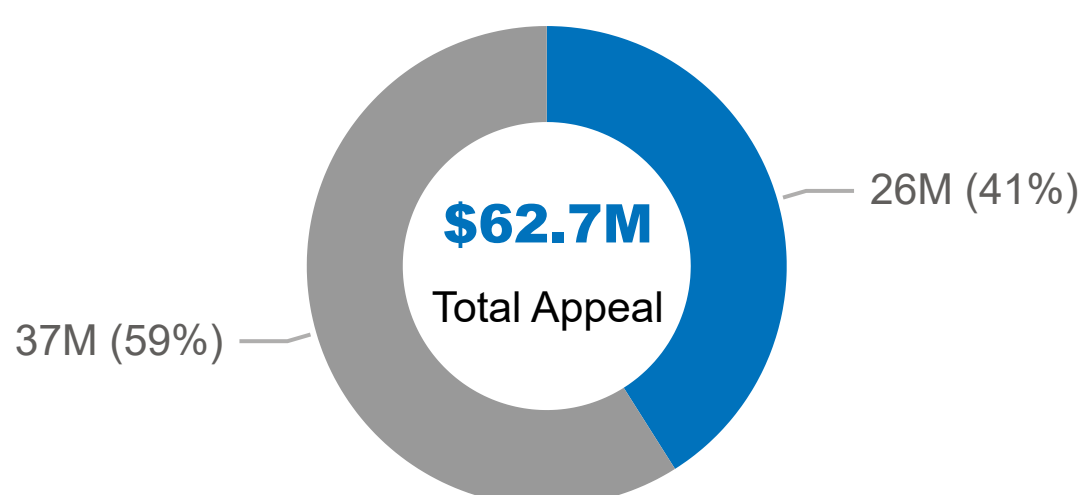


Funding required vs Funding received

Number of people reached

● Funding received ● Gap




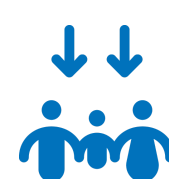




● People reached ● Remaining







ACHIEVEMENTS BY SECTOR

PROTECTION









Protection (General and Legal)

	1,217	# of adults at risk identified and referred to specialized services
	2,431	# of individuals reached through counselling sessions on the benefits and entitlements of Temporary Protection status
	35,066	# of individuals receiving information on services and refugees' rights in a relevant language
	7,474	# of persons with specific needs receiving targeted protection support
	3,142	# of individuals provided with integrated case management
	108	# of participants trained on legal matters
	772	# of individuals participating in legal awareness raising sessions
	505	# of individuals receiving legal assistance




EDUCATION

	13K	# of children participating in non-formal catch-up classes outside of the formal education system
	1,768	# of children receiving learning materials
	277	# of children supported to enroll in formal education in host countries
	84	# of refugee education personnel trained on topics related to the needs of refugee learners

Child Protection and GBV

	582	# of persons reached with information on GBV through group sessions, one-on-one counseling or via online platform
	292	# of trained personnel on GBV prevention, response and risk mitigation measures
	12K	# of children accessing Blue Dots or other safe spaces, protection and support hubs
	1,115	# of children who have received individual case management
	2,363	# of children provided with community-based child protection services
	1,748	# of participants trained on child protection and children's rights
	1,892	# of children provided with recreational child protection services
	2,807	# of children supported with specialized child protection services

PROTECTION FROM SEXUAL EXPLOITATION & ABUSE

	558	# of PSEA network members and partner personnel trained on SEA risk mitigation, prevention and response
	25	# of RCF members having a dedicated PSEA focal point
	22%	% of implementing partners assessed as having medium or full capacity*

* percentage based on UN Implementing Partner PSEA Capacity Assessments conducted

ACHIEVEMENTS BY SECTOR

BASIC NEEDS

Accommodation



4,321

of individuals provided with short-term accommodation

Food Assistance



45,780

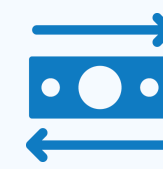
of individuals who received in-kind food assistance



12,091


of individuals who received prepared meals

Cash Assistance



10,992

of individuals who received multi-purpose cash assistance



10,025

of individuals who received cash / voucher assistance for basic needs

HEALTH & NUTRITION

Mental Health & Psychosocial Support



29

of workers involved with MHPSS interventions trained in MHPSS (online & in-person)



11K

of consultations of focused psychosocial support



863

of consultations of specialized services



6,561

of individuals who participated in community-based psychosocial support activities



73

of MHPSS staff supervised



6,019

of people participated in MHPSS awareness raising sessions

Non-Food Items



45,097

of individuals who received non-food items

NFIs distributed by type

Hygiene kits 26%	Clothing 25%
Blankets 20%	Other 13%
Housing kits	

Health



5,149

of individuals supported with accessing healthcare

Note



The number of consultations does not equal individuals reached. 8,572 individuals were reached with focused psychosocial support and 153 individuals were reached with specialized services



LIVELIHOODS & SOCIO-ECONOMIC INCLUSION

Livelihoods



12K

of individuals receiving professional/skills trainings



649

of individuals supported to access childcare and kindergarten



281

of individuals who received support in accessing employment



3,279


of individuals receiving support in accessing mid and long-term collective accommodation

Accommodation



3,927

of individuals receiving support in accessing mid and long-term private accommodation



2,168

of individuals receiving information/counselling and/or taking part in awareness raising events