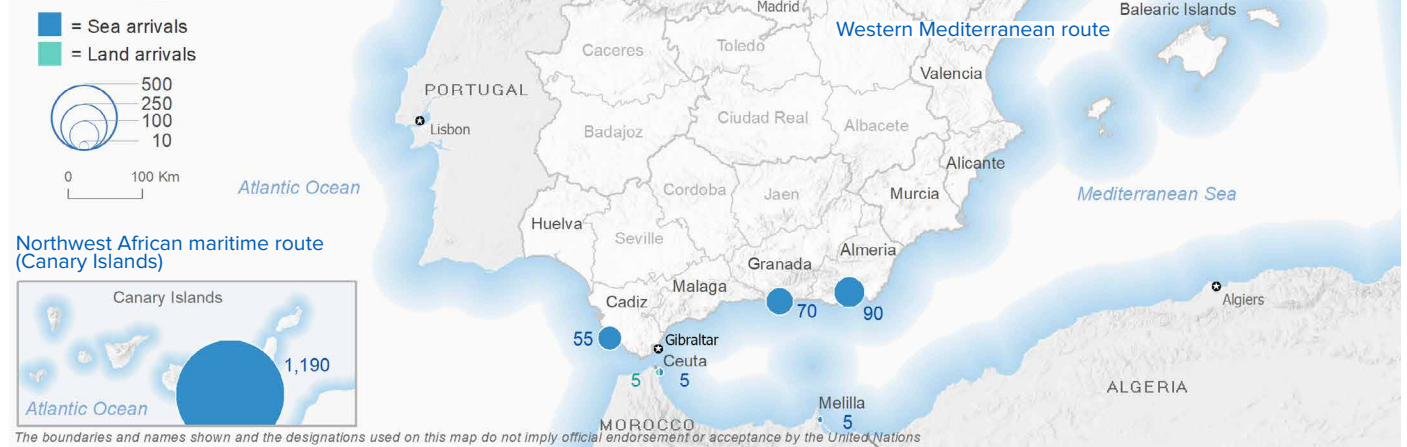


SPAIN Weekly snapshot - Week 48 (27 Nov - 3 Dec 2023)

The charts below are based on figures from the Ministry of Interior and UNHCR estimates. All figures are provisional and subject to change

Refugees & migrants: sea and land arrivals in week 48¹



Arrivals in Spain

51,342
 Arrivals as of 3 Dec 2023²
+72%
 Dif. 2022

50,980
 Sea Arrivals²
 Dif. 2022: **+81%**

452
 Land Arrivals²
 Dif. 2022: **-75%**

1,419
 Arrivals Week 48¹
 Dif. last week: **-6%**
 Dif. 2022: **+281%**

Western Mediterranean

15,484
 Arrivals as of 3 Dec 2023²
+5%
 Dif. 2022

15,032
 Sea Arrivals²
 Dif. 2022: **+16%**

452
 Land Arrivals²
 Dif. 2022: **-75%**

230
 Arrivals Week 48¹
 Dif. last week: **+13%**
 Dif. 2022: **+1%**

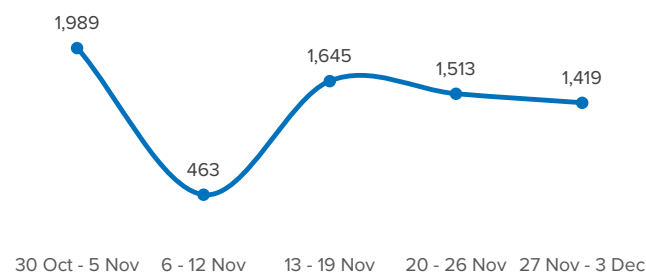
Northwest African maritime (Canary Islands)

35,858
 Arrivals as of 3 Dec 2023²
+135%
 Dif. 2022

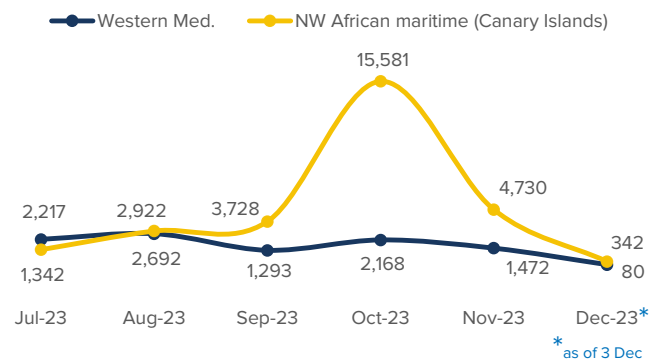
35,858
 Sea Arrivals²
 Dif. 2022: **+135%**

1,189
 Arrivals Week 48¹
 Dif. last week: **-9%**
 Dif. 2022: **+718%**

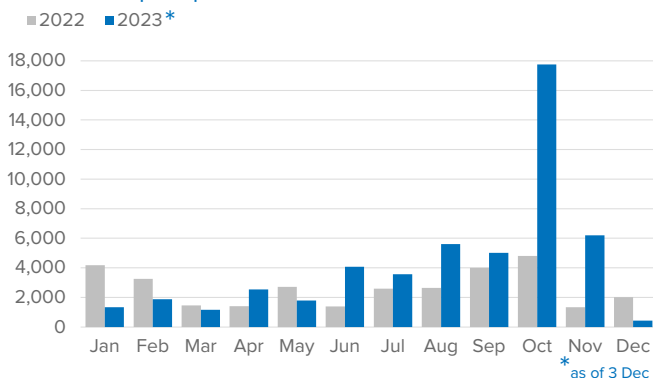
Arrivals in Spain during the last five weeks¹



Arrivals in Spain by route during the last six months²



Arrivals in Spain per month²



Arrivals in Spain per year²

