EHAGL Forced Displacement Trends

East and Horn of Africa and the Great Lakes Region

25 OCT-23

UNHCR
The UN Refugee Agency

A long history of Forced Displacement

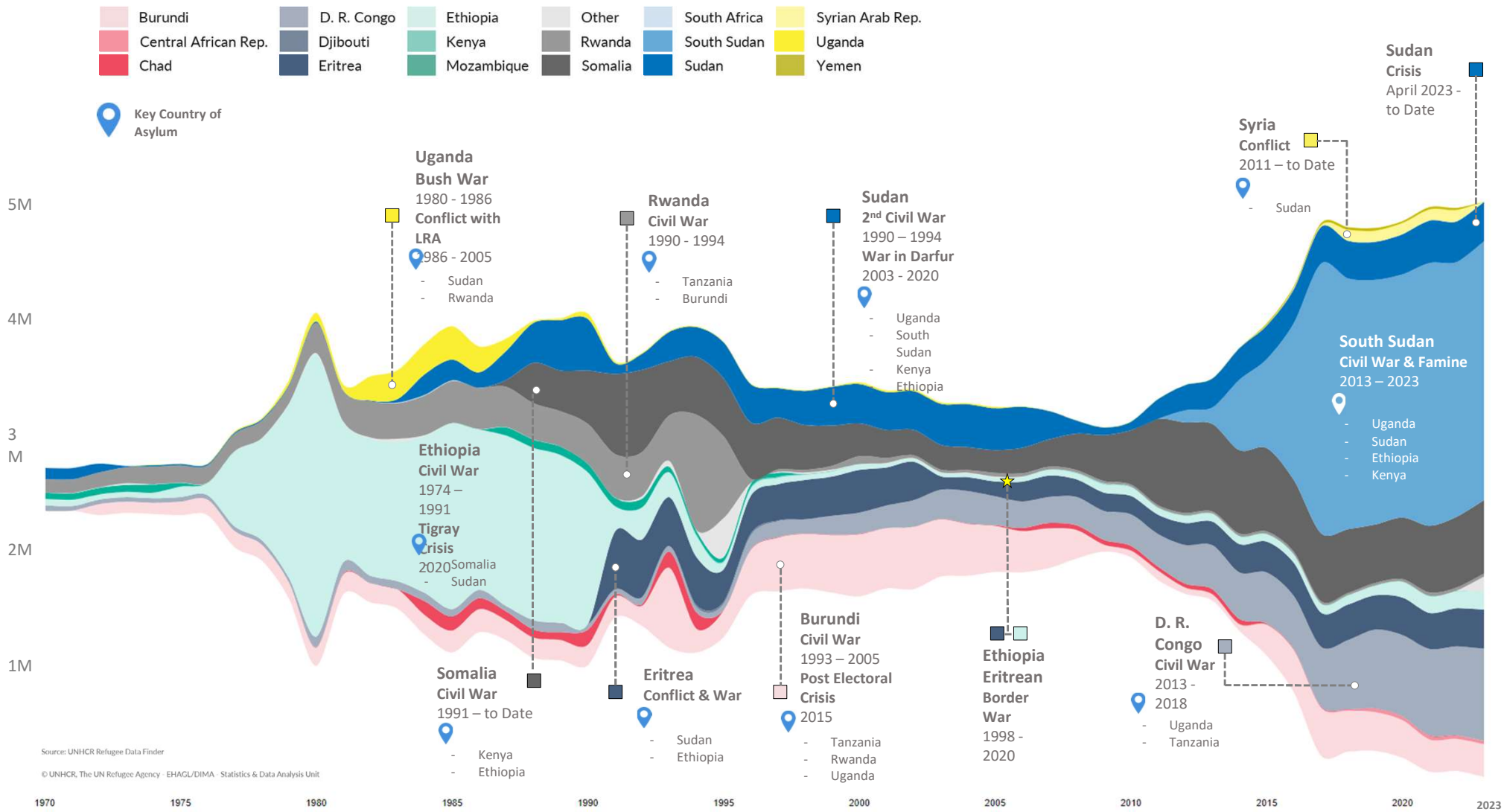

EHAGL - Refugees and Asylum Seekers By Country of Origin | 1970-2023 | (>1000)

UNHCR The UN Refugee Agency

Major situations

Key Population Statistics

5M
Refugees and asylum seekers

14.5M
Internally Displaced Persons (IDPs)

- 10.1M Conflict induced IDPs
- 4.4M Also affected by Natural disaster IDPs

371,000
Refugee Returnees in 2023

Sudan Situation

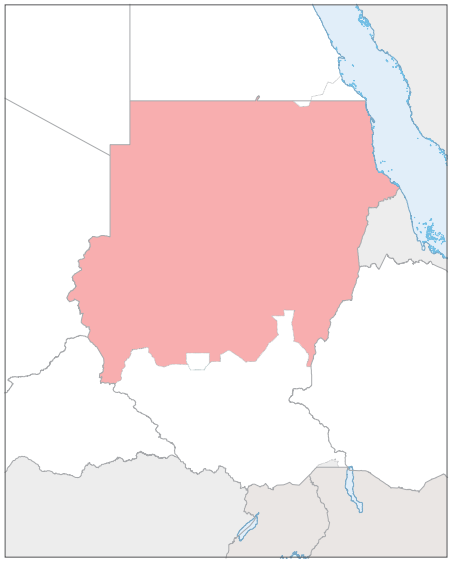

1.2M
Refugees

4.2M
IDPs

- 4.2M Conflict IDPs

976,000
Refugees hosted in Sudan

17,000
Refugee returns in 2023

South Sudan Situation

2.2M
Refugees

2M
IDPs

- 1.1M Conflict IDPs
- 0.9M Disaster IDPs

337,000
Refugees hosted in South Sudan

334,000
Refugee returns in 2023

Ethiopia Situation

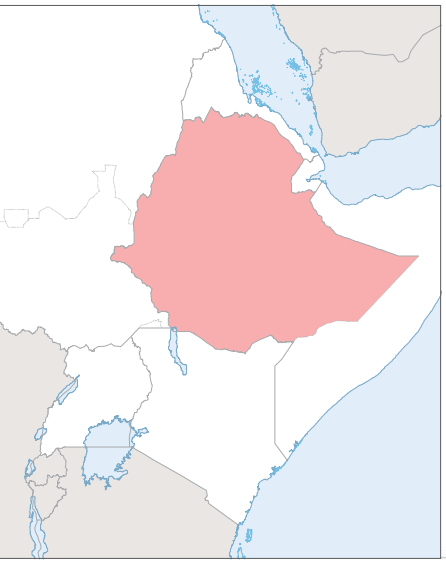

149,025
Refugees

4.4M
IDPs

- 3.3M Conflict IDPs
- 1.1M Disaster IDPs

946,214
Refugees hosted in Ethiopia

436
Refugee returns in 2023

Somalia Situation

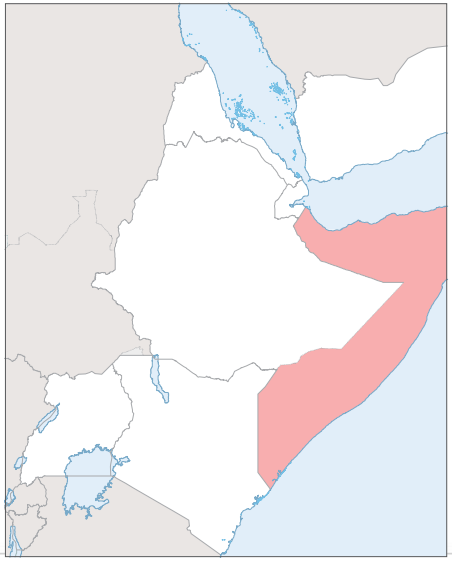

749,00
Refugees

3.9M
IDPs

- 1.6M Conflict IDPs
- 2.3M Disaster IDPs

37,000
Refugees hosted in Somalia

749
Refugee returns in 2023

Burundi Situation

324,000
Refugees

74,000
IDPs

- 8K Conflict IDPs
- 66K Disaster IDPs

88,000
Refugees hosted in Burundi

17,800
Refugee returns in 2023

UNHCR
The UN Refugee Agency

JM0efugees, Asylum-seekers and IDPs as of October 2023

5.04M
Refugees and asylum seekers in the EHAGL region

15M
Total IDPs in the EHAGL region

444,416
Refugee returns in 2023

Refugees and Asylum seekers

Host Countries

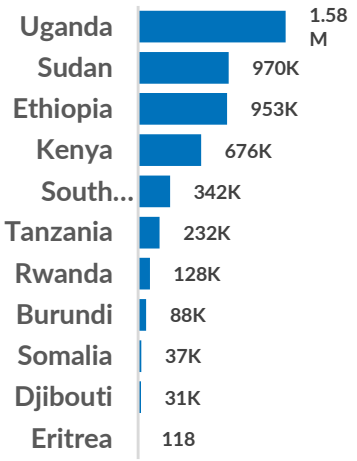

Sources Countries

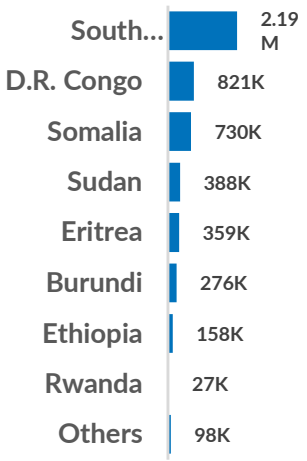

Internally Displaces Persons

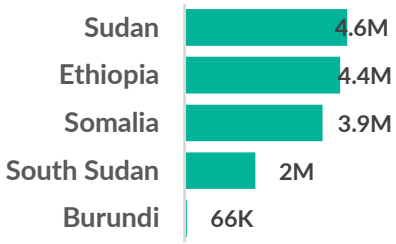

This figure represents the cumulative number of IDPs as a result of conflict and natural disaster

Refugee returns in 2023

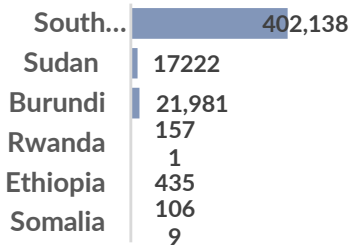

South Sudan: spontaneous returns
Burundi: assisted returns
Somalia: assisted and spontaneous returns
Rwanda: assisted returns
Ethiopia: assisted and spontaneous returns

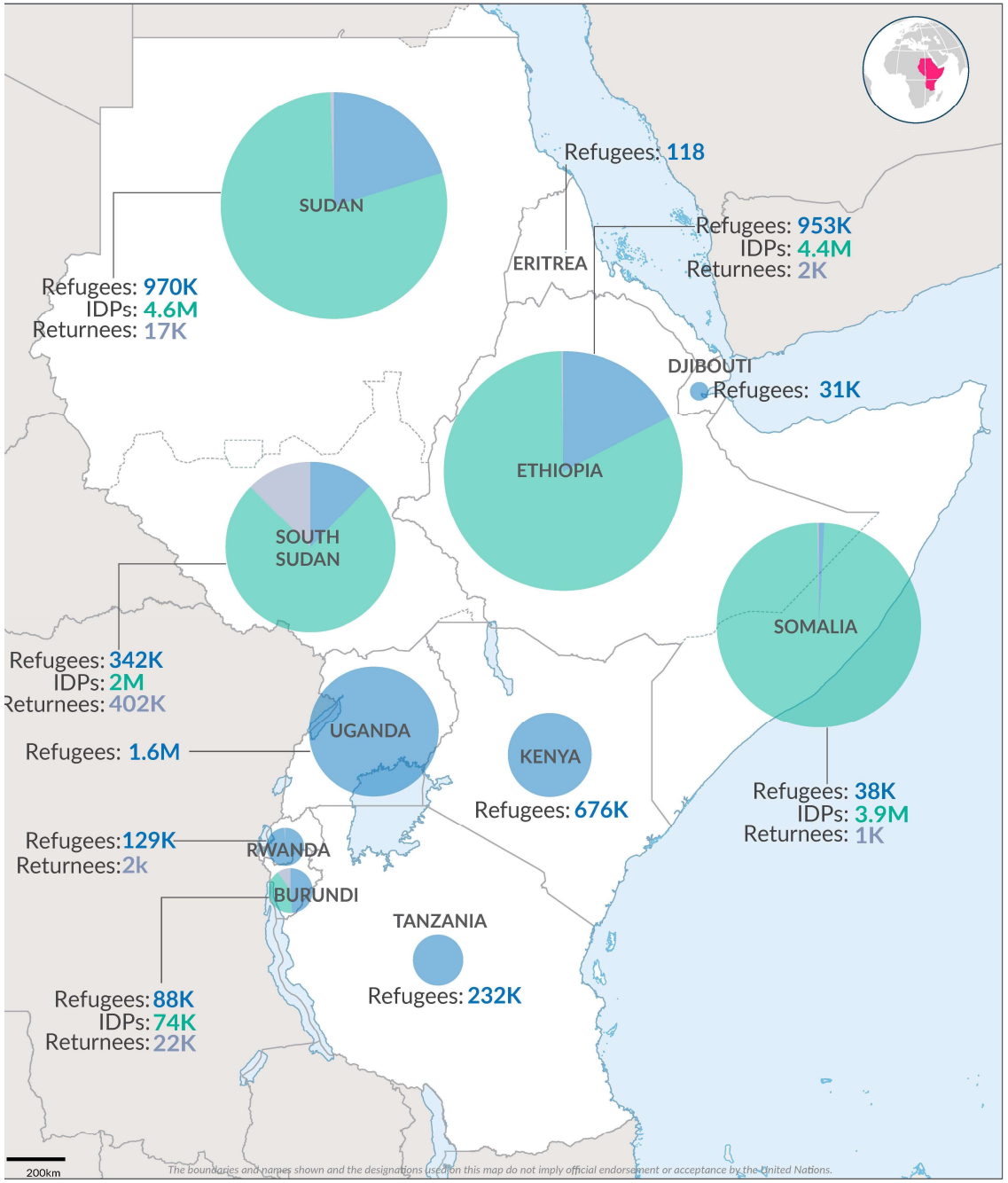

UNHCR
The UN Refugee Agency

Slide 4

JM0	Update Joyce Wayua Munyao-Mbithi, 2023-11-30T12:45:48.682
JM0 0	[@Maarouf Issaka-Toure] this could be replaced with the latest Regional Population infographics Joyce Wayua Munyao-Mbithi, 2023-12-01T10:20:26.180
0 1	updated Niroj Kumar Shrestha, 2023-12-04T12:52:09.228
0 2	Updated with refugee, Idps and returns total as requested Niroj Kumar Shrestha, 2023-12-05T05:06:19.040

At a Glance

22.5 MILLION

15M	IDPS from Conflict and Natural Disasters
5M	REFUGEES & ASYLUM SEEKERS
2.2M	RETURNEES (REFUGEES AND IDPS)
100K	STATELESS AND AT RISK OF STATELESSNESS
160K	OTHER PERSONS FOR WHOM UNHCR WORKS



66% INTERNALLY DISPLACED PERSONS

22% REFUGEES & ASYLUM SEEKERS

10% REFUGEE AND IDPS RETURNEES

1% STATELESS AND AT RISK OF STATELESSNESS

1% OTHER PERSONS FOR WHOM UNHCR WORKS

25%

REFUGEES WERE BORN IN ASYLUM

3.4 Million In Asylum for more than 5 years	**1.2 Million** In Asylum for 10 Years and more
1.3 Million Born in Asylum	**150 Thousand** Adults born in Asylum

More than Tripled in 10 Years

FORCIBLY DISPLACED POPULATION

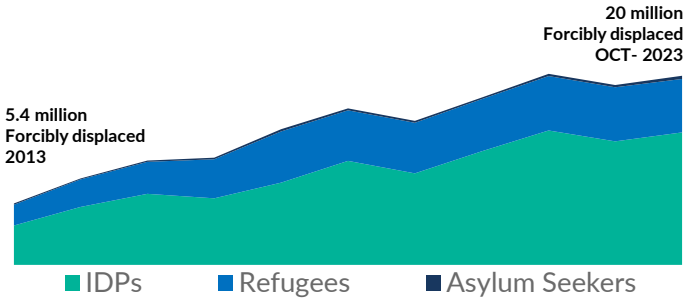

1 in 20

PEOPLE LIVING IN EHAGL REGION ARE FORCIBLY DISPLACED

In 2022, the 11 Countries of the EHAGL region had a population of **397 million**. The 20+ million forcibly displaced individuals represent **5%** of the total EHAGL population.

79%

REFUGEES AND ASYLUM SEEKERS WHO ARE WOMEN OR CHILDREN

55% of refugees and asylum seekers are children, and 24% are adult women.

83 %

REFUGEES AND ASYLUM SEEKERS IN IGAD ARE IGAD CITIZENS

71 %

REFUGEES AND ASYLUM SEEKERS IN EAC ARE EAC CITIZENS *

94 %

REFUGEES AND ASYLUM SEEKERS IN IGAD & EAC ARE IGAD OR EAC CITIZENS

* Not including Somalia

UNHCR The UN Refugee Agency

91% of East and Horn of Africa, and Great Lakes Refugees stay in Africa

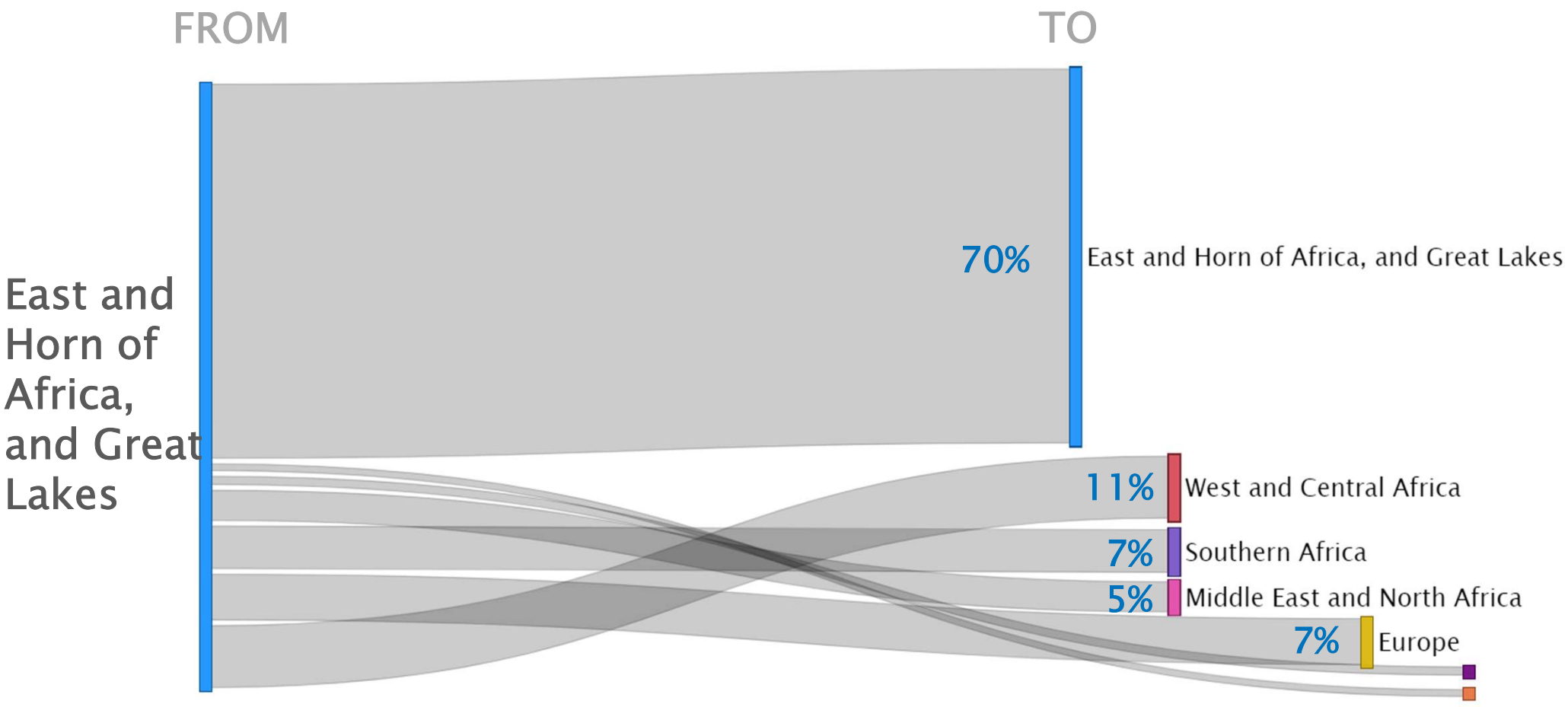

UNHCR
The UN Refugee Agency

Acceleration of Refugee Returns

Total figures in 2023

444,417 in 2023

73,478 in October

top **6** countries in EHAGL

- Burundi
- Ethiopia
- Rwanda
- Somalia
- South Sudan
- Sudan

Type of return

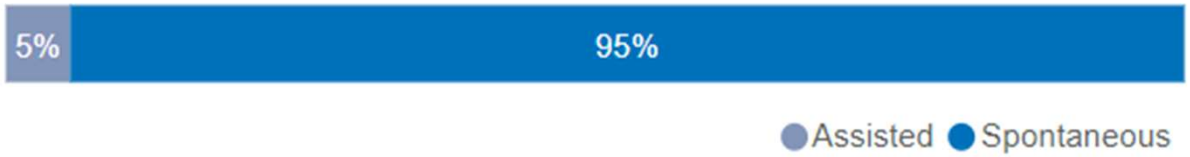

Returns movements flow diagram

Top 10 2023

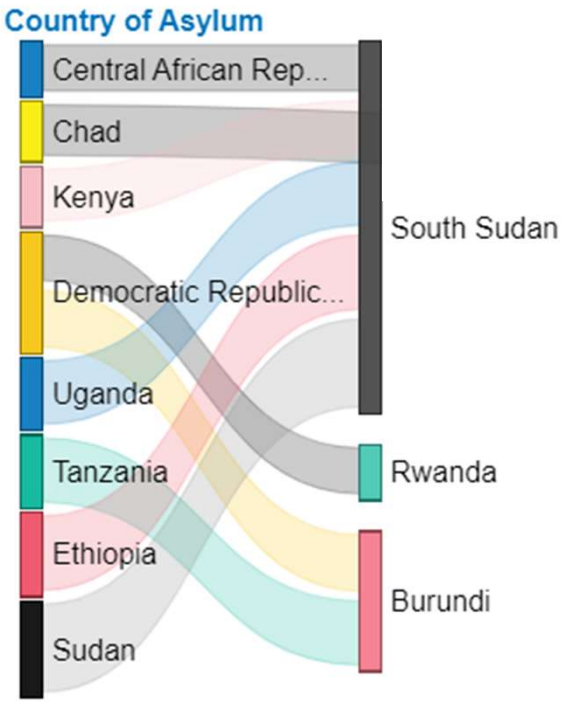

338,160 Total Returns 2021

191,043 Total Returns 2022

371,630 Total Returns 2023

Monthly return trends 2021 - 2023

Hover your mouse over month's figures to see the details of returns by month

UNHCR
The UN Refugee Agency

5% of East and Horn of Africa, and Great Lakes region's Population is forcibly displaced

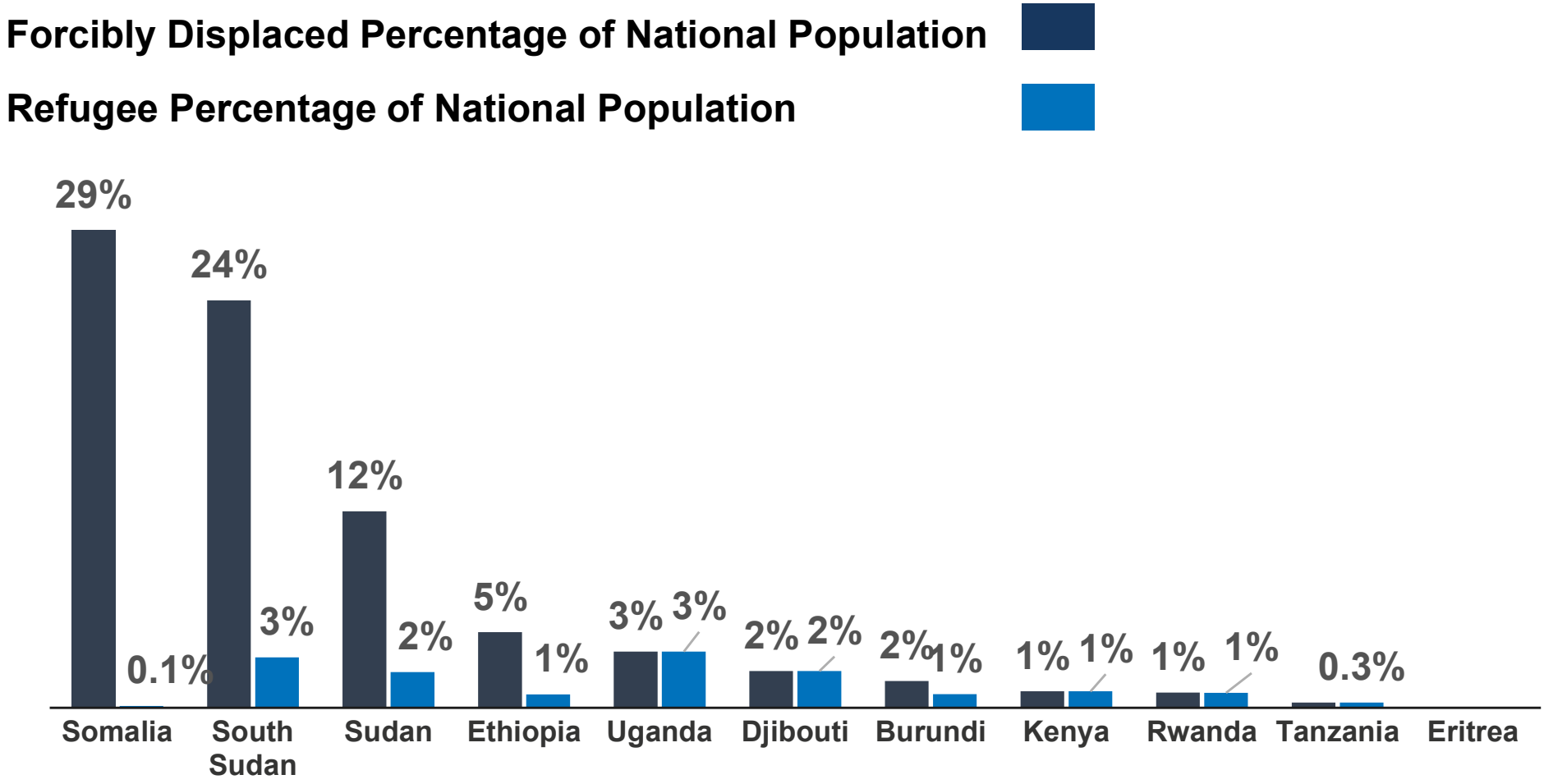

© UNHCR, The UN Refugee Agency

UNHCR
The UN Refugee Agency

Today, conflict is the major driver of internal displacement, but **climate induced displacement** has grown

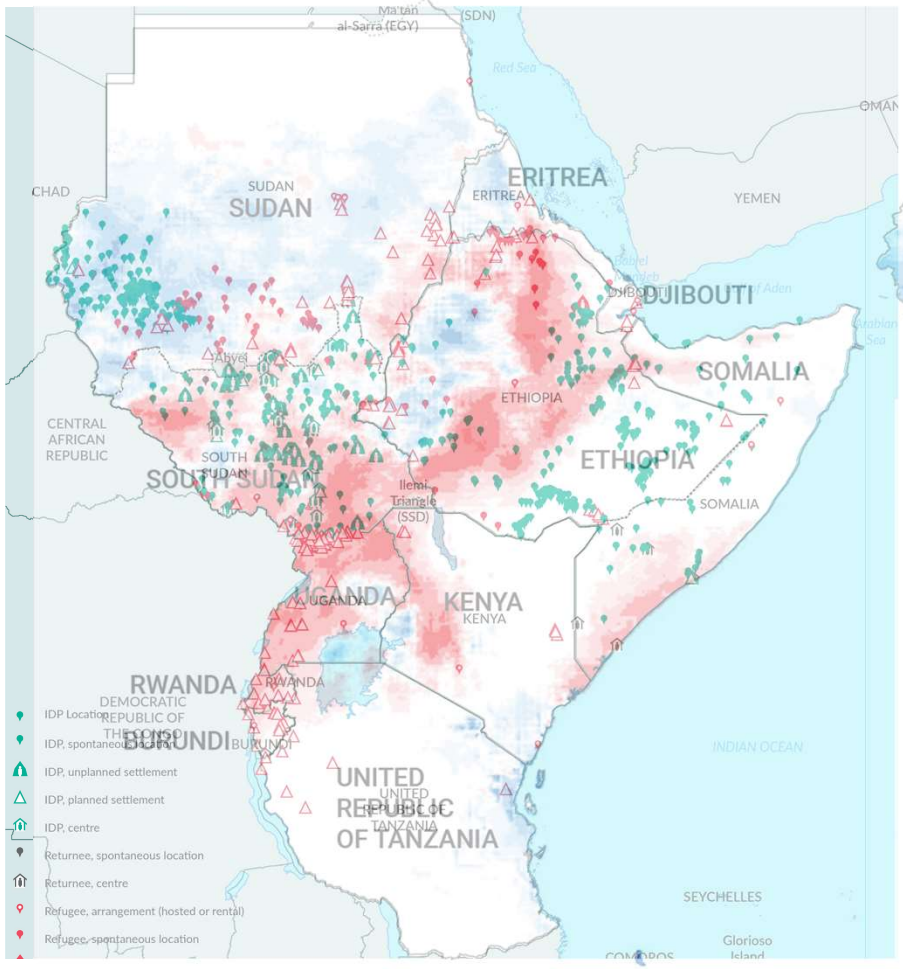

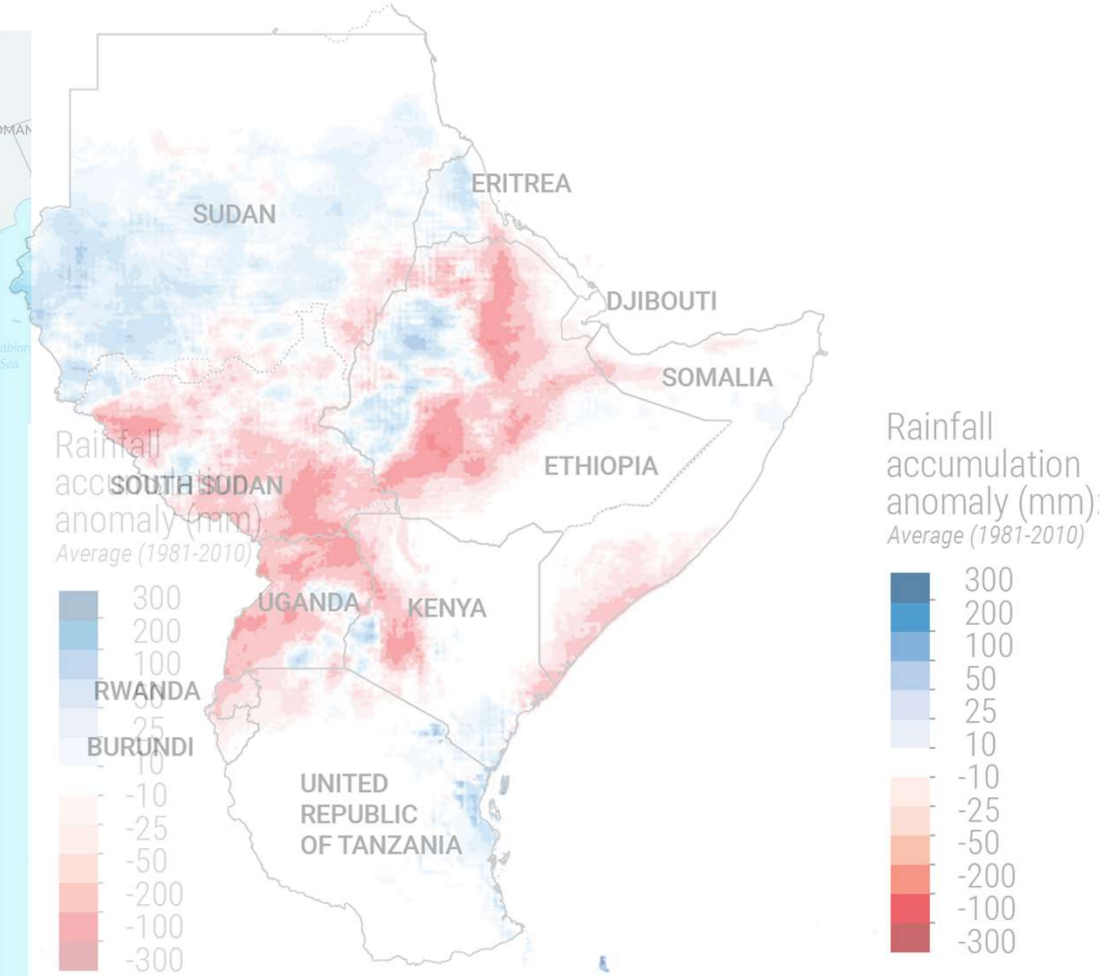

UNHCR
The UN Refugee Agency

The number of forcibly displaced in the region could **double** by 2030

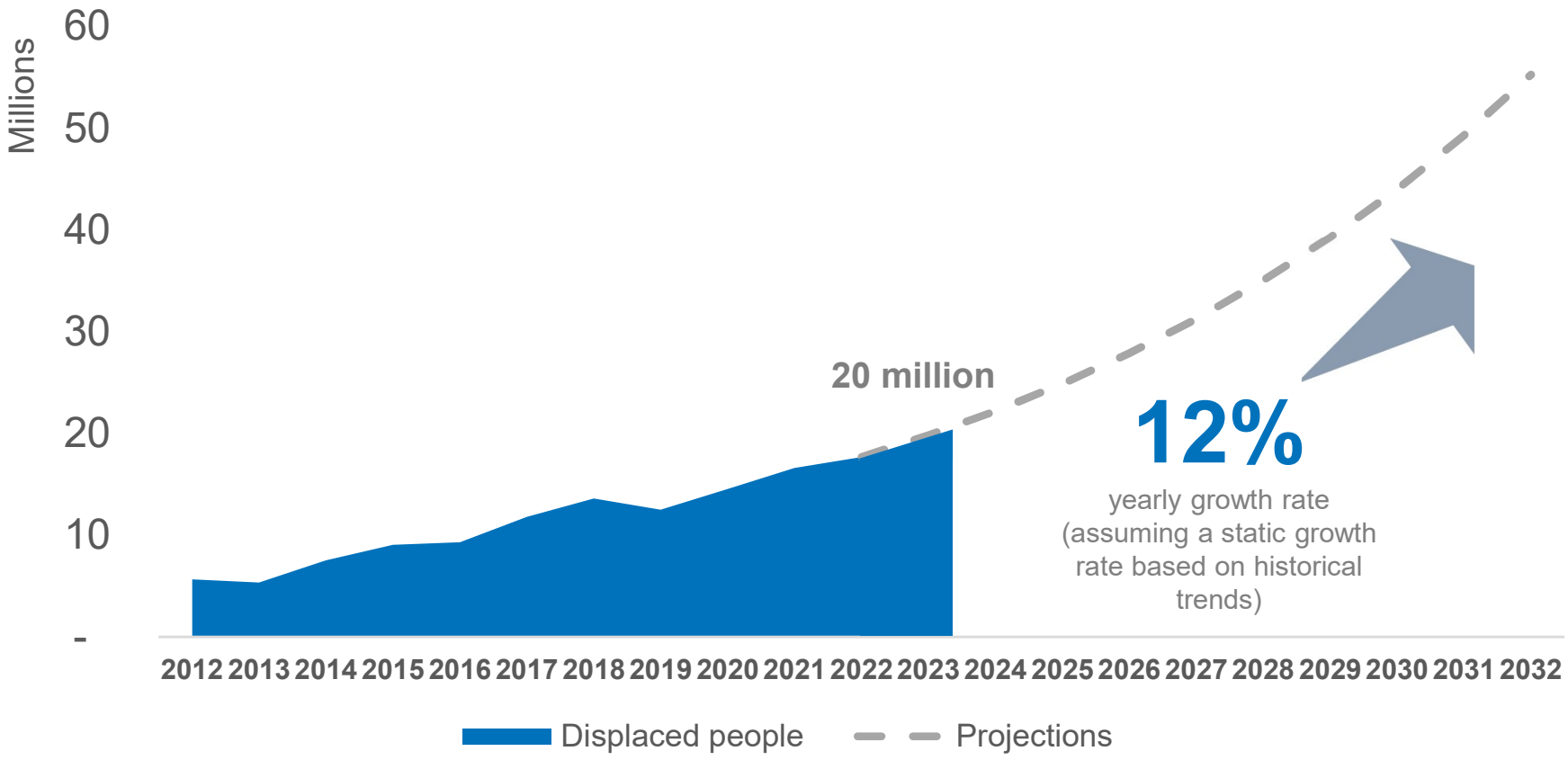

UNHCR
The UN Refugee Agency

END