I. Refugees and Asylum Seekers in urban areas

Key Figures

8 224 Refugees and Asylum Seekers

4800 Refugees and Asylum Seekers biométrically registered

7 595 Registered Refugees

629 Asylum Seekers

Age and Gender of Refugee Population

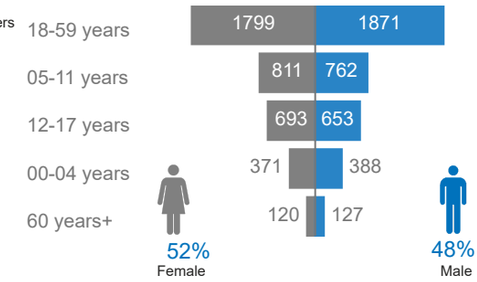

Age and Gender of Asylum Seekers

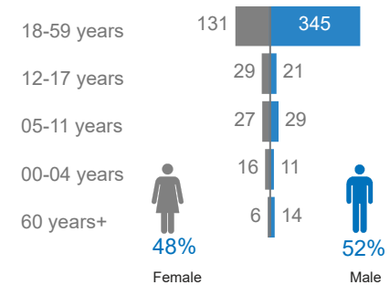

Urbans Asylum Seekers by location

Location	F	M	Total
Bukavu	4	7	11
Goma	49	49	98
Kinshasa	42	57	99
Lubumbashi	114	307	421
Total	**209**	**420**	**629**

Number of Cires	Total
Bukavu	663
Goma	1182
Kinshasa	586
Lubumbashi	808
Total	**3239**

Urbans Refugees by location

Location	F	M	Total
Bukavu	850	703	1553
Goma	1414	1287	2701
Kinshasa	472	505	977
Lubumbashi	1058	1306	2364
Total	**3794**	**3801**	**7595**

Urbans Asylum seekers by country of origin

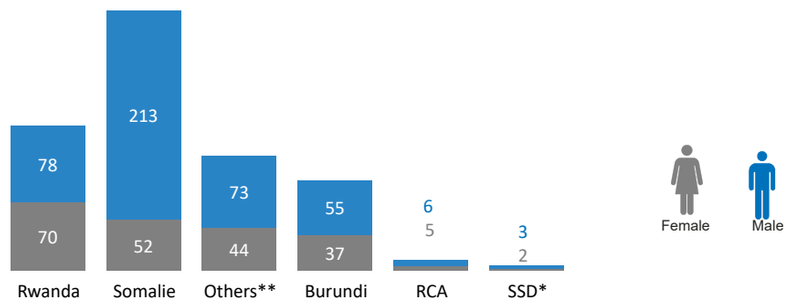

**Syrie(32), Angola(26), République du Congo,(19), Cameroun(11), etc.

Urbans refugees Profile

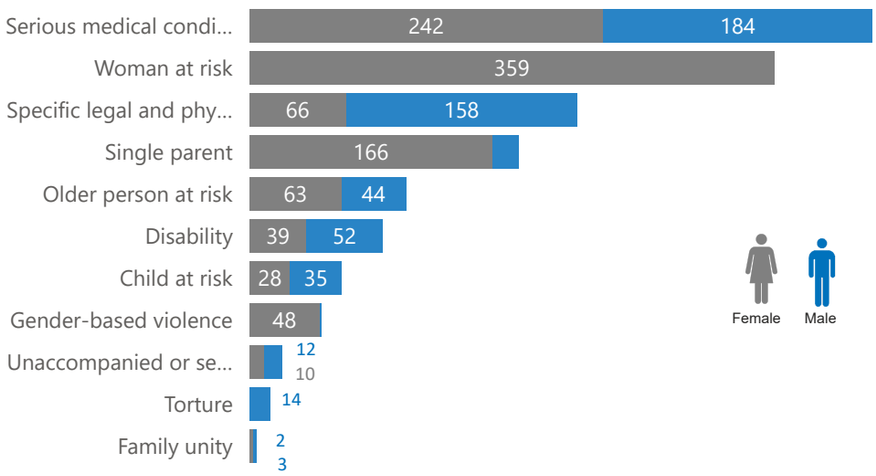

Urbans Refugees by location by country of origin

Location	F	M	Tot
Bukavu	**850**	**703**	**1553**
Burundi	128	149	277
Rwanda	722	554	1276
Goma	**1414**	**1287**	**2701**
Burundi	407	351	758
Ouganda	7	2	9
Rwanda	1000	934	1934
Kinshasa	**472**	**505**	**977**
Angola	65	57	122
Burundi	27	20	47
Congo	63	97	160
Erithrée	4	3	7
Liberia	3	2	5
Ouganda	7	11	18
RCA	154	182	336
Rwanda	115	104	219
Sierra Leonne		1	1
SSD	30	23	53
SUD	1	3	4
Tchad	3	2	5
Lubumbashi	**1058**	**1306**	**2364**
Angola	1	1	2
Burundi	611	805	1416
Congo	0	1	1
Cote d'ivoire	6	4	10
RCA	11	12	23
Rwanda	413	463	876
Somalie	10	11	21
Syrie	6	9	15
Total	**3794**	**3801**	**7595**

Individually recognized refugees living in the cities of Goma, Kinshasa, Lubumbashi and Bukavu are considered urban refugees in the DRCongo. Continuous registration is carried out in these areas. They are all in possession of identity documents issued by the government with UNHCR support.

SSD: South Sudan
SUD: Sudan
RCA: Central African Republic

II. Central African Refugees and Asylum Seekers

Key Figures

211 774 Refugees and Asylum Seekers

155 318 Refugees and Asylum Seekers biometrically registered

211 706 Registered Refugees

68 Asylum Seekers

Age and Gender of Refugee Population

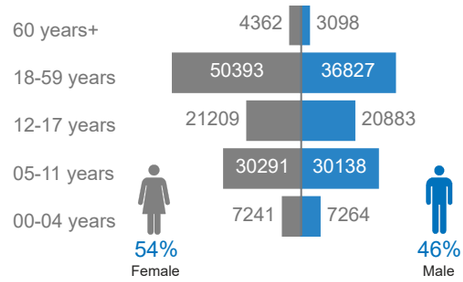

Age and Gender of Asylum Seekers

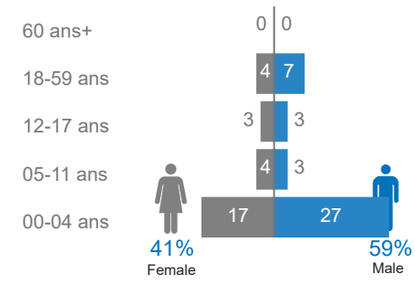

Central African Refugee Population by Type of Location

Rural	In settlements	Urban
161,723	49,624	359
76.39%	23.44%	0.17%

Central african Refugee in settlements

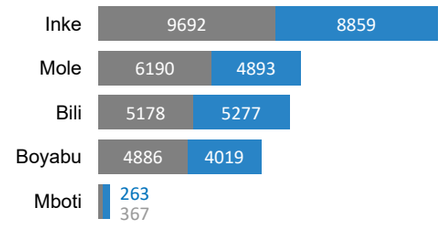

Refugees in the developpement pole

Location	F	M
Modale	3311	2877
nzakara	4766	3906
sidi	3256	3132
wenze	3795	2662
Total	**15128**	**12577**

Locations of Central African Refugee Population in DRC

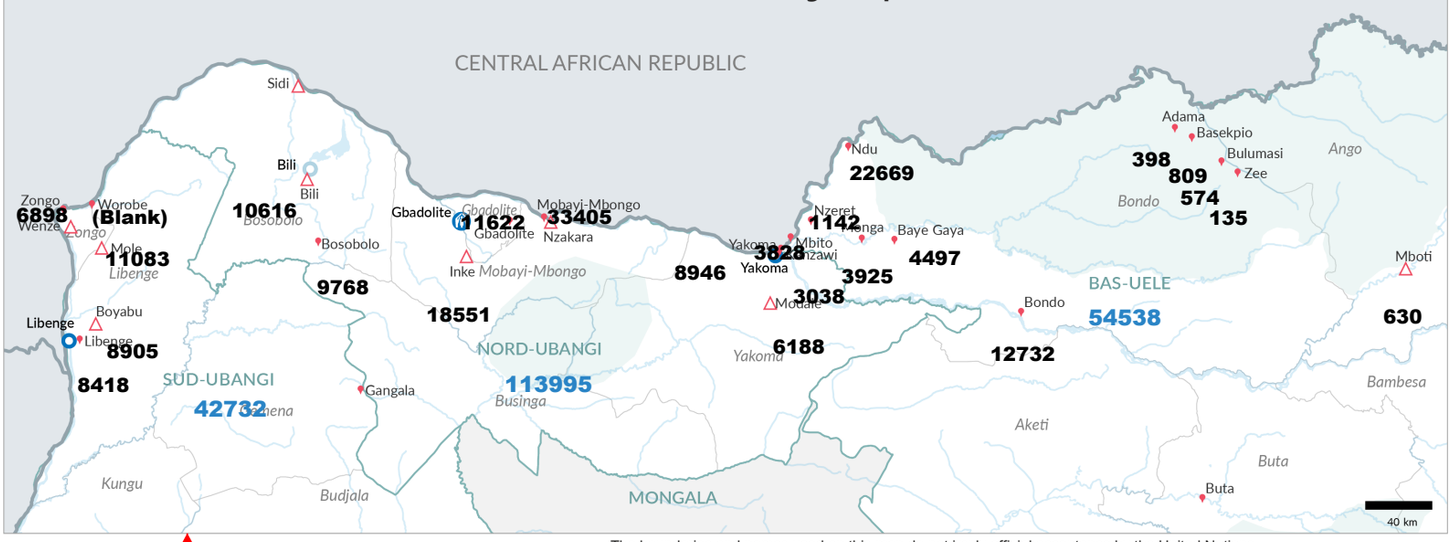

The boundaries and names used on this map do not imply official acceptance by the United Nations.

- Refugee Location
- Refugee Settlement
- UNHCR Sub-Office
- UNHCR Field-Office
- UNHCR Field-Unit
- International Boundary
- Provincial Border
- Other Countries
- Park
- Territorial Border

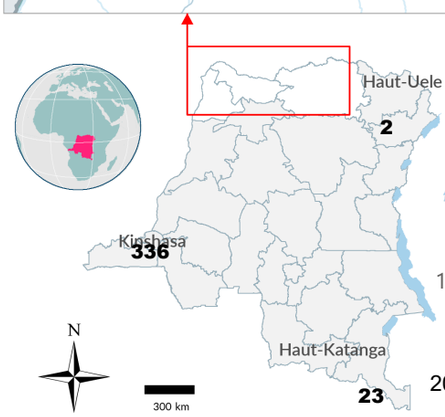

Central African Refugee Population Trend (2016 - 2023)

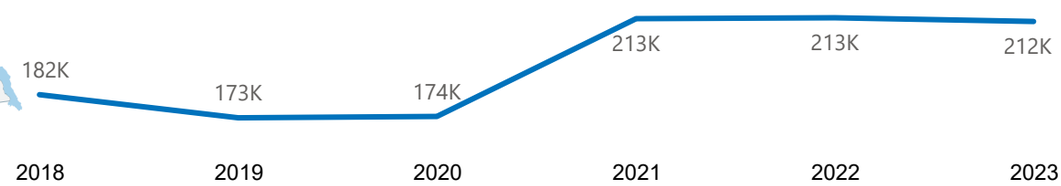

Comments about the figures of Central African refugees

211,774 Central African refugees and asylum seekers in DRC as at 31/12/2023, i.e. **211,706** refugees and **68** asylum seekers with identity documents issued by the government with UNHCR support. This represents an decrease of 0.02% on the November figures, due to repatriation.

III. South Sudanese Refugees and Asylum Seekers

Key Figures

53 552 Reugees and Asylum Seekers

31 400 Refugees and Asylum Seekers biometrically registered

53 307 Registered Refugees

245 Asylum Seekers

Age and Gender of Refugee Population

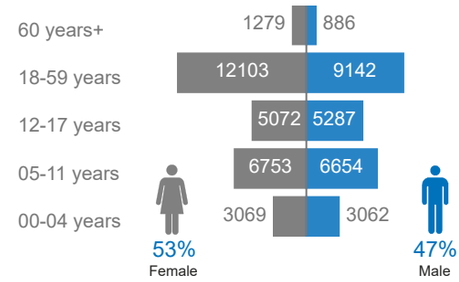

Age and Gender of Asylum Seekers

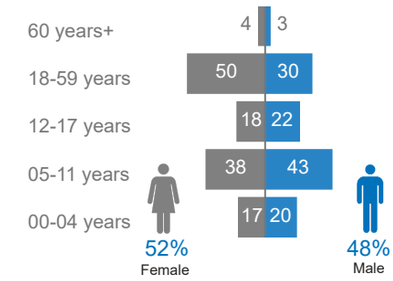

South Sudanese Refugee Population by Type of Location

Rural	In settlements	Urban
18,403	34,851	53
34.52%	65.38%	0.1%

South Sudanese Refugee in settlements

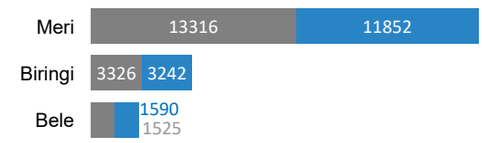

South Sudanese Urban refugee

Location	F	M
Kinshasa	30	23
Total	**30**	**23**

Location of South Sudanese Refugees in DRC

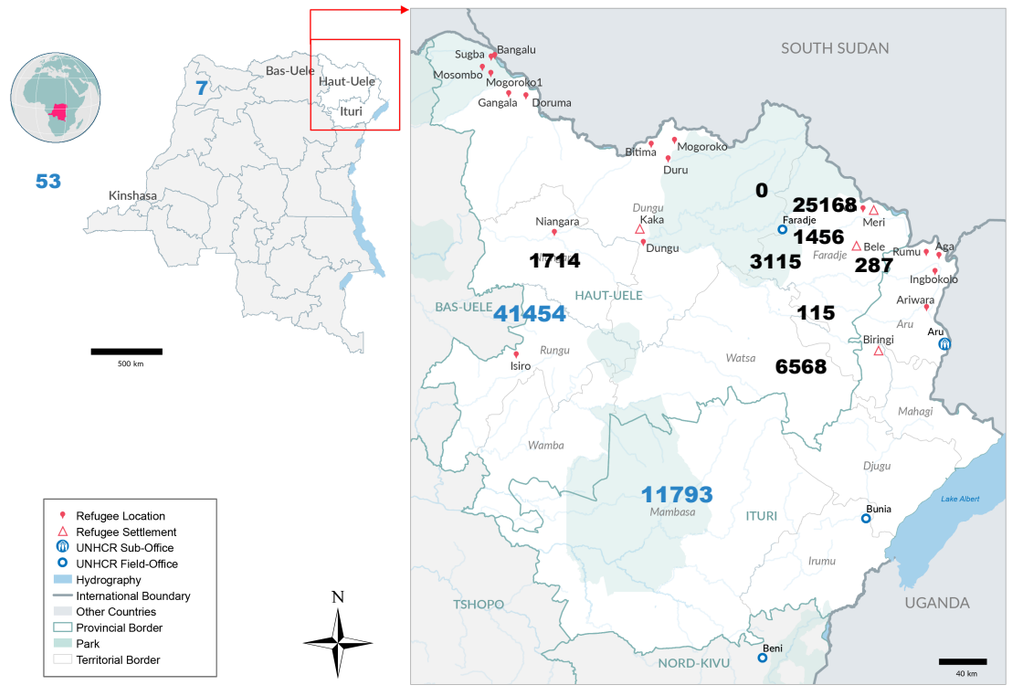

The boundaries and names used on this map do not imply official acceptance by the United Nations.

South Sudanese Refugee Population Trend (2016 - 2023)

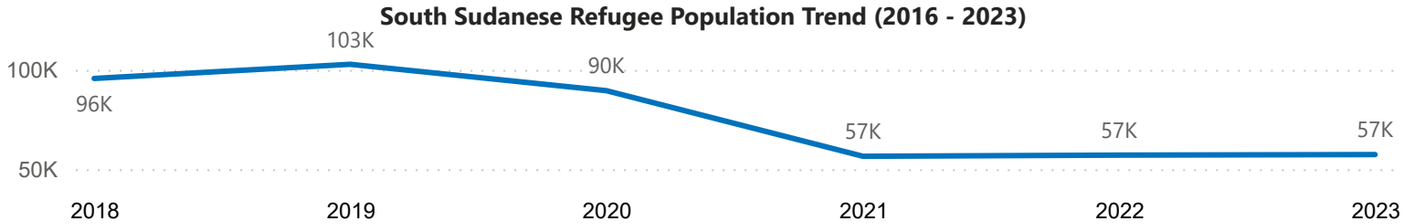

Comments about the figures of South Sudanese refugees

As at 31/12/2023 we have **53,552** South Sudanese refugees and asylum seekers in the DRC with identity documents issued by the government with the support of the UNHCR. This represents a decrease of 0.05% due to the inactivation of a few households absent from the last 3 distributions at the following sites.

IV. Burundian Refugees and Asylum Seekers

Key Figures

52 108 Refugees and Asylum Seekers

31 092 Refugees and Asylum Seekers biométrically registered

49 897 Registered Refugees

2 211 Asylum Seekers

Age and Gender of Refugee Population

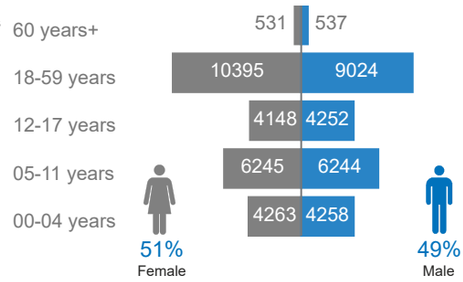

Age and Gender of Asylum Seekers

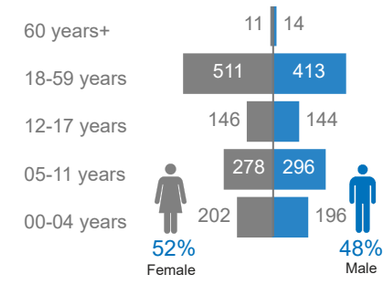

Burundian Refugee Population by Type of Location

Rural	In settlements	Urban
9,235	38,164	2,498
18.51%	76.49%	5.01%

Burundian Refugee in settlements

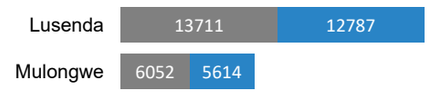

Burudian Urban refugee

Location	F	M
Lubumbashi	611	805
Goma	407	351
Bukavu	128	149
Kinshasa	27	20
Total	**1173**	**1325**

Location of Burundian Refugees in DRC

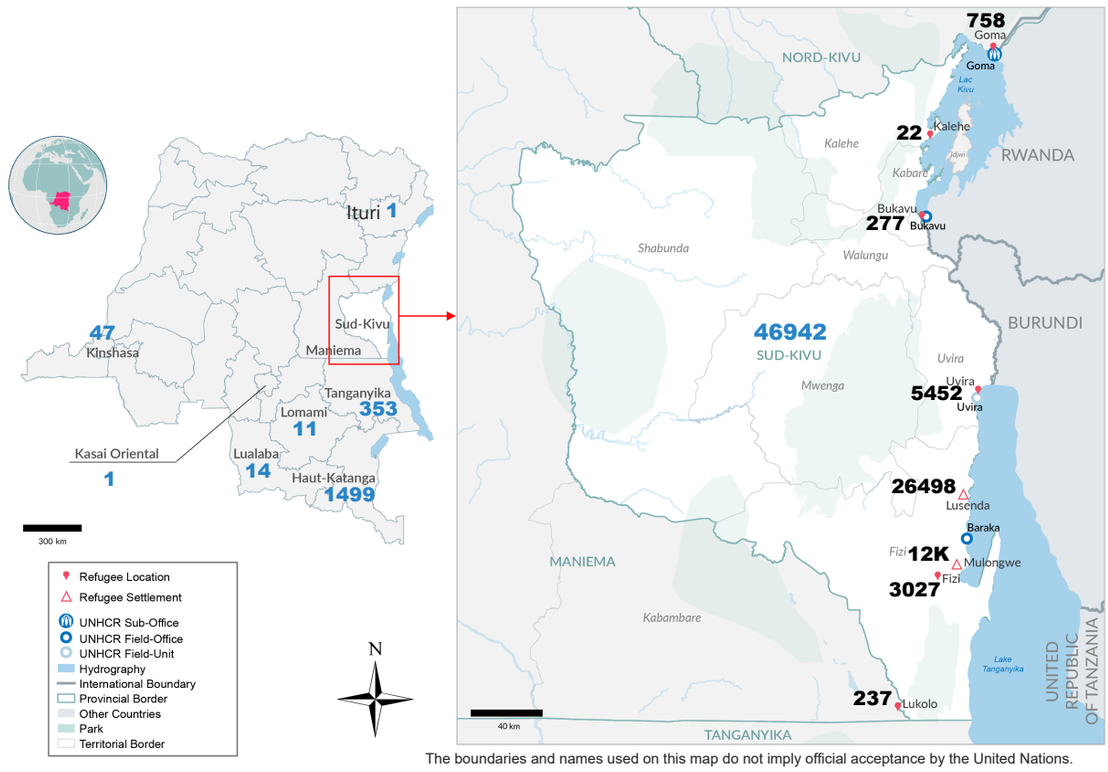

The boundaries and names used on this map do not imply official acceptance by the United Nations.

Burundian Refugee Population Trend (2016 - 2023)

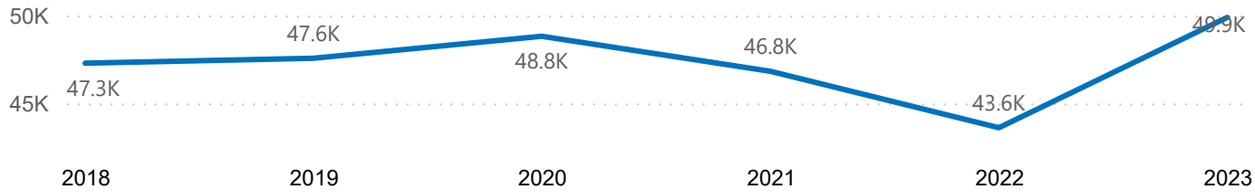

Comments about the figures of Burundian refugees

52,108 Burundian refugees and asylum seekers in the DRC as at 31/12/2023, including **49,897** refugees and **2,211** asylum seekers. This represents an increase of 7% compared to November due to the recognition of Burundian refugee status, and the continuous registration at sites. All refugees and asylum seekers hold identity documents issued by the government with technical support from UNHCR...

V. Rwandese Refugees and Asylum Seekers

Key Figures

207 376 Refugees and Asylum Seekers

75 451 Refugees and Asylum Seekers biométrically registered

207 190 Registered Refugees

186 Asylum Seekers

Age and Gender of Refugee Population

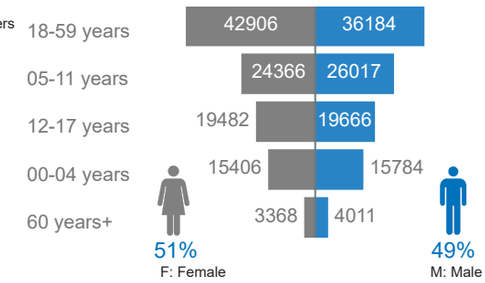

Age and Gender of Asylum Seekers

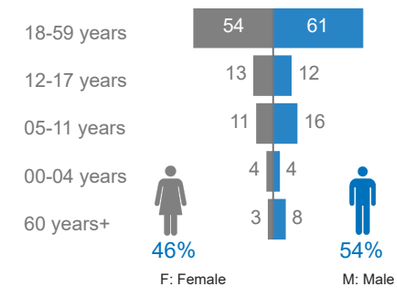

Rwandese Refugee Population by Type of Location

202,885	4 305
97.92%	2.08%
Rural	Urban

Refugee rwandese in province

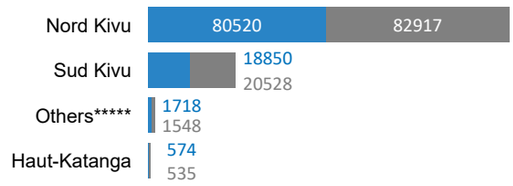

Rwandese Urban refugee

Localisation	F	M
Bukavu	722	554
Goma	1000	934
Kinshasa	115	104
Lubumbashi	413	463
Total	**2250**	**2055**

Location of rwandese Refugees in DRC

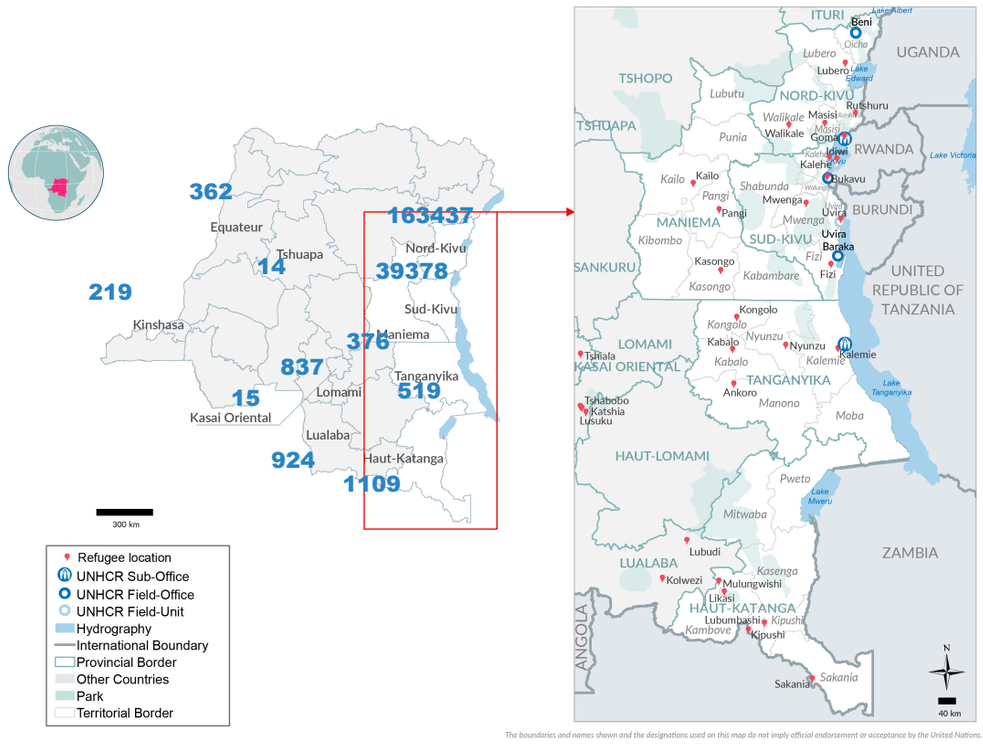

Rwandese Refugee Population Trend (2016 - 2023)

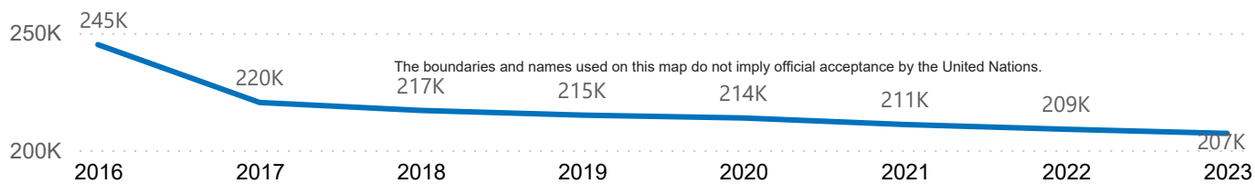

Comments about the figures of rwandese refugees

The presence of armed groups, military operations and inaccessibility in areas with a high concentration of refugees have made it difficult to finalize the Rwandan refugee registration operation in North and South Kivu. Registration continues in accessible areas. The same applies to the ongoing repatriation of Rwandan refugees, 1,924 Rwandans have been repatriated since the beginning of the year 2023.