

- Key findings
- Refugee profiles
- Displacement patterns
- Access to rights #1
- Access to rights #2
- Access to rights #3

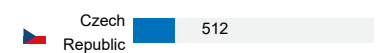
Country: Czech Republic | Interview Month: All | Arrival: All | Oblast: All | Household type: All

To strengthen and promote an evidence-based protection response, UNHCR and its partners in **Czech Republic** have been implementing a Protection Profiling and Monitoring exercise to regularly collect and analyze data about the profiles, protection risks and needs of refugees from Ukraine and monitor changes over time. In October 2023 a revised questionnaire was rolled out. This dashboard presents the main findings based on **512** interviews conducted between **Nov 2023 and Dec 2023**

512
of respondents

1,246
of household members

Sample by country



Methodology

Individual interviews are conducted in different locations, including transit centers, reception centers, and UNHCR office premises. Trained enumerators collect data digitally using the Kobo Toolbox, which is then safely stored in UNHCR's server.

While respondents are randomly selected to reduce bias, non-probability sampling is used. Results cannot necessarily be extrapolated to all refugees from Ukraine. The data for this dashboard has not been weighted.

KEY FINDINGS

Nationality

99%
of respondents were Ukrainian nationals

Gender

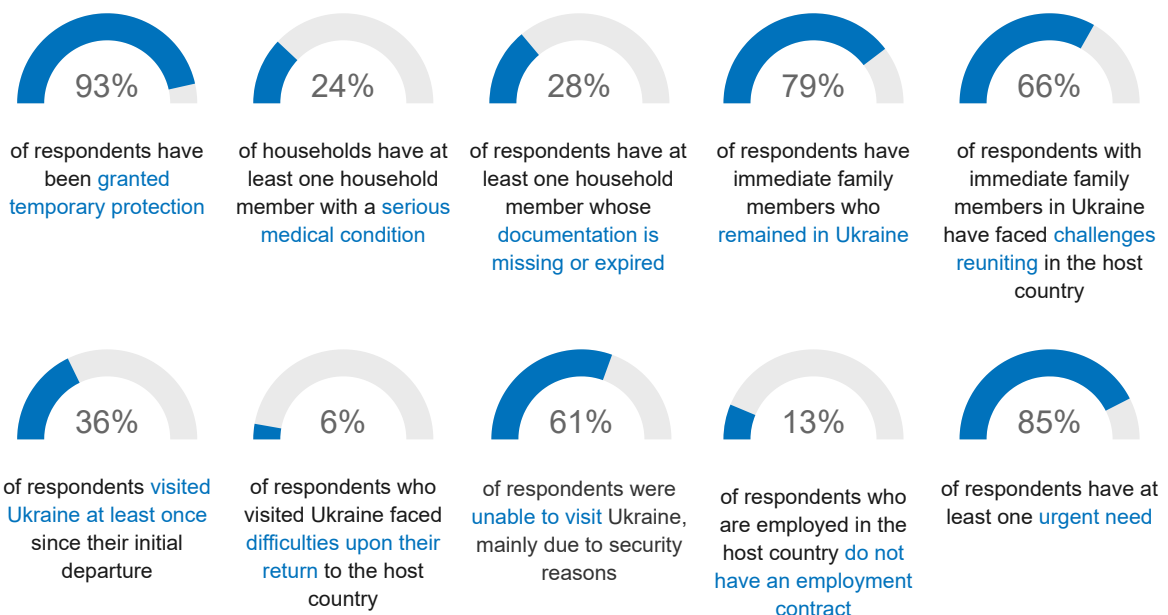
66%
of respondents were female

Age

42
average age of the respondent

Household size

2.4
average size of households



Acknowledgements

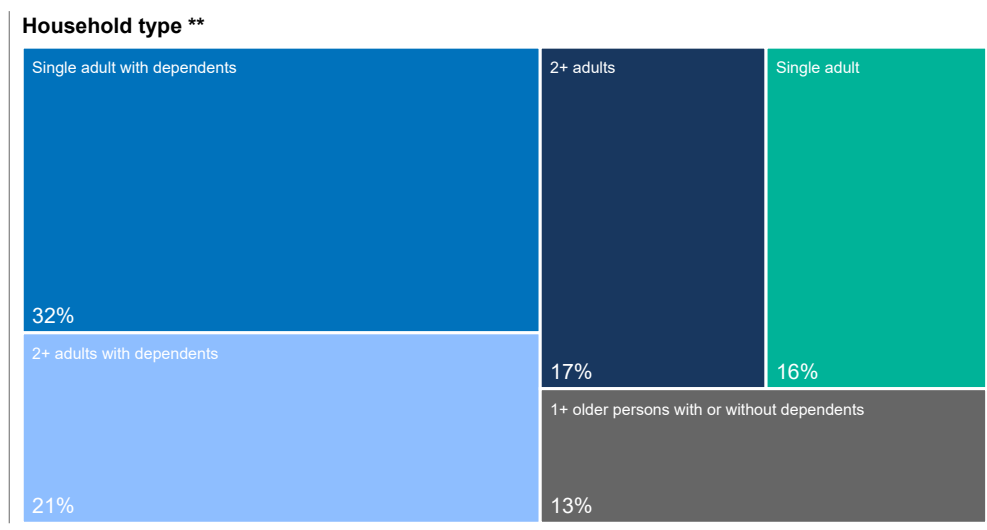
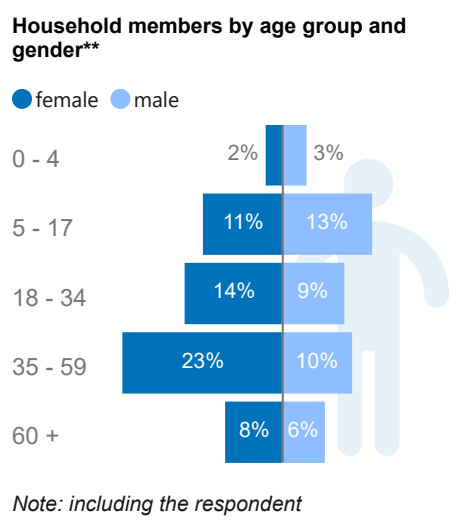
We are grateful for the extensive involvement and support of UNHCR's partners: Organizace Pro Pomoc Uprchlíkům, Sdružení Pro Integraci a Migraci, Slovo 21, and Romodrom.

We are also grateful for the support of local authorities, civil society, international organizations and donors. Most importantly, UNHCR would like to acknowledge the resilience and strength of refugees from Ukraine, who continue to share with us their challenges, fears and hopes.

- Key findings
- Refugee profiles
- Displacement patterns
- Access to rights #1
- Access to rights #2
- Access to rights #3

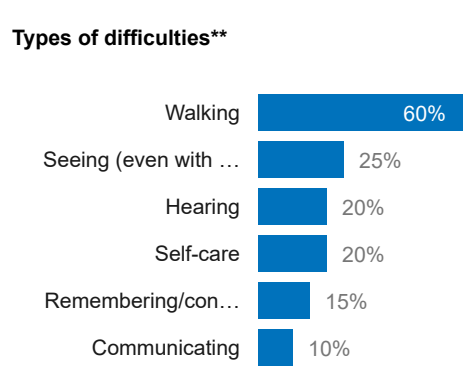
Country: Czech Republic | Interview Month: All | Arrival: All | Oblast: All | Household type: All

HOUSEHOLD CHARACTERISTICS

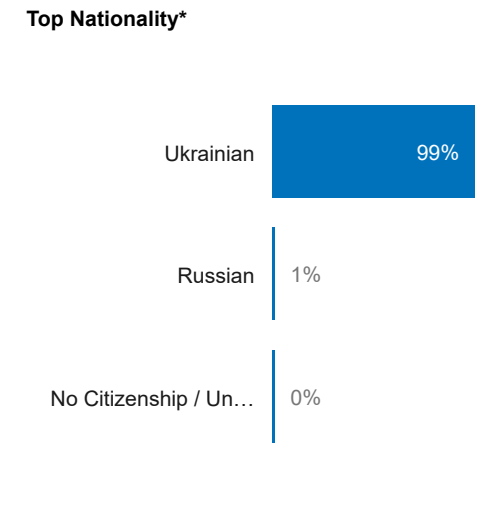

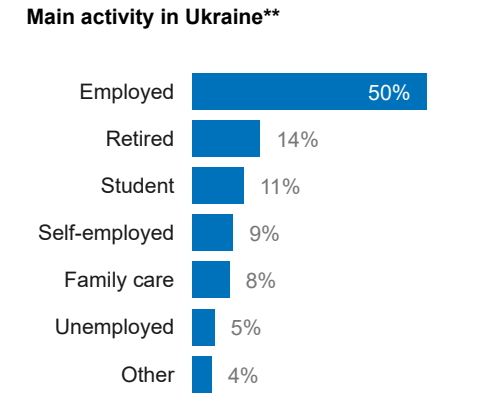
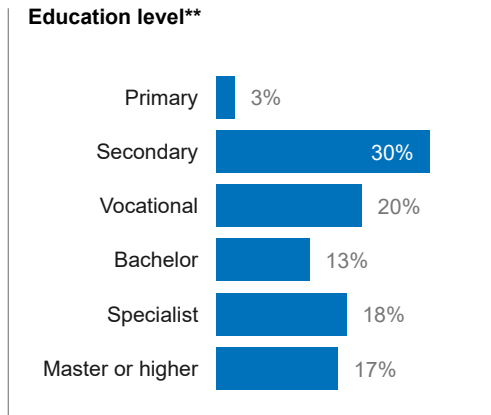


SPECIFIC NEEDS

- 10%**
of households have children who are separated from both parents
- 24%**
of households have at least one family member with a serious medical conditions
- 8%**
of households have at least one family member with a disability



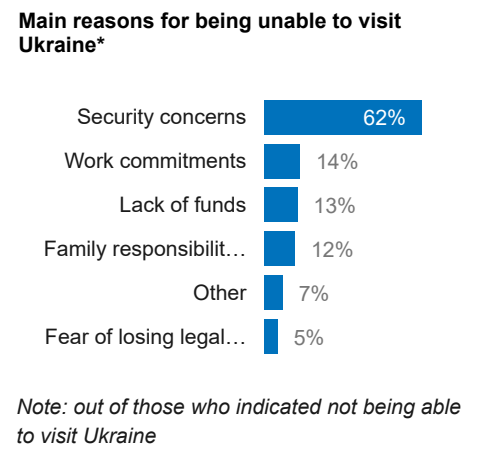
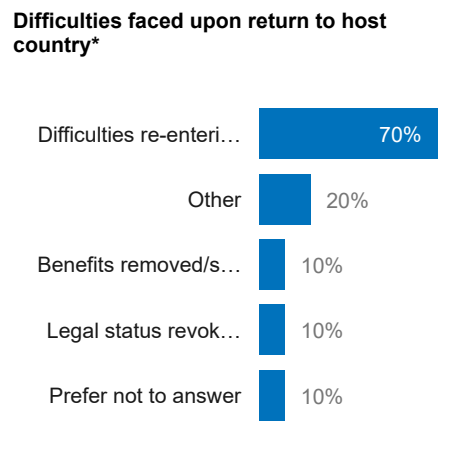
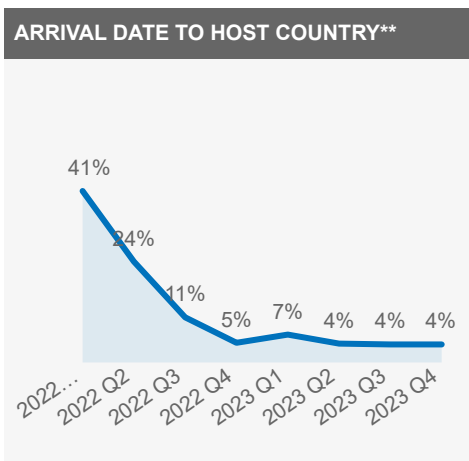
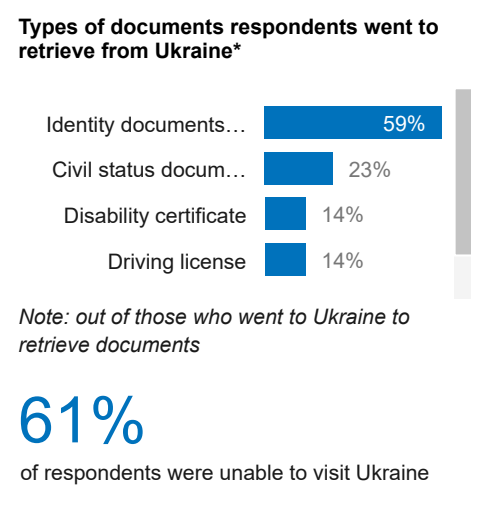
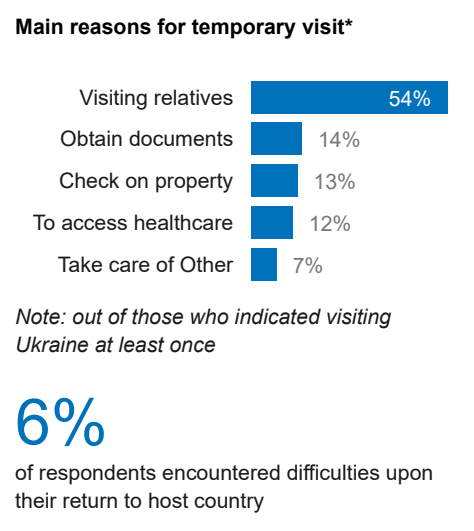
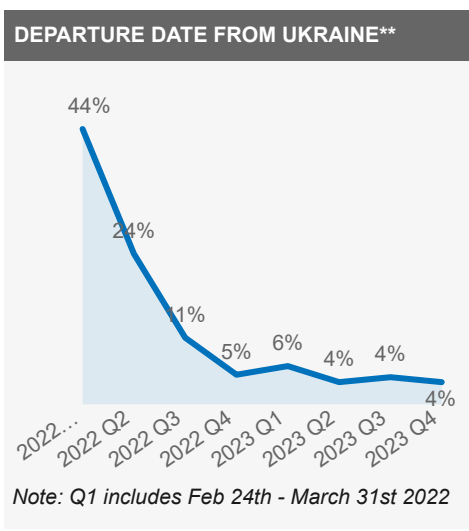
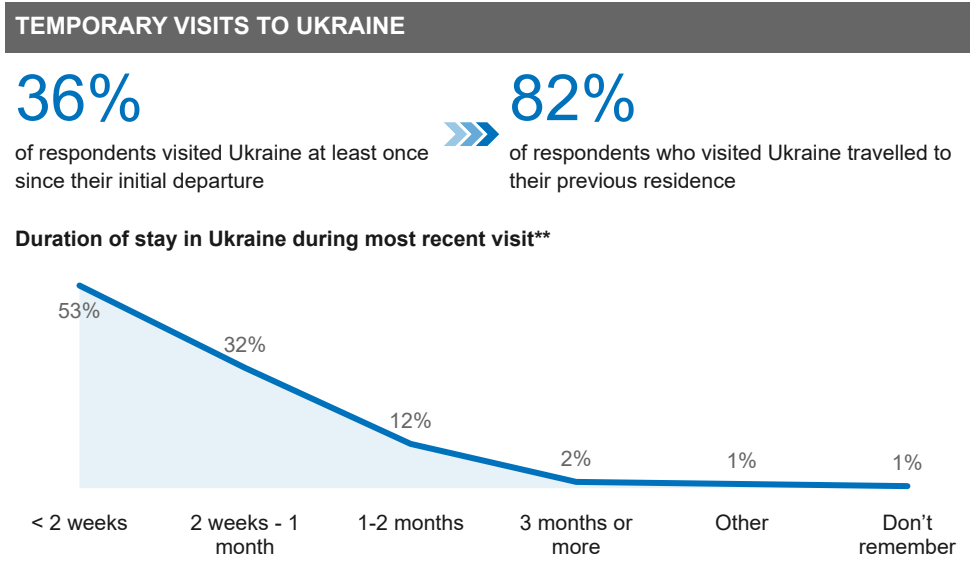
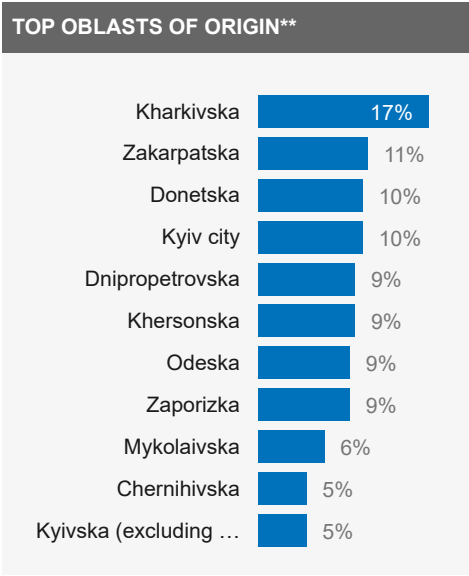
RESPONDENT PROFILE



** Due to rounding some percent totals do not add up to 100%.
* Multiple responses were possible, so percentages can go over 100% when added.

- Key findings
- Refugee profiles
- Displacement patterns
- Access to rights #1
- Access to rights #2
- Access to rights #3

Country: Czech Republic | Interview Month: All | Arrival: All | Oblast: All | Household type: All



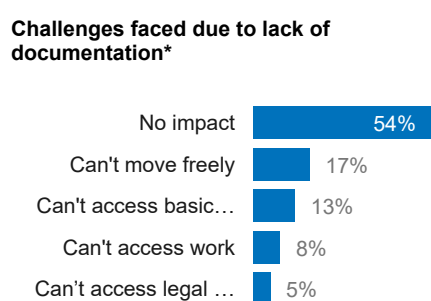

** Due to rounding some percent totals do not add up to 100%.
* Multiple responses were possible, so percentages can go over 100% when added.

- Key findings
- Refugee profiles
- Displacement patterns
- Access to rights #1
- Access to rights #2
- Access to rights #3

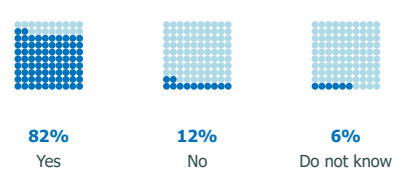
Country: Czech Republic | Interview Month: All | Arrival: All | Oblast: All | Household type: All

IDENTITY DOCUMENT

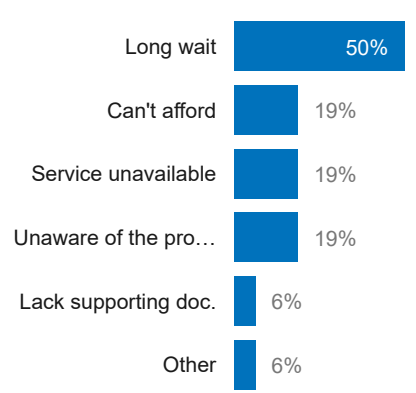
28%
of respondents have at least one household member missing documentation or whose documents have expired



Ability to replace/renew documentation in the host country**

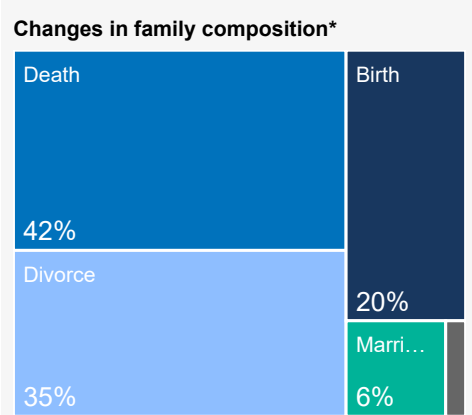


Reasons for inability to renew/replace documentation in the host country*



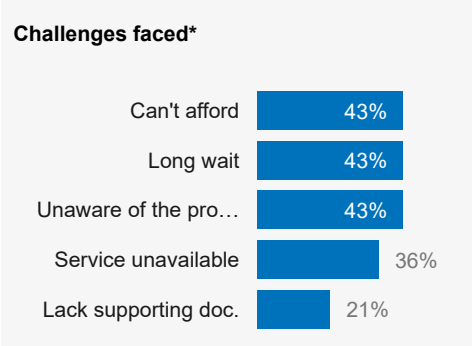
REGISTRATION OF VITAL EVENTS

17%
of respondents reported changes in family composition since their initial departure from Ukraine

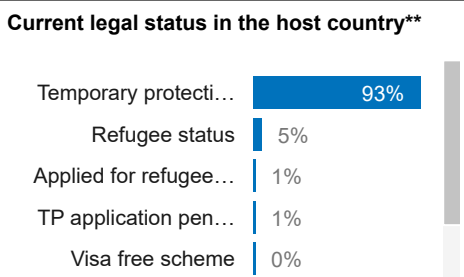


19%
of respondents faced challenges in registering vital events and obtaining corresponding documents in the host country

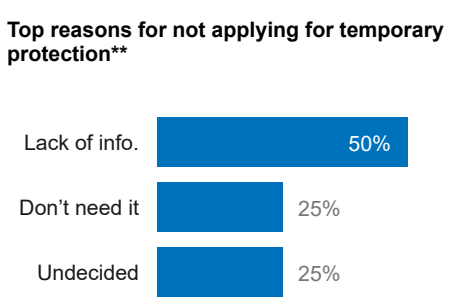
Note: Out of those who reported changes in their family composition



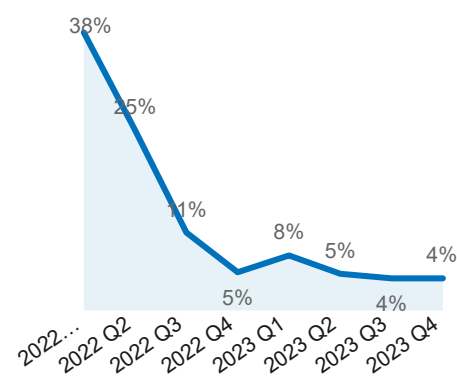
LEGAL STATUS IN THE HOST COUNTRY



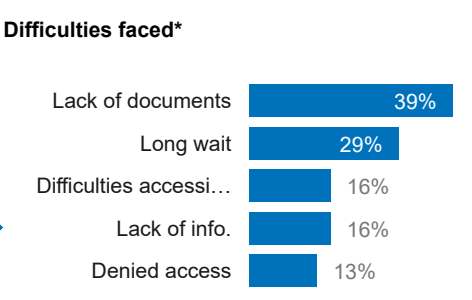
Note: This data does not include results from Belarus



Timeline of application for temporary protection**



8%
of respondents faced difficulties during the temporary protection application/extension process



** Due to rounding some percent totals do not add up to 100%.
* Multiple responses were possible, so percentages can go over 100% when added.

Key findings

Refugee profiles

Displacement patterns

Access to rights #1

Access to rights #2

Access to rights #3

Country: Czech Republic | Interview Month: All | Arrival: All | Oblast: All | Household type: All

FAMILY REUNIFICATION

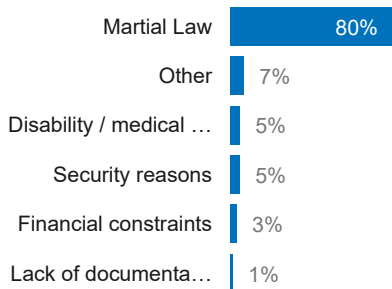
79%

of respondents have immediate family members who **remained in Ukraine**

66%

of respondents have **faced difficulties** reuniting with immediate family members who remained in Ukraine

Factors preventing reunification*



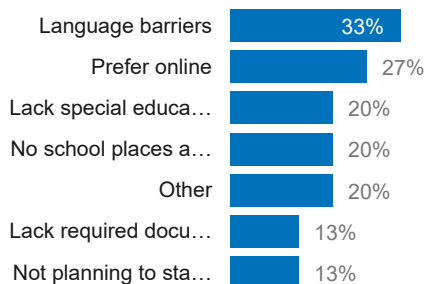
Note: out of respondents who have immediate family members who remained in Ukraine

EDUCATION

11%

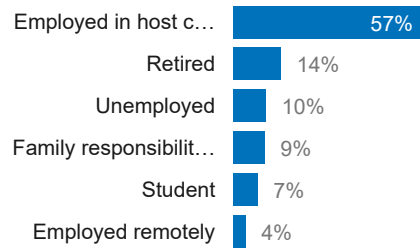
of households with school-aged children reported at least one child **not registered** for education in the host country

Reasons for not enrolling children in the host country*



ACCESS TO WORK

Current main activity **



13%

of respondents do not have an employment contract

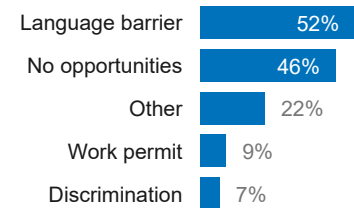
21%

of respondents reported working excessively long hours

2%

of respondents reported the confiscation of their documentation (e.g. passport) by their employer

Barriers to accessing employment *



Note: out of those who indicated being unemployed

Access to earnings**



Legend: Only partially (light blue), Yes, but irregular payment (medium blue), Yes (dark blue), No (red)

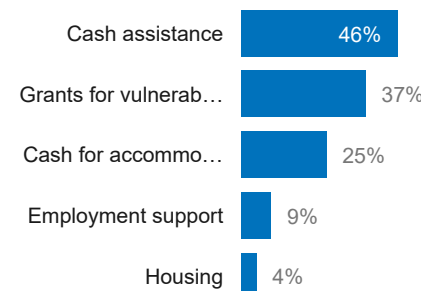
Note: out of those who are currently employed

SOCIAL PROTECTION

71%

of respondents or their household members have **applied** for government-provided social protection benefits

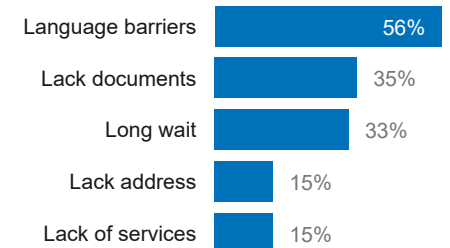
Types of social protection benefits*



25%

of respondents or their household members **experienced challenges** accessing social protection benefits

Challenges faced*



Note: out of those who applied

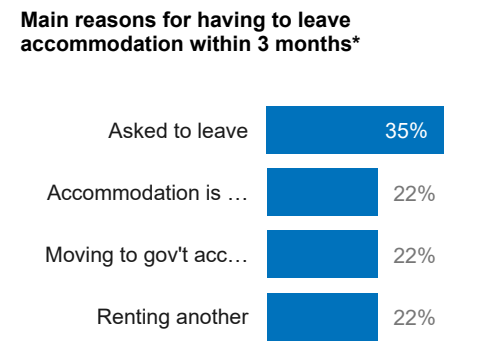
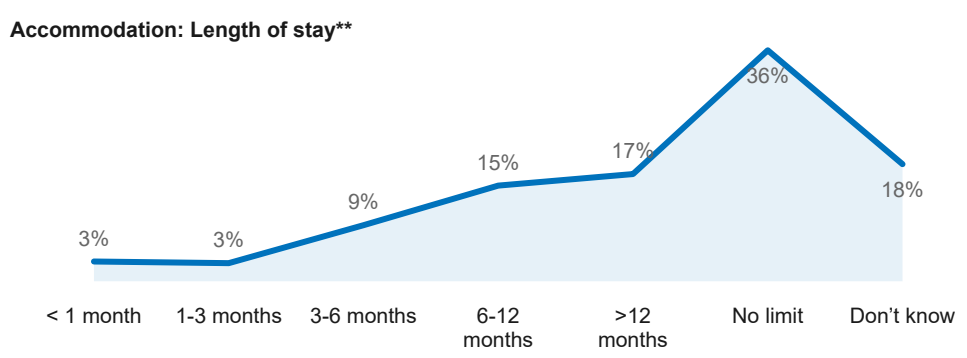
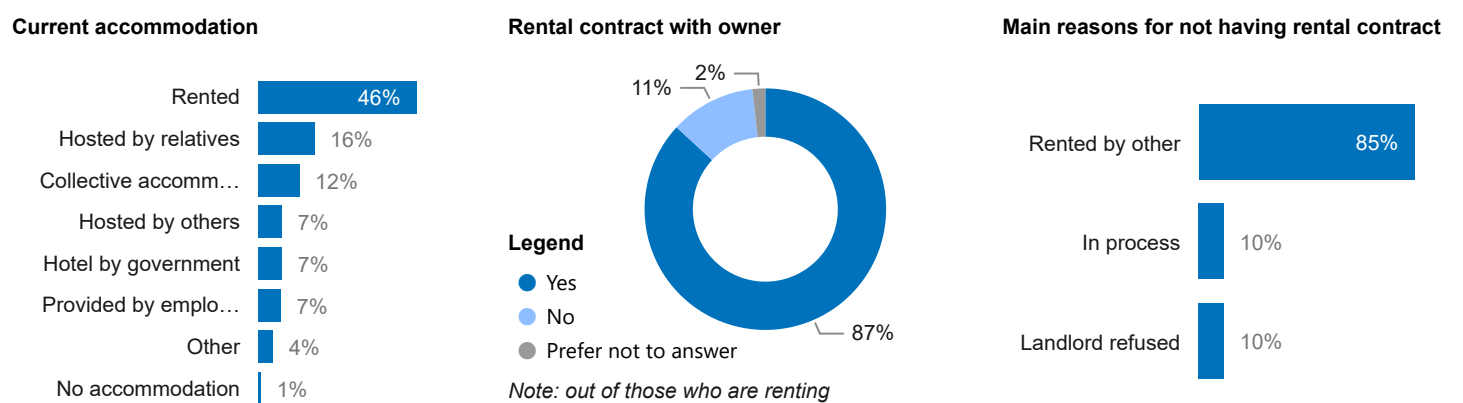
** Due to rounding some percent totals do not add up to 100%.

* Multiple responses were possible, so percentages can go over 100% when added.

- Key findings
- Refugee profiles
- Displacement patterns
- Access to rights #1
- Access to rights #2
- Access to rights #3

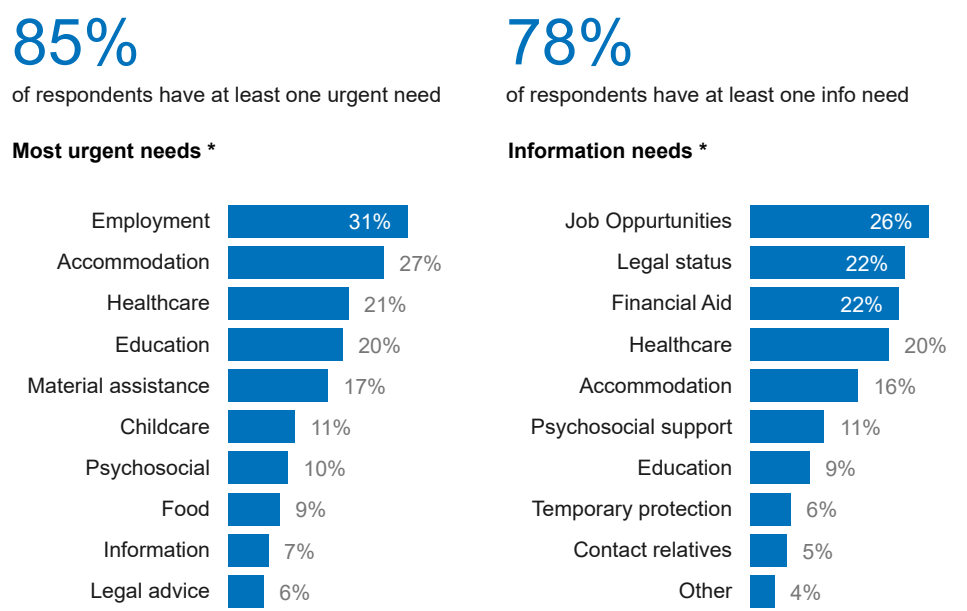
Country: Czech Republic | Interview Month: All | Arrival: All | Oblast: All | Household type: All

ACCOMMODATION

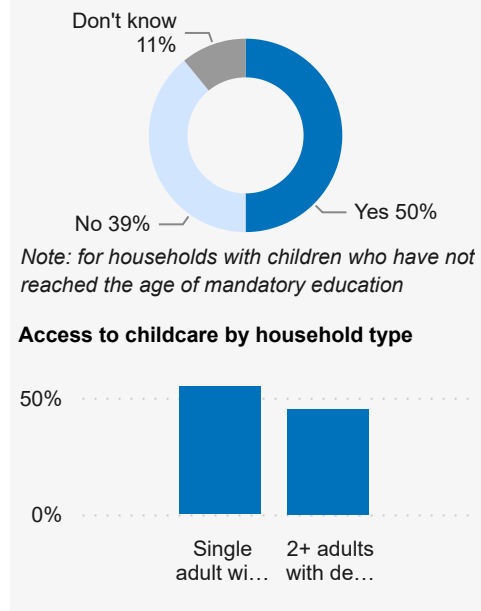


Note: On access to accommodation, to ensure that the findings are not affected by place of interview, interviews conducted in collective shelters have been excluded from the analysis.

URGENT NEEDS



ACCESS TO CHILDCARE



** Due to rounding some percent totals do not add up to 100%.
 * Multiple responses were possible, so percentages can go over 100% when added.