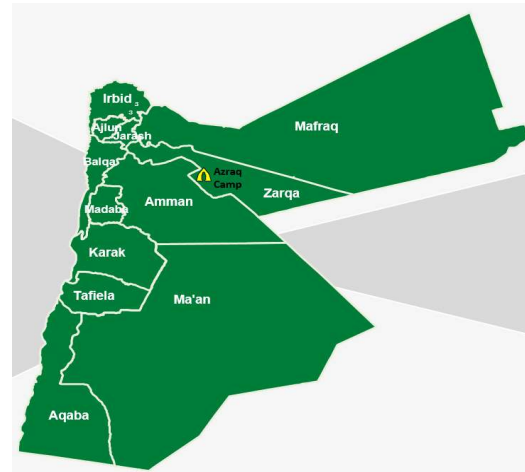
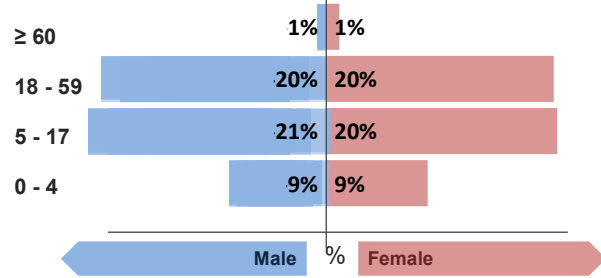




Refugee population

Total refugee population: **41,122**

Demographic breakdown:



Key facts

Camp opened:
May 2014

Indicators at a glance

1 Health utilisation rate	5.2	X
2 Number of consultations per clinician per day	42	✓
3 Hospitalisation rate (/1000/month)	5.3	
4 % deliveries attended by skilled personnel	99%	✓
5 Crude Mortality Rate (CMR) (/1000/month)	0.1	✓
6 Under-five Mortality Rate (U5MR) (/1000/month)	0.3	✓
7 Neonatal Mortality Rate (NNMR) (/1000 livebirths)	17.1	X

Notes

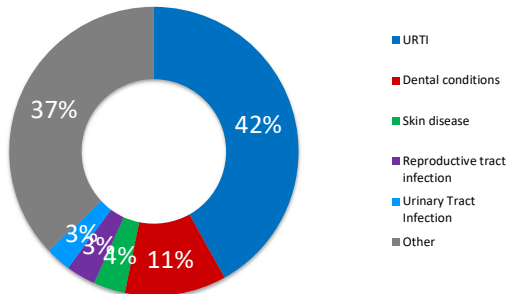
This public health profile for Azraq refugee camp is compiled from health facility data from the following partners:

- IMC Hospital
- IMC Clinic Village 5
- AMR Clinic Village 2
- AMR Comprehensive Health Facility
- IRC RH Services

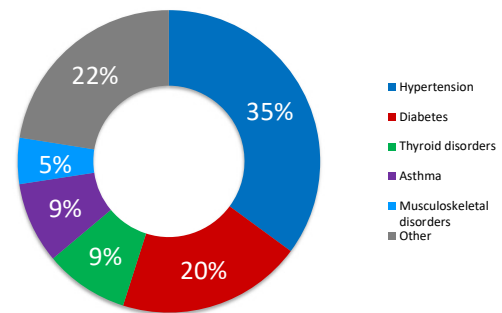
Data is collected using standardised Health Information System (HIS) data collection and reporting tools and aims to be as accurate as possible.

Morbidity

Acute health conditions (%)



Chronic health conditions (%)

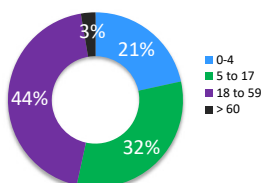


Top 5 acute health conditions

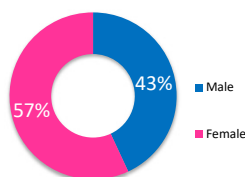
Rank	Condition	% morbidity	# of cases
1	URTI	42%	21,770
2	Dental conditions	11%	5,926
3	Skin disease	4%	1,848
4	Reproductive tract infection	3%	1,722
5	Urinary Tract Infection	3%	1,476
-	Other	37%	19,279

Breakdown of acute health conditions

by age



by gender

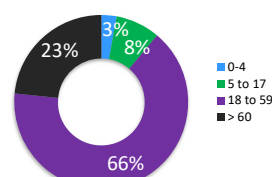


Top 5 chronic health conditions

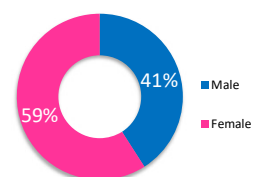
Rank	Condition	% morbidity	# of cases
1	Hypertension	35%	1,396
2	Diabetes	20%	786
3	Thyroid disorders	9%	359
4	Asthma	9%	345
5	Musculoskeletal disorders	5%	196
-	Other	22%	893

Breakdown of chronic health conditions

by age



by gender



Public Health

Health Impact

	Indicator	Standard	
Crude Mortality Rate (CMR) (/1000/month)	0.1	< 0.75	✓
Under-five Mortality Rate (U5MR) (/1000/month)	0.3	< 1.5	✓
Neonatal Mortality Rate (NNMR) (/1000 livebirths)	17.1	< 12	✗

Access and utilization

Total number of consultations	68,926		
Health utilisation rate	5.2	1 - 4	✗
No. of consultations per trained clinician per day	42	< 50	✓

Outbreak Alert and Response

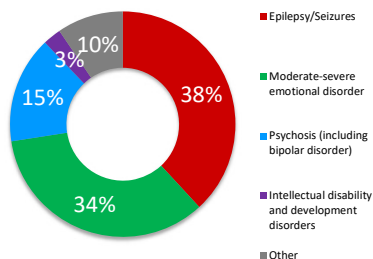
	Indicator	Standard
Number of outbreaks reported	0	
% of outbreaks investigated within 48 hours		100%

Laboratory

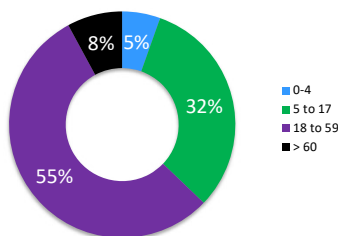
Number of laboratory samples	18,140
------------------------------	--------

Breakdown of mental health conditions

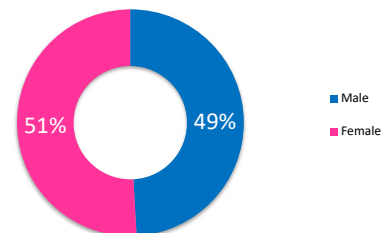
By cause



By age

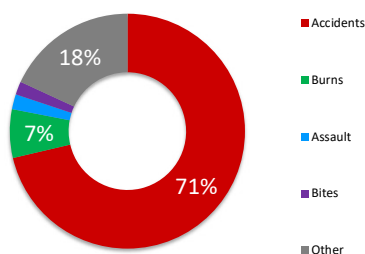


By gender

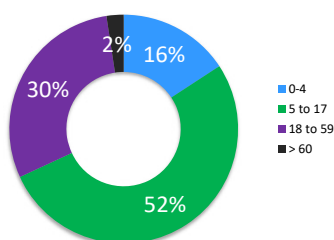


Breakdown of injuries

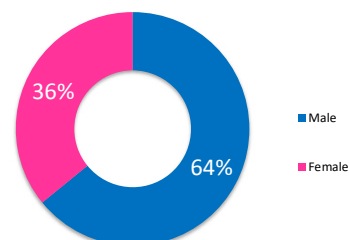
By cause



By age



By gender



In-patient and referral

In-patient department

	Indicator	Standard	
Hospitalisation rate (/1000/year)	63.0	50 - 150	
Bed occupancy rate	55%	> 75%	✗
Mean length of stay for authorised discharges (days)	2.0		

Reproductive Health

Antenatal care

	Indicator	Standard	
Coverage of antenatal care (4 or more visits)	93%	≥ 90%	✓
Coverage of TT vaccination	30%	≥ 90%	✗
Coverage of anaemia screening in pregnancy	95%	≥ 90%	✓

Delivery care

Proportion of deliveries attended by skilled personnel	99%	≥ 90%	✓
Proportion of deliveries performed by caesarean section	27%	5 - 15%	✗
Proportion of low birth weight deliveries (<2500g)	6%	< 15%	✓

Maternal mortality

Number of maternal deaths reported	0		
% of maternal deaths investigated within 48 hours	0%	100%	

Postnatal care

	Indicator	Standard	
Coverage of postnatal care	71%	≥ 90%	✗

Sexual and Gender-based Violence

Incidence of rape (reported cases/10,000/year)*	0.0		^
% of rape survivors who received PEP** < 72 hours		100%	^
% of rape survivors who received ECP*** < 120 hours		100%	^
% of rape survivors who received STI**** prophylaxis < 2 wks		100%	^

*Only includes rapes reported at health facilities **Post-exposure prophylaxis ***Emergency contraceptive pill
****Sexually transmitted infection

UNHCR gratefully acknowledges the support of the following partners:

