

SPAIN Weekly snapshot - Week 13 (25 - 31 Mar 2024)

The charts below are based on figures from the Ministry of Interior and UNHCR estimates. All figures are provisional and subject to change

Refugees & migrants: sea and land arrivals in week 13¹



Arrivals in Spain

16,575
 Arrivals as of 31 Mar 2024²
+279%
 Dif. 2023

16,444
 Sea Arrivals²
 Dif. 2023: +288%

131
 Land Arrivals²
 Dif. 2023: -2%

527
 Arrivals Week 13¹
 Dif. last week: +14%
 Dif. 2023: +101%

Western Mediterranean

3,278
 Arrivals as of 31 Mar 2024²
+52%
 Dif. 2023

3,147
 Sea Arrivals²
 Dif. 2023: +55%

131
 Land Arrivals²
 Dif. 2023: -2%

92
 Arrivals Week 13¹
 Dif. last week: -56%
 Dif. 2023: -51%

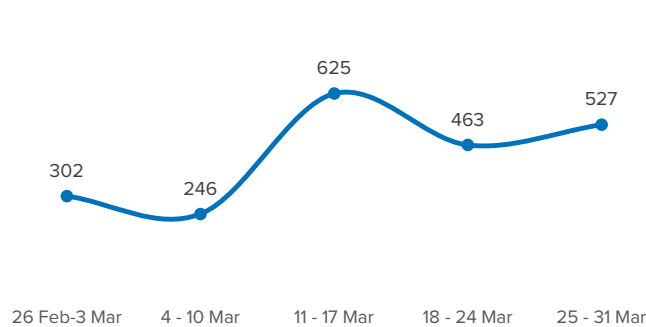
Northwest African maritime (Canary Islands)

13,297
 Arrivals as of 31 Mar 2024²
+501%
 Dif. 2023

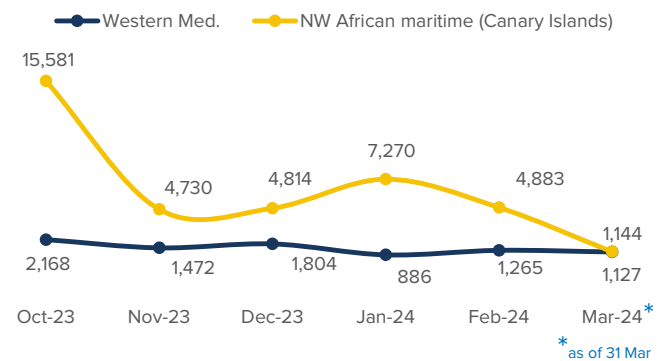
13,297
 Sea Arrivals²
 Dif. 2023: +501%

435
 Arrivals Week 13¹
 Dif. last week: +70%
 Dif. 2023: +486%

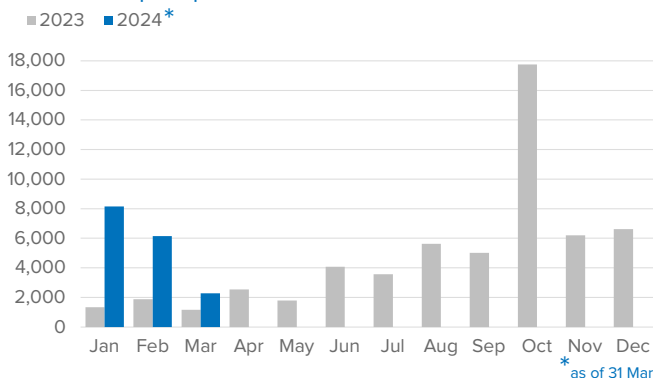
Arrivals in Spain during the last five weeks¹



Arrivals in Spain by route during the last six months²



Arrivals in Spain per month²



Arrivals in Spain per year²

