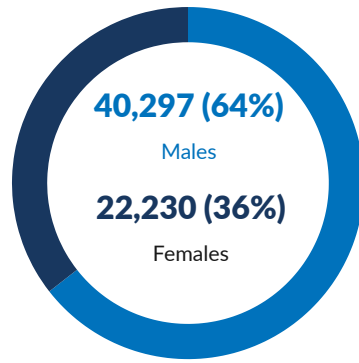




Legal Status:  Urban or DC:

Gender:  Mantika:



**11,962 (19%)**  
Boys

**27,598 (44%)**  
Men

**20,503 (33%)**  
Single Males

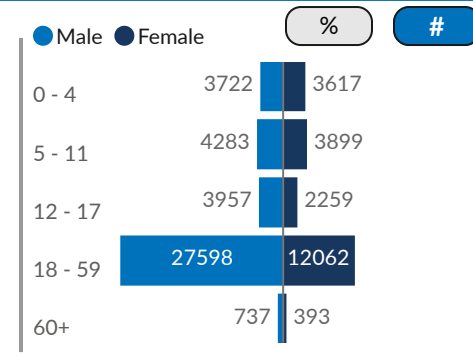
**737 (1%)**  
Elderly Men (60+)

**9,775 (16%)**  
Girls

**12,062 (19%)**  
Women

**1,785 (3%)**  
Single Females

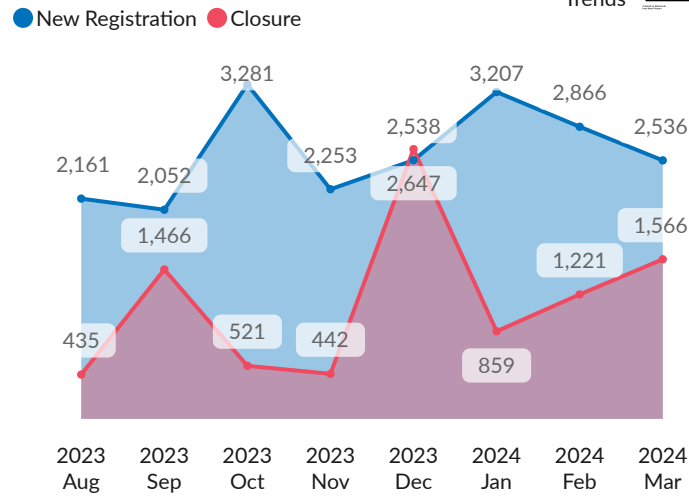
**393 (1%)**  
Elderly Women (60+)



**Place of Residence**

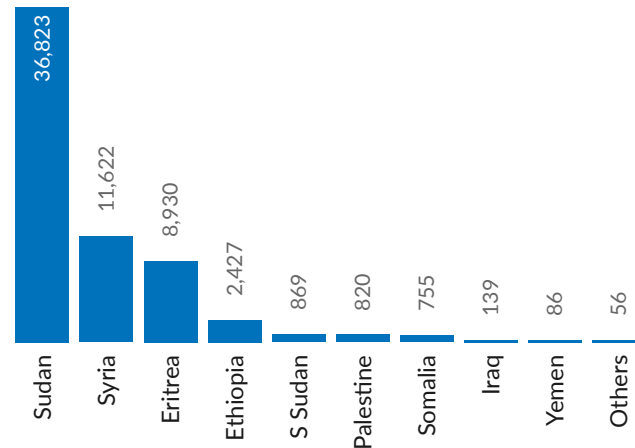
Mantika	# of Individuals	% of Individuals
Tripoli	30,166	48.24%
Aljfara	14,407	23.04%
Misrata	4,331	6.93%
Unknown	3,665	5.86%
Azzawya	3,194	5.11%
Almargeb	2,045	3.27%
Zwara	1,606	2.57%
Benghazi	1,271	2.03%
Al Jabal Al Gharbi	507	0.81%
Sebha	224	0.36%
Ejdabia	188	0.30%
Al Jabal Al Akhdar	168	0.27%
Almarj	140	0.22%
Tobruk	138	0.22%
Sirt	118	0.19%
Wadi Ashshati	81	0.13%
Derna	62	0.10%
Murzuq	60	0.10%
Nalut	48	0.08%
Aljufra	43	0.07%
Alkufra	35	0.06%
Ubari	30	0.05%

**New Registration / Closure**

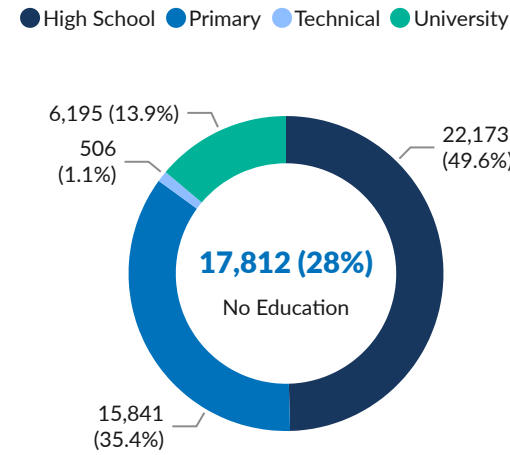


Refugee Trends

**Nationality**



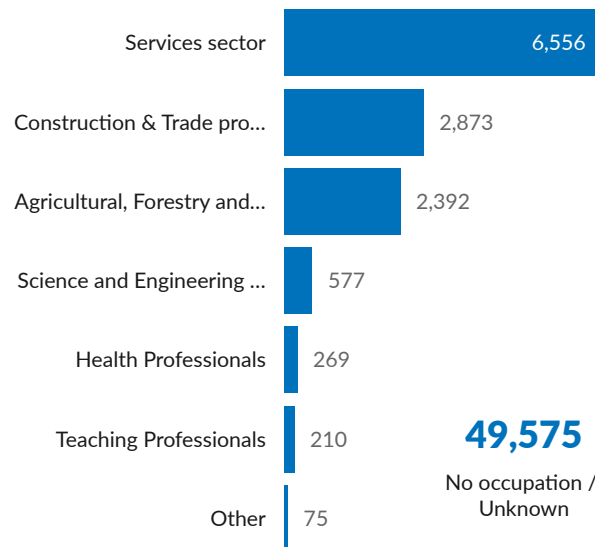
**Education level in the country of origin**



**Specific Needs Categories**

Categories	individuals	%Value
Child at risk	6,499	8.10%
Disability	955	1.19%
Family unity	943	1.17%
Older person at risk	296	0.37%
Serious medical condition	8,093	10.08%
SGBV	1,563	1.95%
Single parent	1,193	1.49%
Specific legal and physical protection needs	53,774	67.00%
Torture	2,109	2.63%
Unaccompanied or separated child	1,643	2.05%
Woman at risk	3,188	3.97%

**Occupation in the country of origin**



\* data contains only adult population

[Map](#) [Flow](#)

