Moldova

Monitoring Fact Sheet

January—February 2024

Background and methodology: In July 2023, UN Human Rights (OHCHR) in Moldova started protection monitoring as part of a project funded by the European Union Civil Protection and Humanitarian Aid. OHCHR focuses on the systematic identification of those who are more at risk of protection concerns and human rights violations. OHCHR's methodology consists of individual interviews with refugees from Ukraine and host community members. Respondents are reached through the facilitation of international and national NGOs and local CSOs that work with the refugees from Ukraine, including the most vulnerable groups, in both banks of Dniester/Nistru River. In order to ensure a wide geographical coverage, each month interviews are done in the northern, centre, and southern regions of Moldova, including the Transnistrian region. Since the distribution of localities changes from month to month, it may not always be possible to compare data between different rounds of data collection. The analysis presented in the Factsheet refers to the respondents of the month for which it is published. Therefore, data may not always be representative of the refugee population as a whole. In addition, data reflects the self-reporting by respondents. OHCHR analyses the data, taking into account the existing legal framework and contextual information.

PROFILE OF RESPONDENTS

In January and February 2024, **OHCHR interviewed 222 refugees from Ukraine** (70 % women and 30 % men). 220 of them were Ukrainian nationals, and 2 were third-country nationals (1 Russian and 1 Azerbaijani). Respondents reside in various northern, southern, and central regions of Moldova, including the Transnistrian region, as indicated in the map below. The predominant age group among the interviewed refugees was 30-49 years, representing 57 % of respondents, followed by the 60-69 age group, with the 16 % equally represented by women and men. 59 % of the interviewed refugees arrived to Moldova with their children, while 27 % came alone, with one-third of this group being individuals aged 60+. Data indicate no correlation between ethnicity and places of residence. Refugees interviewed in both banks of Dniester/Nistru River mainly rent housing at their own cost, with a higher percentage on the left bank being hosted for free by locals than the right bank. Most respondents (69 %) arrived to Moldova in 2022, while others have more recently chosen Moldova as host country, with 2 % new arrivals in the first two months of 2024. The findings indicate that 99 % of respondents speak Russian, 91 % speak Ukrainian, 10 % speak Romanian, and 3 % (all interviewed Roma) speak Romani. Thus, 69% of respondents speak more than one language.

Distribution of respondents by age group and gender

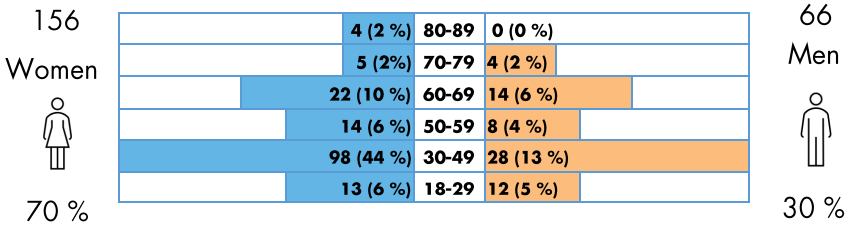

Distribution of respondents by region

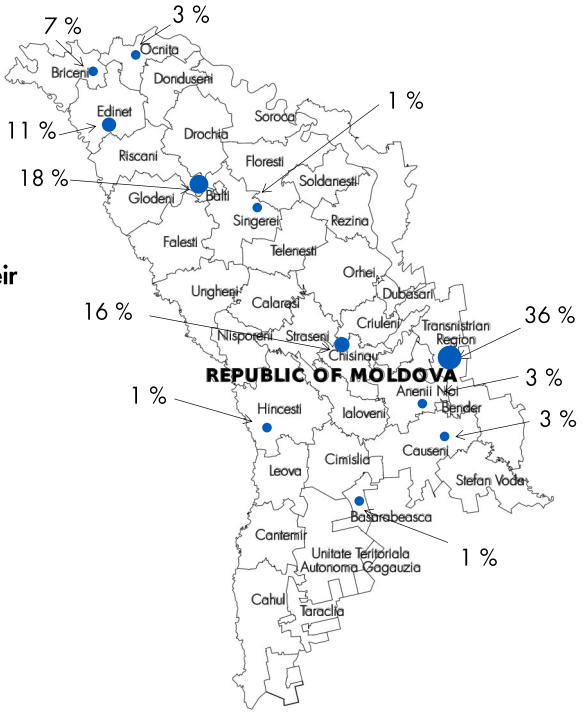

Distribution of respondents by their self-identification of ethnicity

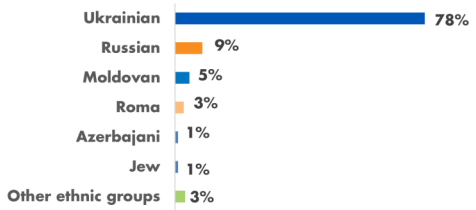

Distribution of respondents by their arrival to Moldova

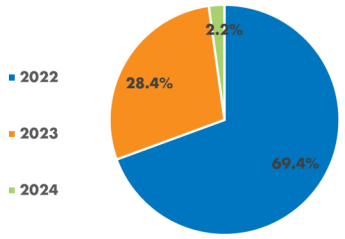

Distribution of respondents by accommodation type

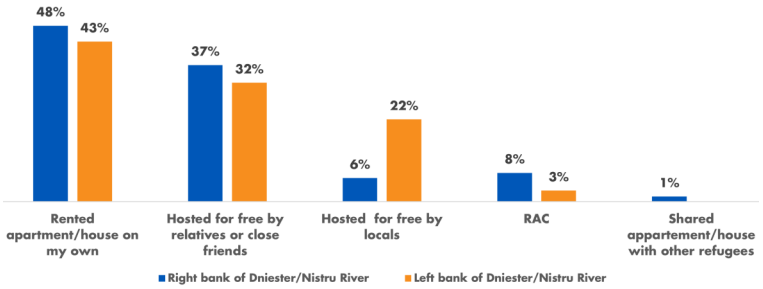

IDENTIFICATION OF PERSONS WITH DISABILITIES

OHCHR protection monitoring tool includes the Washington Group Short Set on Functioning, which obtains information on difficulties a person may have in undertaking basic functioning activities. The tool consists of one question per functional domain: visual, hearing, mobility, cognitive, self-care, and communication (expressive and receptive) impairments. The analysis applies the criterion that a person is considered to have a disability if they respond with 'a lot of difficulty' or 'cannot do at all' for any of the functional domains.

9 % (= 21 persons) of the interviewed refugees reported a lot of difficulties or impossibility to perform actions under one (19 persons) **or several** (2 persons) **functional domains.**

Overall, out of the 222 interviewed refugees, 7 % of women and 15 % of men have a disability, indicating a slightly higher rate among men. The most represented age group of the 21 persons with disabilities is 60-69, which comprises 7 respondents, both men and women. Overall, across all age groups, the most reported impairments among women and men related to mobility and sight. Data suggest that the rate of interviewed persons with disabilities is relatively the same on both the right (9 %) and left (10 %) banks of Dniester/Nistru River. Nearly one-third of the interviewed persons with disabilities arrived to Moldova alone, while the rest arrived with their family members. 38 % of the interviewed refugees with disabilities pay for their accommodation, while 33 % depend on the generosity of their friends or relatives for free accommodation. Additionally, 19 % are hosted by host community members, and 10 % are currently living in RACs.

Percentage of respondents with difficulties per functional domain

3 % Visual	0.5 % Hearing	6 % Mobility	1 % Cognitive*	0.5 % Self-care	0 % Communication

*In the Washington Group Short Set of Questions the cognitive domain includes only remembering and concentrating functioning.

Distribution of respondents with disabilities by age group

WITHOUT DISABILITY / WITH DISABILITY

Women				Men		
11	1 (25 %)	3 (75 %)	80-89	0		10
	4 (80 %)	1 (20 %)	70-79	1 (75 %)	3 (25 %)	
	20 (91 %)	2 (9 %)	60-69	5 (36 %)	9 (64 %)	
	13 (93 %)	1 (7 %)	50-59	2 (25 %)	6 (75 %)	
	95 (97 %)	3 (3 %)	30-49	1 (4 %)	27 (96 %)	
7 %	12 (92 %)	1 (8 %)	18-29	1 (8 %)	11 (92 %)	15 %

Distribution of respondents with disabilities by region

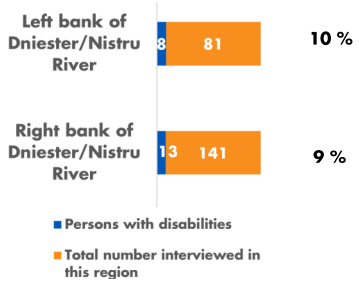

EXPERIENCE OF ANXIETY AND DEPRESSION

The protection monitoring tool used includes the enhanced questions of Washington Group focusing on the **affect domain** of functioning, which involves emotional functions such as feelings of depression and anxiety. Data reveal that **44 % of the respondents experienced feelings of anxiety, worry, and nervousness** (31 % of them experienced these feelings to a great extent), and **19 % felt depressed** on a daily or weekly basis (48 % of them in high intensity). Notably, **interviewed refugees with disabilities reported significantly higher emotional distress, with 76% experiencing anxiety and 29 % feeling depressed.**

Data also showed gender and geographical disparities in the emotional well-being of respondents. Interviewed **women refugees from Ukraine were twice as likely to experience depression compared to men.** In contrast, men on the right bank of Dniester/Nistru River reported anxiety levels at 45 %, significantly higher than the 18 % on the left bank, while anxiety rates among women remained similar across both banks. **Additionally, respondents aged 60 and over, especially women, showed a higher experience of anxiety and depression.** No correlation, however, was observed between emotional well-being and ethnicity. Data show that anxiety rates are significantly higher among unemployed respondents (53 %) compared to those employed (37 %) or seeking work (36 %), suggesting a correlation between unemployment and increased anxiety levels.

Distribution of respondents with anxiety and depression by age group

	18-29	30-49	50-59	60-69	70-79	80-89
% of total respondents by age group who reported **ANXIETY**	28%	40%	41%	56%	67%	100%
% of total respondents by age group who reported **DEPRESSION**	25%	11%	20%	28%	56%	25%

16 % Affect**

Data reveals that **16 %** of interviewed refugees from Ukraine have **difficulties with the affect domain**.

**The calculation of the affect domain aligns with Washington Group recommendations, entailing the counting of responses related to experiencing anxiety or depression on a 'Daily' or 'Weekly' basis, with a specific emphasis on instances marked as 'A lot', characterized by high intensity.

MEDICAL SERVICES: ACCESS AND BARRIERS

24 % of respondents (53 out of 222 individuals, including 35 women and 18 men) **reported suffering from serious medical conditions.** These health issues impact 22 % of all respondents residing on the left bank of Dniester/ Nistru River and 25 % of those on the right bank, covering chronic and non-communicable diseases, with a focus on the heart and musculoskeletal systems. **The majority of individuals with disabilities (67 %) reported suffering from serious medical conditions.** Regardless of residence, women and men reported similar rates of health issues. The prevalence of serious medical conditions is particularly marked among respondents aged 60 years and older, affecting 40% of this demographic group.

Age distribution of interviewed refugees reporting that they suffer serious medical conditions

	18-29	30-49	50-59	60-69	70-79	80-89
% of respondents with serious medical conditions out of total respondents	20 %	17 %	32 %	44 %	22 %	50 %

The 77 % of interviewed refugees from Ukraine (including 38 out of the 53 respondents with serious medical conditions) **indicated no challenges in accessing healthcare in Moldova.** However, **21 % (47 out of 222 respondents) reported difficulties accessing healthcare in Moldova**; among them, 28 % have severe medical conditions. The challenges reported are twice as common among residents of the right bank (34%) of Dniester/Nistru River compared to those of the left bank (17%). Remaining 2% did not provide details of accessing healthcare.

These 47 refugees* faced the following challenges related to health care:

		Emergency	Primary	Secondary
Availability of public-health facilities; services; professionals in sufficient quantity and in a timely manner.	**Unavailability of medical facility and/or medical services**	**0**	**2** respondents from the right bank **1** respondent from the left bank	**5** respondents from the right bank
Accessibility ⇒ physical: all health-care services, facilities, staff are within accessible physical reach for the people, especially those left behind, like those in rural areas and people with disabilities; ⇒ economic (=affordability): how services are affordable to the people regardless of the income; ⇒ information: how we ensure that the information is accessible to everyone (level of awareness is very important); we need to keep in mind the gender perspective and also that the information is accessible to persons with disabilities; ⇒ non-discrimination.	**Refusals to provide services by medical facilities or service providers**	**0**	**13** respondents from the right bank	**7** respondents from the right bank
	Fees associated with medical care, medications, or transportation	**2** respondents from the right bank **1** respondent from the left bank	**14** respondents from the right bank **5** respondents from the left bank	**10** respondents from the right bank **4** respondents from the left bank
	Long waits for medical appointments	**1** respondent from the right bank	**5** respondents from the right bank **2** respondents from the left bank	**3** respondents from the right bank **1** respondent from the left bank

10 (4 women, 6 men) out of 21 interviewed refugees with disabilities have a disability certificate issued in Ukraine, with 8 of them residing on the left bank of Dniester/Nistru River. However, 3 respondents from the left bank faced challenges as local medical facilities did not consistently accept their certificates. Because of this, they could not access the needed healthcare services on the left bank, compelling them to seek medical care on the right bank. Meanwhile, 2 respondents from the left bank reported receiving free medicines thanks to their certificate. The remaining respondents from the right and left banks did not provide information on their situation.

136 out of the 222 (61 %) interviewed refugees from Ukraine reported being registered with a family doctor in Moldova. Most of them (90 %) hold Temporary Protection status, while 8 % have another legal status, and 2 % have completed the online registration for Temporary Protection status. **The family doctor registration rate is significantly higher on the right bank of Dniester/Nistru River (114 respondents) than on the left bank (22 respondents).** Interestingly, 13 out of 35 respondents residing on the left bank have registered with a family doctor on the right bank. 43 % of the interviewed persons with disabilities reported being registered with a family doctor. Regarding ethnicity, 35 % of Roma and 47 % of ethnic Russians confirmed registration with a family doctor. For those without registration, 35 % claimed they do not need it, while 4 % cited reliance on connections with family doctors from Ukraine.

*This question allows a multiple-choice answer.

URGENT NEEDS

35 % of the respondents (78 out of 222) identified health care as their top need, including medical care and medicines. In particular, primary healthcare is the main need for the majority of them (60 %). This is followed by secondary health care (43 %) and emergency health care services (12 %).

33% of the interviewed refugees ranked financial assistance as their second most pressing need, influenced by changes in cash assistance eligibility now tied to Temporary Protection status.
With insufficient social protection mechanisms for refugees, cash support is vital for enabling refugees to meet their essential needs like food, hygiene, housing, and high winterization expenses.

23% of the respondents identified food, including meat, fresh fruits, and vegetables, as a primary need.

23 % of respondents expressed an urgent need for non-food items.
This encompasses winter clothing for both adults and children, hygiene kits, and diapers.

Respondents' information needs are as follows: **financial aid (23 %), job opportunities (21 %), access to medical care (10 %), access to psychological counselling (6 %), and finding accommodation (5 %).** An increased demand for information on job opportunities and psychological counselling was noted compared to the previous six months. Conversely, the need for information on accessing medical care has decreased among respondents.

ACCESS TO EMPLOYMENT

Currently, **78 % (169 out of 217*) of the interviewed refugees in Moldova are not employed. The remaining 22 % (26 women, 22 men) have jobs,** 6 % formally and 16 % informally. Of the 48 respondents working, 29 are on the right bank of Dniester/Nistru River and 19 on the left bank, indicating a similar employment rate on both sides. Employed individuals (both formally and informally) work in various sectors, such as seasonal fieldwork, cleaning services, sales, construction, and the beauty industry. For ethno-linguistic minorities, employment rates are 17 % among interviewed Roma and 37 % among ethnic Russian respondents. Among the 169 unemployed, one-third (67 %) are not actively seeking employment, 27 % are actively looking for a job, and 6 % are engaged in online employment in another country.

The reasons for not being employed among respondents are diverse and can be categorized as follows:

⇒ **Life Stage:** Many respondents, including those on maternity leave or childcare (15 respondents) and pensioners (40 respondents), are currently unemployed, highlighting the impact of family responsibilities and retirement on work status.

⇒ **Limited Job Opportunities:** The absence of suitable job opportunities was mentioned by 22 respondents, reflecting challenges in the local job market.

⇒ **Health Challenges:** 8 respondents cited health difficulties as a barrier to employment, indicating the presence of physical or mental health issues affecting their ability to seek and maintain employment.

⇒ **Language Barriers:** 6 respondents mentioned that the lack of proficiency in the Romanian language hinders their ability to find a job.

Diversity in employment situation by the banks of Dniester/Nistru River

The graph illustrates nuanced variations in the employment landscape between the right and left banks of Dniester/Nistru River, showing slight differences in formal employment rates, a higher prevalence of job-seeking activities on the right bank compared to the left, and a high unemployment rate on both banks. These distinctions emphasize the significance of considering regional dynamics and economic factors when addressing refugee employment challenges in Moldova.

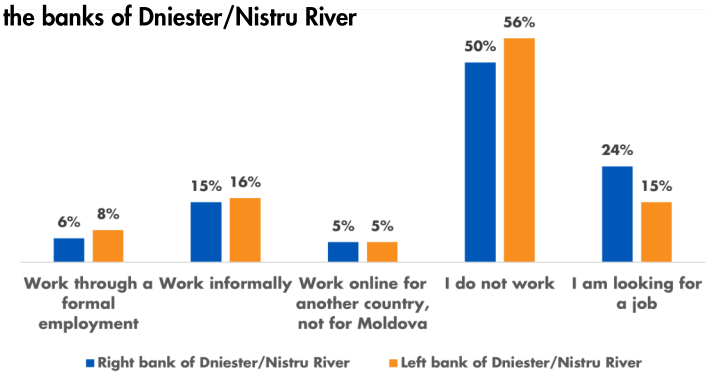

*5 respondents did not provide answers regarding their employment status.

TEMPORARY PROTECTION

88 % of respondents (195 out of 216*, including 142 women and 53 men) applied for Temporary Protection in Moldova, with a consistent trend showing an 88 % rate on the right bank and a notably higher 95 % rate on the left bank of Dniester/Nistru River compared to previous months. This increase may be attributed to changes in cash assistance eligibility linked to Temporary Protection status. **Most applicants (93 %, or 182 respondents) have received the Temporary Protection ID**, while **13 have completed the online registration form** and are awaiting their appointment at the IGM Office. The remaining **12 % (21 respondents) did not apply for Temporary Protection**, with 19 granted an alternative legal status in Moldova and 3 not providing details about their legal status. However, they are aware of the 90-day permission to stay without Temporary Protection and the risk of fines for unlawful stay in the country.
The majority of respondents did not report any challenge in accessing their rights. Only a small portion (15 respondents) reported difficulties accessing healthcare since receiving Temporary Protection status.

Diversities in Temporary Protection patterns between both banks of Dniester/Nistru River

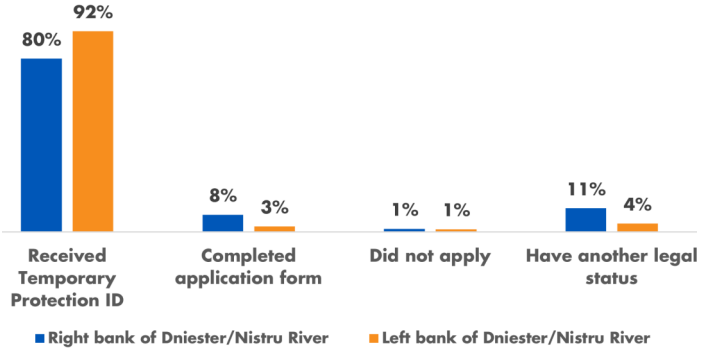

The graph illustrates some minor differences in Temporary Protection applications between the right and left banks of Dniester/Nistru River. As per the data, 92 % of the residents on the left bank have received their Temporary Protection IDs, which is higher than the 80 % rate on the right bank. Only a very small percentage of individuals on both banks (1 % each) did not apply for Temporary Protection. However, a more significant proportion of individuals on the right bank (11 %) reported having another legal status, while only 4 % of individuals on the left bank reported the same.

EDUCATION

Among the respondents with school-age children, grandchildren, or nephews (41 %, or 91 out of 222), **41 % stated that their children are currently enrolled in Moldovan schools.** Notably, enrollment rates differ significantly between banks Dniester/Nistru River, the 38 % on the right bank and a substantially higher 79 % on the left bank. Regardless of place of residence, interviewed refugees primarily chose schools for their children based on the language of instruction, most opting for Russian curricula. However, variations were observed, with some refugees on the right bank choosing Romanian and Ukrainian curricula and some on the left bank opting for Ukrainian curricula.
Furthermore, a significant proportion **(98 %, or 45 out of 46 respondents) of those whose children are not attending school prefer online or remote learning with the Ukrainian curriculum.** This preference explains their decision not to enroll their children in Moldovan schools and is also linked to the intention of many to return to Ukraine.

Distribution by banks of Dniester/Nistru River of respondents with school-age children and enrollment process

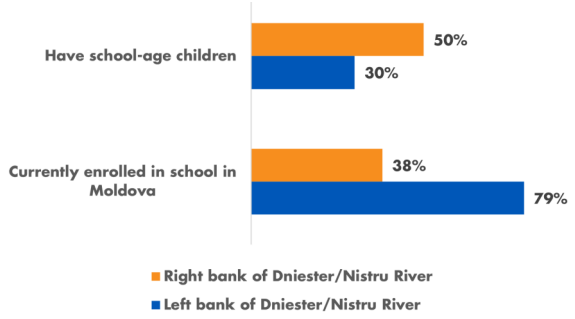

The graph illustrates varied enrollment trends across both banks of Dniester/Nistru River. Despite a higher concentration of refugees with school-age children residing on the right bank, a smaller proportion of them are enrolled in schools compared to those on the left bank.

INTENTIONS

Among the refugees interviewed, **74 % expressed a desire to return to Ukraine in the future**, 5 % stated they had no intention of returning, and 21 % remained uncertain about their plans.

Furthermore, half of the interviewed refugees (111 respondents), predominantly women, reported occasional or frequent visits to Ukraine for personal reasons. Conversely, 86 respondents have yet to visit Ukraine since arriving in Moldova.

*3 respondents did not provide answers regarding the Temporary Protection application process.

HOST COMMUNITIES

OHCHR interviewed 150 members of the host community in Moldova (103 women and 47 men, including Moldovan citizens hosting refugees and those not hosting refugees) across various regions of Moldova to assess if and how various spheres of their life, including education, employment, health care, and social cohesion were impacted by the arrival of refugees from Ukraine. The respondents primarily belonged to the age groups of 30-49 (35 %) and 60-69 (27 %). Most respondents self-identified as ethnic Russians living in the Transnistrian region; most identified as ethnic Moldovans living in Balti and Causeni, and those who identified as Ukrainians live in Edinet.

Local hosting experience

47 % of the local people, 70 individuals, had previous experience hosting refugees from Ukraine. Of these 70 individuals, 57 hosted their relatives without charging them any fee, 11 hosted non-relatives for free, and 2 provided housing to refugees in exchange for a rent fee. A significant majority, 57 out of 70 (81 %), received various forms of assistance from humanitarian or government organizations for hosting refugees. This assistance included financial aid, food packages, gas compensation, and government assistance.

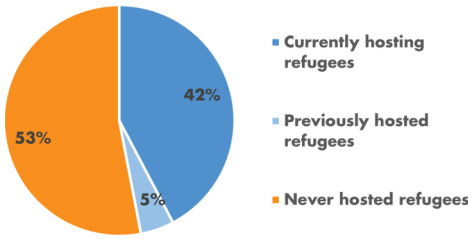

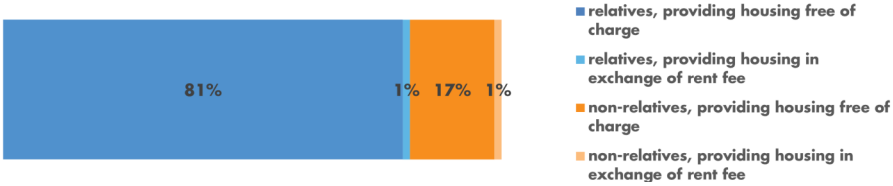

Distribution of respondents by region

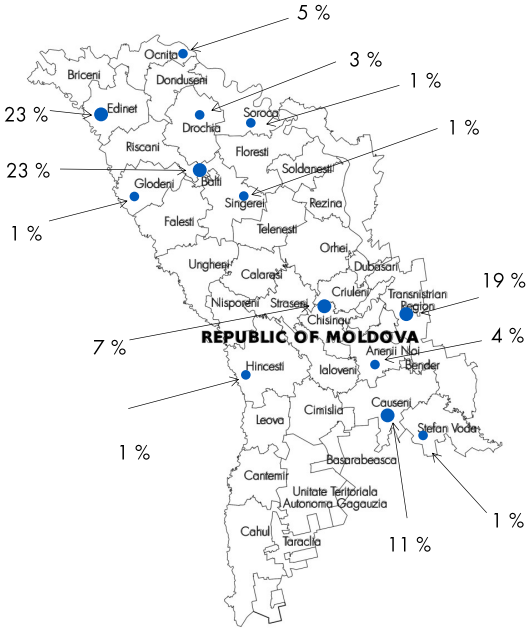

EDUCATION

Among the local respondents, 61 % have school-age children, grandchildren, or nephews. **Regarding the impact of refugee children from Ukraine on the educational system**, **87 % reported no significant changes.** However, **9 % noted positive developments**, such as the opening of new free educational classes/centers for both refugees and local children and renovation works in educational facilities attributed to the presence of refugee children. Additionally, both local and refugee children received benefits, such as sweet holiday presents. Only **1 % mentioned conflicts with children from Ukraine** as having a negative impact, while **3 % remained uncertain** about the effects.

EMPLOYMENT

Of the community members interviewed, 73 % are employed in various sectors, 18% are pensioners, and 9 % are unemployed. Findings suggest that **83 % of the locals reported no noticeable changes in the labor sphere following the arrival of refugees.** However**, 5 % of the locals perceived a worsening in the job market, 3 % noted some improvements,** and **9 % chose not to respond.** It is important to note that these negative observations may not be solely attributed to the arrival of refugees but rather stem from a broader economic crisis. These observations highlight concerns about job scarcity and strain on public services, which are likely to be exacerbated during times of crisis.

HEALTHCARE

The analysis of host community feedback reveals diverse perceptions regarding the impact of refugees from Ukraine on the healthcare system. While **93 % of interviewed host community members perceived no changes in healthcare following the refugees' arrival**, some respondents expressed concerns about the consistently low quality of medical services. The most significant impact reported was an increased workload on healthcare professionals, resulting in longer queues and difficulties accessing timely care. Furthermore, there is a perception among some respondents that refugees receive free healthcare, contrasting with locals who are expected to pay for services out of their pocket.

SOCIAL COHESION: HOST COMMUNITIES AND REFUGEES

OHCHR monitoring includes a component aimed at assessing the level of social cohesion between refugees from Ukraine and the local population through the perceptions that both groups have of their interactions and relationships. Data confirmed that activities organized by humanitarian actors in Moldova to promote refugees' integration into the host communities continue to be relevant to foster social cohesion between the two groups.

Respondents' perceptions of the quality of the relationship between refugees from Ukraine and local communities on both banks of Dniester/Nistru River

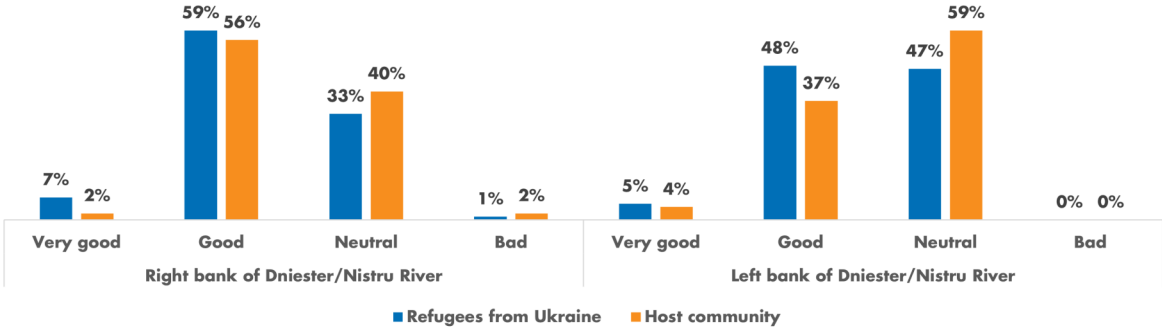

RESIDENTS OF THE RIGHT BANK OF DNIESTER/ NISTRU RIVER

Data from **refugees from Ukraine from the right bank** reveal a nuanced perspective, encompassing **positive interactions, such as empathy and assistance from locals, and negative sentiments regarding cultural differences and perceived advantages attributed to refugees.** Communication challenges, language barriers, and integration issues were highlighted, along with occasional conflicts and disputes over the prioritization of providing assistance to refugees, while leaving locals feeling neglected by international organizations and government.

In contrast, **data collected from the host community members residing on the right bank demonstrates diverse attitudes**. While some individuals exhibit **empathy and a willingness to support refugees**, others express **concerns regarding cultural disparities and refugees' behaviors perceived as arrogant or entitled**.

Moreover, some locals mention economic ramifications, such as increased prices because of refugees' arrival, and express fatigue with their presence in Moldova. Despite the complexity of their relationship dynamics, there are instances of positive interactions and mutual respect between locals and refugees.

RESIDENTS OF THE LEFT BANK OF DNIESTER/NISTRU RIVER

Refugees from Ukraine interviewed on the left bank of Dniester/Nistru River shared diverse perspectives on their interactions with the local population. While some refugees expressed indifference or limited awareness of such interactions, others reported **positive experiences marked by support and acceptance.** Nevertheless, tensions were also noted, often stemming from **political differences, language barriers, and perceptions of entitlement among both locals and refugees**. Some refugees reported negative attitudes from locals, particularly regarding language use and resource disputes.

The host community's comments revealed a range of attitudes. While some locals recounted **positive interactions and empathy towards refugees, others voiced concerns about economic consequences, including price hikes and strained resources**. Conflicts and tensions were also mentioned, often attributed to perceived entitlement or uncooperative behavior among refugees.

Both refugees and hosts underscored the complexity of their interactions, acknowledging positive experiences alongside challenges and tensions.

"We [refugees] are learning Romanian, and when we go to the store, we say "thank you" in Romanian. People in the store already know that we are Ukrainians, and they answer in Ukrainian "welcome".

- Woman, 41years old, Causeni, refugee

"Some locals glorify the Russian Federation, making their interactions with refugees challenging. We [refugees] encountered communication difficulties, which led to a clash with a local. "

- Man, 25 years old, Balti, refugee

"Moldova is enriching itself through transfers and payments to refugees. Host communities also receive support."

- Woman, 50 years old, Edinet, host

"Sometimes refugees have conflicts in the store with locals, because they do not want to learn our language [Romanian]."

- Woman, 39 years old, Balti, host

"We [refugees] receive much sympathy, and there is no hostility. The community's mindset resembles that of the USSR, where everyone looks out for each other."

- Man, 61 years old, Transnistrian region, refugee

"Refugees are well accepted if we speak Russian."

- Woman, 25 years old, Transnistrian region, refugee

"We [locals] treat refugees from Ukraine well; they are like family to us; only the border line separates us. We have a common mentality and language."

- Man, 56 years old, Transnistrian region, host

"Because of refugees' presence, tension is growing among the locals."

- Woman, 42 years old, Transnistrian region, host

UNITED NATIONS HUMAN RIGHTS
OFFICE OF THE HIGH COMMISSIONER

PATTERNS OF DISCRIMINATION/NEGATIVE ATTITUDE BASED ON PROTECTED GROUNDS

REFUGEE STATUS / LANGUAGE / ETHNICITY / CITIZENSHIP /GENDER/ DISABILITY

Discrimination constitutes any distinction, exclusion, restriction or preference or other differential treatment that is directly or indirectly based on the prohibited grounds of discrimination and which has the intention or effect of nullifying or impairing the recognition, enjoyment, or exercise, on an equal footing, of human rights.

91 % of interviewed refugees did not report any negativity from the local community. However, **9 % (14 women and 6 men) reported negative attitudes toward them during their stay in Moldova.**

⇒ Respondents from the right bank of Dniester/Nistru River experienced slightly higher levels of negative attitude (10%) compared to those residing on the left bank (7 %).

⇒ Women and men reported similar experiences of negative attitude towards them, as did refugees of different ethnic groups.

Respondents faced various challenges related to their **refugee status/language/citizenship,** including:

- **biased treatment from locals;**
- **derogatory language and name-calling;**
- **conflicts over language use;**
- **feelings of displacement and being out of place;**
- **accusations related to the starting of war and receiving humanitarian aid;**
- **pressure to assimilate;**
- **difficulties accessing housing and resources.**

"I was derogatorily labelled as 'hohol' by locals, with means 'Go away to Ukraine and do not come back.'
- Woman, 62 years old, Balti, refugee

"Locals called me Bandera".* - Man, 43 years old, Chisinau, refugee

"During our visit to medical services, the clinic nurse declined to provide treatment, suggesting that we had arrived in Moldova for leisure rather than seeking protection from the war."
- Woman, 48 years old, Anenii Noi, refugee

"Older local people offended us and said that humanitarian assistance is being taken away from them."
- Woman, 33 years old, Transnistrian region, refugee

"During the registration for financial assistance, the employee criticized me, accusing of avoiding fighting in Ukraine and seeking protection under the skirts of Moldovan women."
- Man, 63 years old, Basarabeasca, refugee

"I have common language issues with locals. When I speak Russian, sometimes locals perceive it negatively and shout at me."
- Woman, 62 years old, Chisinau, refugee

*The term "Bandera" when used to offend Ukrainian people, typically refers to perceived nationalist sentiments associated with the controversial Ukrainian historical figure Stepan Bandera

4 interviewed refugees (2 women and 2 men) **reported facing negative attitudes due to their ethnicity.**

Within this group, 2 were ethnic Roma, 1 ethnic Russian, and 1 ethnic Ukrainian. All are residents of the right bank of Dniester/ Nistru River. Roma refugees from Ukraine emphasized instances where they were denied house rentals solely based on their ethnicity.

4 respondents (all women) **expressed facing negative attitudes due to their health difficulties,** with 2 out of 4 individuals residing on the left bank of Dniester/Nistru River. Negative attitudes towards refugees included refusals of health care provision from family doctors, negative comments towards speech impediments , difficulties in hospitals, and obstacles in accessing medical care due to the need for upfront payments.

2 interviewed (all men) **expressed facing negative attitudes due to their gender,** with all of them residing in the right bank of the Dniester/Nistru River. Interviewed male individuals described feeling discriminated based on their gender by humanitarian workers. The humanitarian workers expressed criticism for the men seeking financial aid instead of participating in the armed conflict, based on stereotypical understandings and expectations.

SOCIAL MEDIA MONITORING

OHCHR monitored comments made by locals on various Moldovan/Ukrainian social media platforms (Viber, TikTok, Telegram, Facebook) regarding refugees from Ukraine. Data reveal:

⇒ A prevalent sentiment of distrust and disdain towards the refugees' reasons for briefly visiting Ukraine.

⇒ Criticism directed at refugees from Ukraine for allegedly forgetting Moldova's support during the initial stages of the conflict, with comments expressing disappointment at perceived ingratitude and negative attitudes towards Moldova.

⇒ Moldovans demonstrated support for Ukrainian men attempting to cross Moldovan borders illegally, recognizing their prioritization of safety and right to life over armed conflict.

⇒ Expression of negative sentiments towards the local government for prioritizing support towards Ukraine while neglecting Moldovans' needs and interests, reflecting frustration and dissatisfaction with perceived favoritism towards external affairs over domestic concerns.

⇒ A collective sense of fatigue regarding their presence was driven by positive sentiments among Moldovans regarding the decision of consolidation of Refugee Accommodation centers, coupled with hopes for the refugees' eventual return to Ukraine.

For any questions, please reach out
Martina Gastaldello, Human Rights Officer, OHCHR Moldova,
martina.gastaldello@un.org

The Office of the United Nations High Commissioner for Human Rights is grateful for support in facilitating the interviews to OSORC; NRC; NGO 'Zdorovyi Gorod'; International Blue Crescent Relief and Development Foundation (IBC),Moldova For Peace; People in Need (PIN).

The views expressed in this fact sheet do not necessarily reflect those of the United Nations or its officials or Member States. The designations employed and the presentation of the material in this fact sheet do not imply the expression of any opinion whatsoever on the part of the Secretariat of the United Nations concerning the legal status of any country, territory, city or area, or of its authorities, or concerning the delimitation of its frontiers or boundaries.

Funded by European Union Humanitarian Aid

The Office of the United Nations High Commissioner for Human Rights gratefully acknowledges the financial support from the Humanitarian Aid department of the European Commission towards the production of this fact sheet.