# UGANDA- POPULATION DASHBOARD

ANNEX III - SETTLEMENT PROFILES 30-Apr-2024

## Adjumani

| Total Population | Total Refugees |
|---|---|
| 221,903 | 221,896 |
| Total Households | Total Asylum-Seekers |
| 29,874 | 7 |

Women and Children
85 %
189,016

Female
54 %
118,917

Elderly
3 %
6,539

Youth 15-24
25 %
56,002

## New Registration by Month

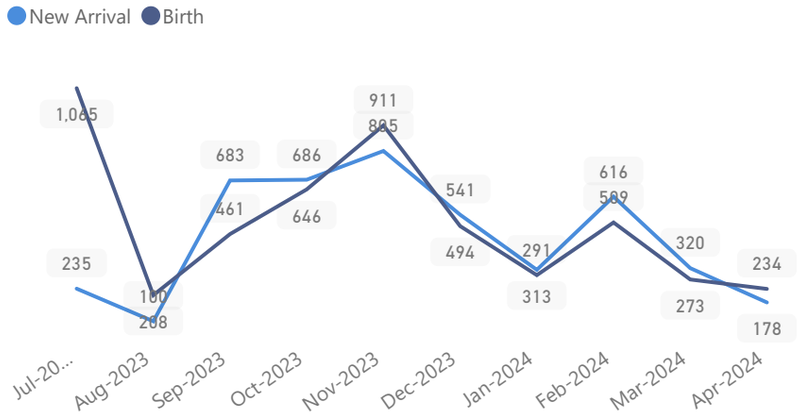


## Top Zones

| Zone | HHs | Individuals |
|---|---|---|
| Nyumanzi | 5,090 | 46,022 |
| Pagrinya | 6,036 | 37,349 |
| Ayilo I | 3,009 | 27,520 |
| Maaji II | 2,590 | 17,938 |
| Ayilo II | 2,014 | 15,241 |
| Maaji III | 2,301 | 14,701 |
| Boroli I | 1,310 | 9,377 |
| Mirieyi | 1,021 | 8,930 |
| Alere | 868 | 7,451 |
| Agojo | 1,514 | 7,342 |
| Baratuku | 836 | 6,268 |
| Mungula I | 672 | 5,386 |
| Olua I | 608 | 5,162 |

## Country of Origin

| | Total |
|---|---|
| South Sudan | 221,522 |
| Sudan | 328 |
| DR Congo | 42 |
| Eritrea | 5 |

## Occupation - Top 5

19 % Have occupation

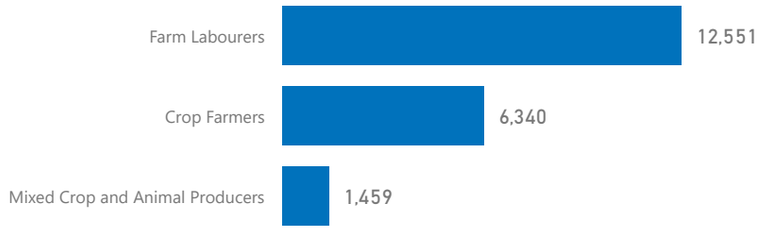


* Age is between 18 - 59 years for Occupation

## Age & Gender Breakdown

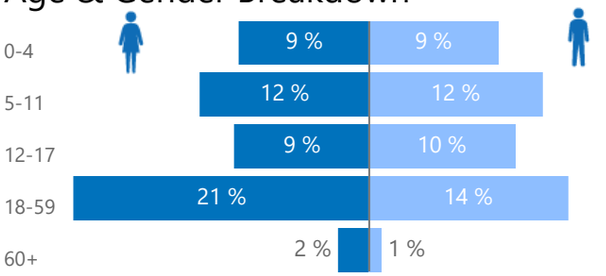


## Specific Needs - Top 7

26,992 14,419

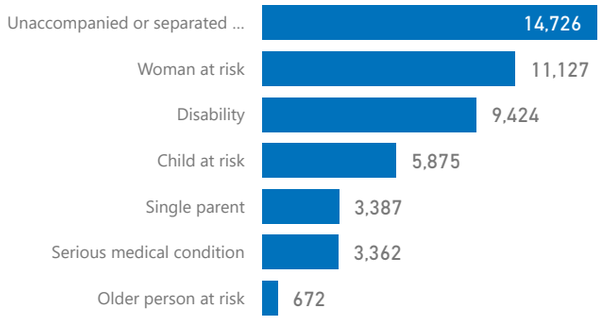


## Assistance Status

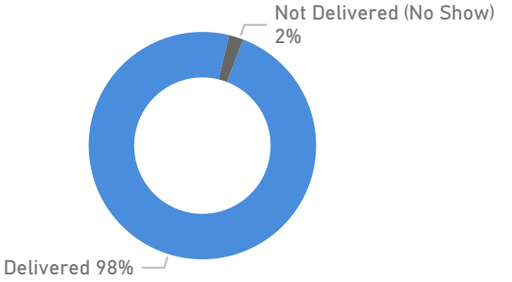

# UGANDA- POPULATION DASHBOARD

ANNEX III - SETTLEMENT PROFILES 30-Apr-2024

## Bidibidi

| Total Population | Total Refugees |
|---|---|
| 198,549 | 198,548 |
| **Total Households** | **Total Asylum-Seekers** |
| 36,583 | 1 |

Women and Children
85 %
167,776

Female
52 %
104,231

Elderly
3 %
5,315

Youth 15-24
25 %
48,700

## Top Zones

| Zone | HHs | Individuals |
|---|---|---|
| Zone 3 | 9,330 | 47,213 |
| Zone 2 | 7,504 | 44,505 |
| Zone 5 | 8,143 | 42,094 |
| Zone 1 | 6,206 | 36,493 |
| Zone 4 | 5,394 | 28,230 |

## Country of Origin

| Country of Origin | Total |
|---|---|
| South Sudan | 198,415 |
| Sudan | 87 |
| DR Congo | 42 |
| Ethiopia | 3 |
| Burundi | 1 |
| Rwanda | 1 |

## Age & Gender Breakdown

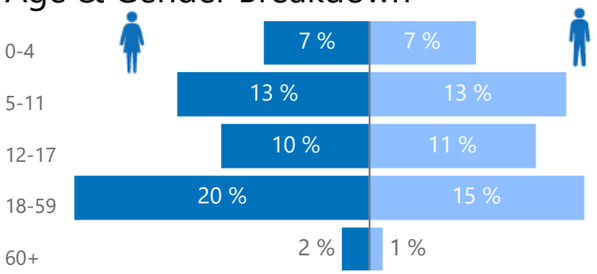


## Specific Needs - Top 7

7,044 4,191

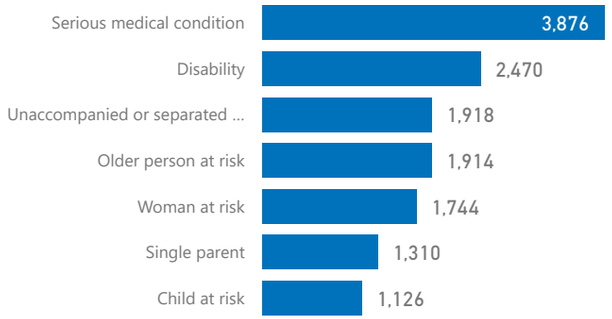


## New Registration by Month

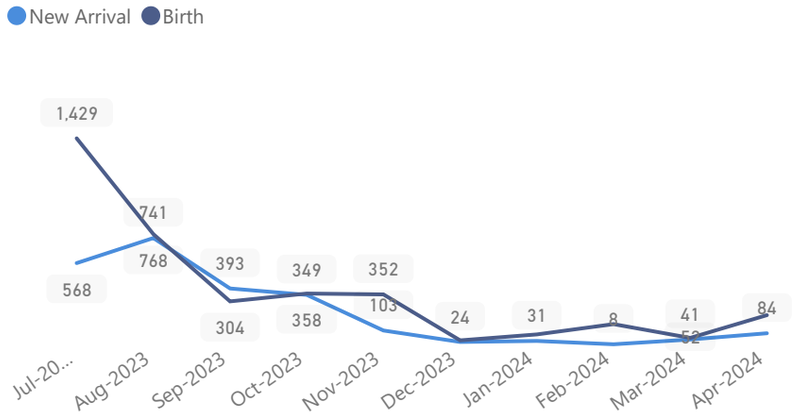


## Occupation - Top 5

18 % Have occupation

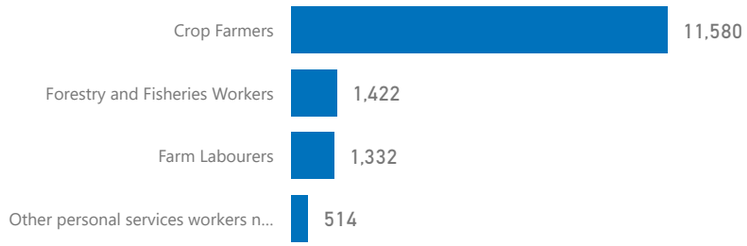


* Age is between 18 - 59 years for Occupation

## Assistance Status

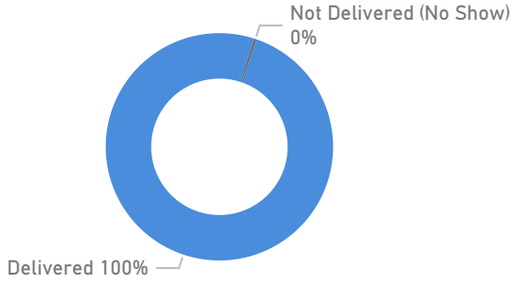

# UGANDA- POPULATION DASHBOARD

ANNEX III - SETTLEMENT PROFILES 30-Apr-2024

## Imvepi

| Total Population | Total Refugees |
|---|---|
| 67,970 | 67,959 |
| **Total Households** | **Total Asylum-Seekers** |
| 15,375 | 11 |

Women and Children
84 %
57,350

Female
53 %
36,153

Elderly
3 %
1,915

Youth 15-24
22 %
15,203

## Top Zones

| Zone | HHs | Individuals |
|---|---|---|
| Zone I | 6,204 | 27,697 |
| Zone Ii | 5,206 | 25,180 |
| Zone Iii | 3,109 | 12,761 |
| Zone Iv | 848 | 2,302 |

## Age & Gender Breakdown

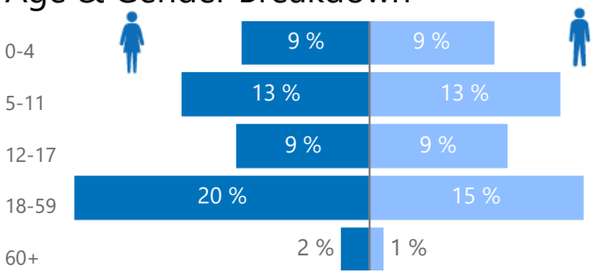


## Country of Origin

| Country of Origin | Total |
|---|---|
| South Sudan | 65,115 |
| DR Congo | 2,767 |
| Sudan | 83 |
| Central African Republic | 1 |
| Ethiopia | 1 |
| Rwanda | 1 |
| Senegal | 1 |
| United Republic of Tanzania | 1 |

## Specific Needs - Top 7

6,583 3,561

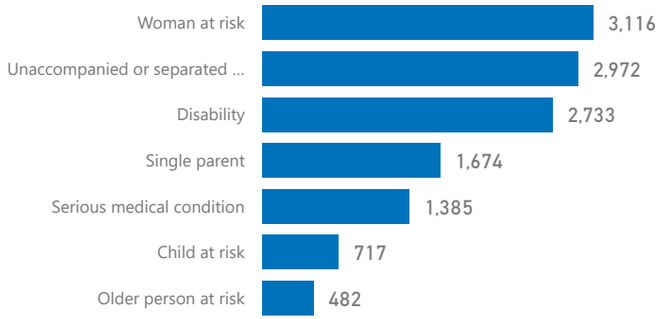


## New Registration by Month

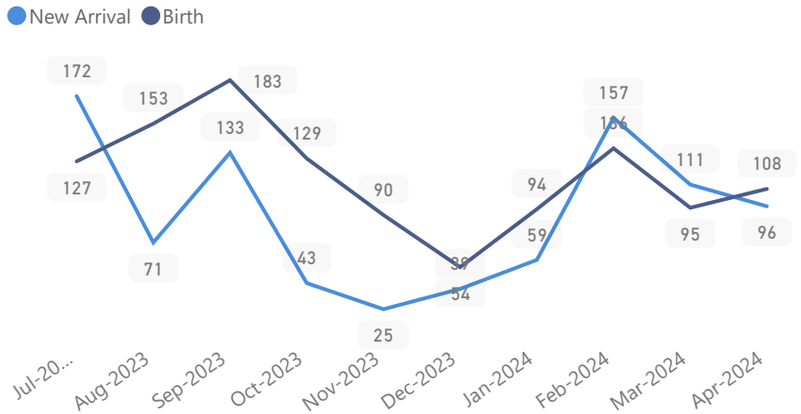


## Occupation - Top 5

24 % Have occupation

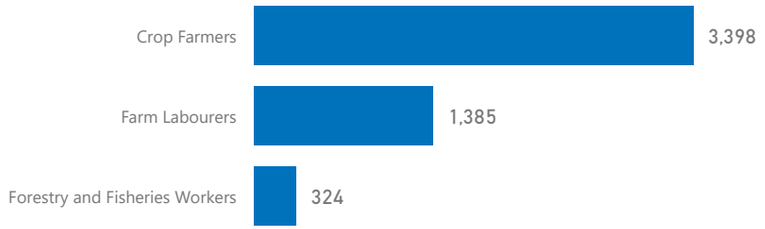


* Age is between 18 - 59 years for Occupation

## Assistance Status

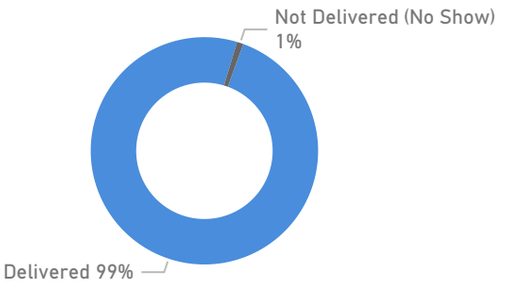

# UGANDA- POPULATION DASHBOARD

ANNEX III - SETTLEMENT PROFILES 30-Apr-2024

## Kampala

| Total Population | Total Refugees |
|---|---|
| 147,526 | 106,143 |
| Total Households | Total Asylum-Seekers |
| 89,017 | 41,383 |

Women and Children
61 %
89,969

Female
46 %
67,505

Elderly
1 %
1,917

Youth 15-24
26 %
37,759

## New Registration by Month

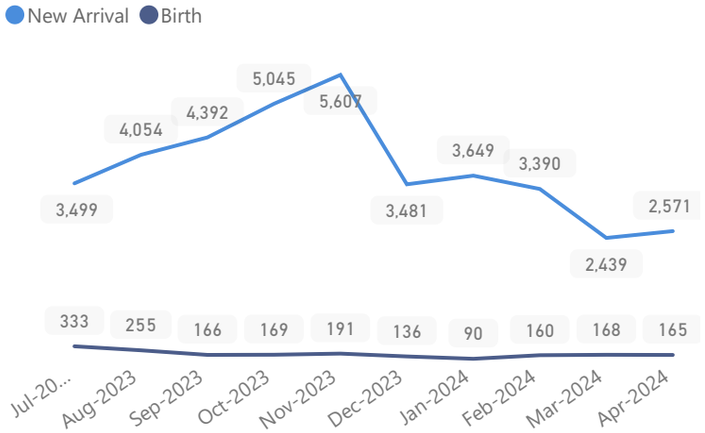


## Top Zones

| Zone | HHs | Individuals |
|---|---|---|
| Makindye Division | 40,117 | 68,488 |
| Kampala Central | 28,951 | 39,722 |
| Rubaga Division | 15,480 | 29,451 |
| Kawempe Division | 2,786 | 5,569 |
| Nakawa | 1,098 | 3,049 |

| Country of Origin | Total |
|---|---|
| Eritrea | 49,048 |
| Somalia | 39,623 |
| DR Congo | 24,872 |
| Sudan | 11,625 |
| Ethiopia | 11,181 |
| Burundi | 4,619 |

## Occupation - Top 5

5 % Have occupation

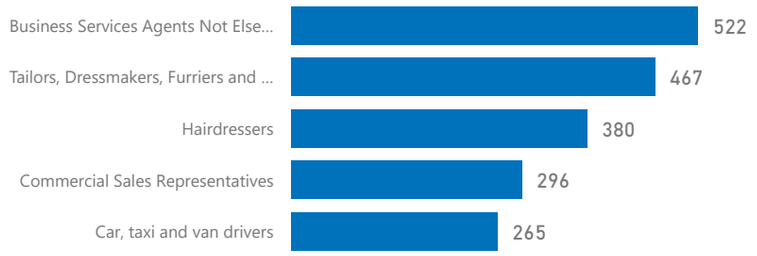


* Age is between 18 - 59 years for Occupation

## Age & Gender Breakdown

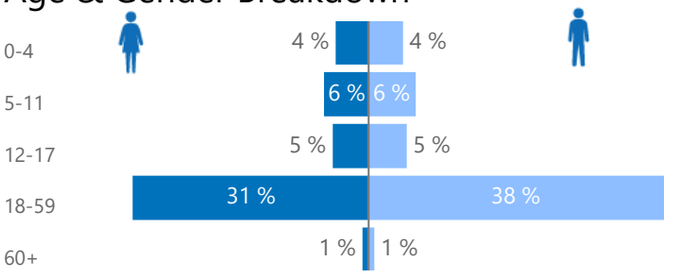


## Specific Needs - Top 7

1,207 966

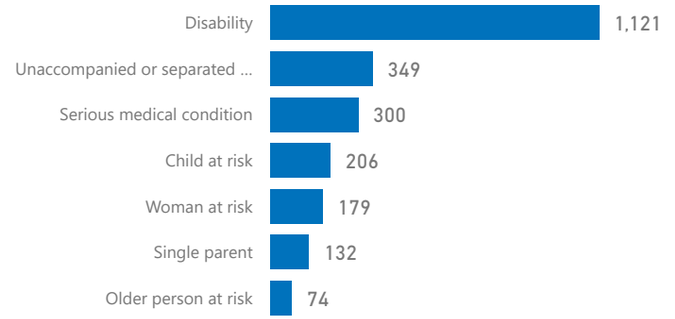


## Assistance Status

# UGANDA- POPULATION DASHBOARD

ANNEX III - SETTLEMENT PROFILES 30-Apr-2024

## Kiryandongo

| Total Population | Total Refugees |
|---|---|
| 102,066 | 101,999 |
| Total Households | Total Asylum-Seekers |
| 21,381 | 67 |

Women and Children
81 %
82,300

Female
52 %
52,724

Elderly
2 %
2,547

Youth 15-24
28 %
29,042

## Top Zones

| Zone | HHs | Individuals |
|---|---|---|
| Ranch 37 | 13,032 | 57,070 |
| Ranch 1 | 8,325 | 44,966 |

## Country of Origin

| Country of Origin | Total |
|---|---|
| South Sudan | 81,952 |
| Sudan | 19,488 |
| DR Congo | 365 |
| Kenya | 184 |
| Burundi | 41 |
| Rwanda | 22 |

## Age & Gender Breakdown

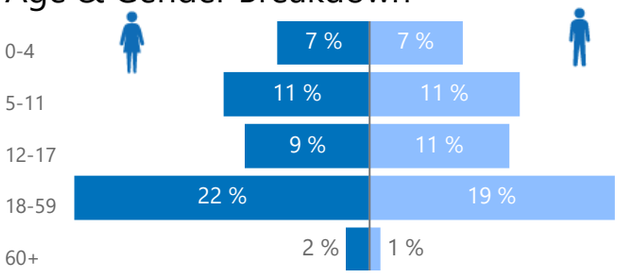


## Specific Needs - Top 7

8,810 5,440

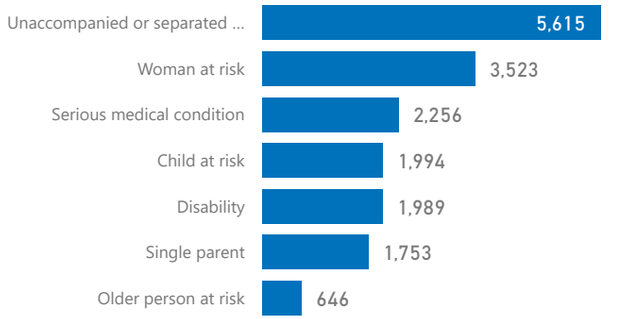


## New Registration by Month

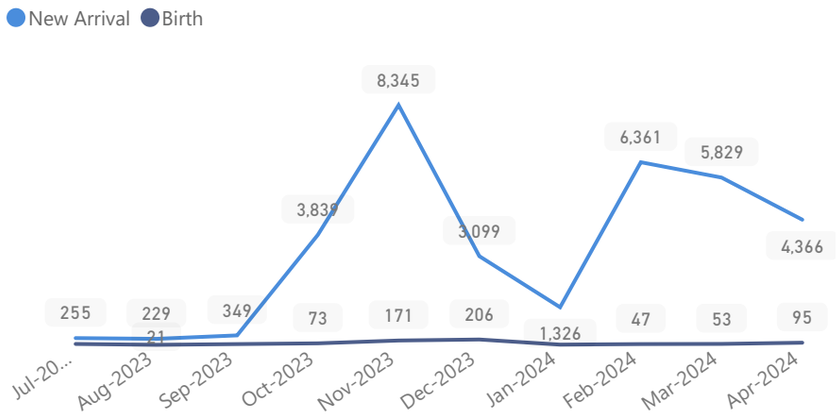


## Occupation - Top 5

12 % Have occupation

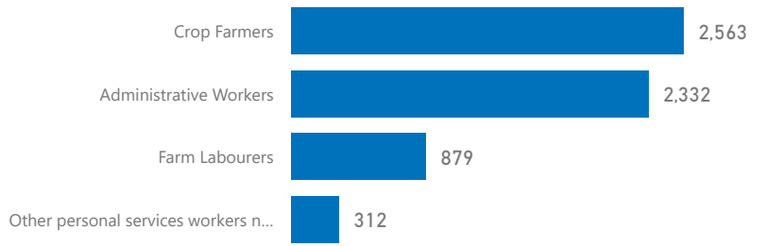


* Age is between 18 - 59 years for Occupation

## Assistance Status

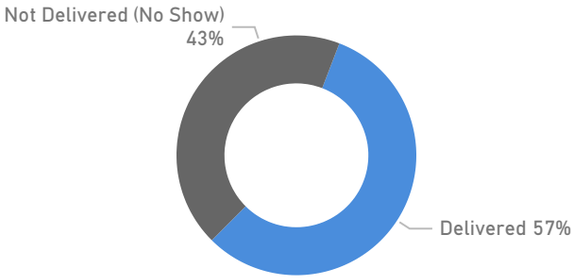

# UGANDA- POPULATION DASHBOARD

ANNEX III - SETTLEMENT PROFILES 30-Apr-2024

## Kyaka Ii

| Total Population | Total Refugees |
|---|---|
| 129,184 | 125,449 |
| Total Households | Total Asylum-Seekers |
| 34,455 | 3,735 |

Women and Children
81 %
104,144

Female
51 %
65,978

Elderly
3 %
3,263

Youth 15-24
19 %
25,071

## New Registration by Month

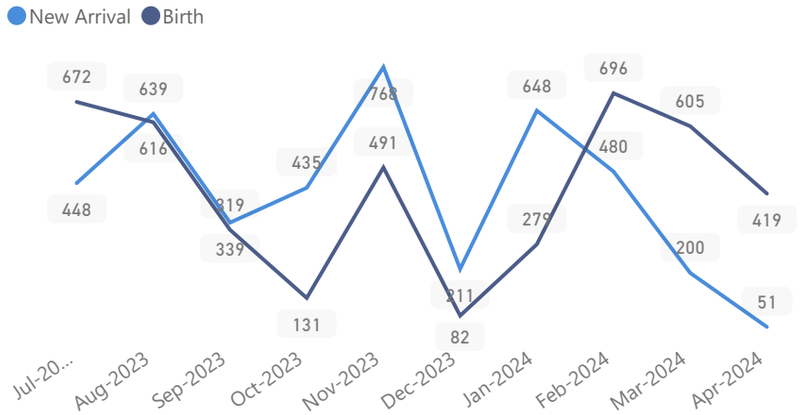


## Top Zones

| Zone | HHs | Individuals |
|---|---|---|
| Sweswe | 6,404 | 22,815 |
| Byabakora | 5,587 | 21,806 |
| Bwiriza | 5,886 | 21,382 |
| Mukondo | 4,668 | 18,035 |
| Itambabiniga | 4,647 | 17,099 |

| Country of Origin | Total |
|---|---|
| DR Congo | 121,614 |
| Rwanda | 4,087 |
| Burundi | 3,375 |
| South Sudan | 51 |
| Congo, Republic of the | 13 |
| Kenya | 13 |

## Occupation - Top 5

21 % Have occupation

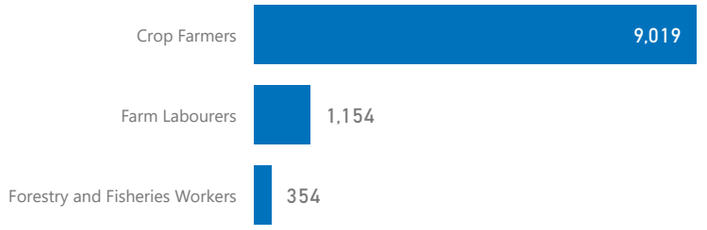


* Age is between 18 - 59 years for Occupation

## Age & Gender Breakdown

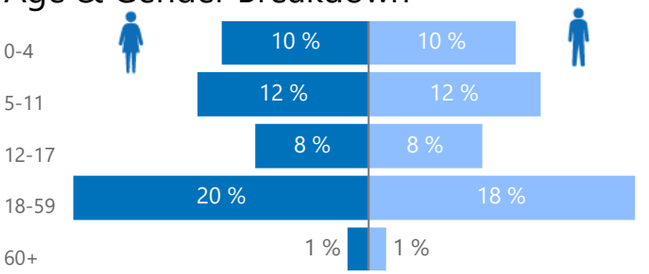


## Specific Needs - Top 7

22,936 12,520

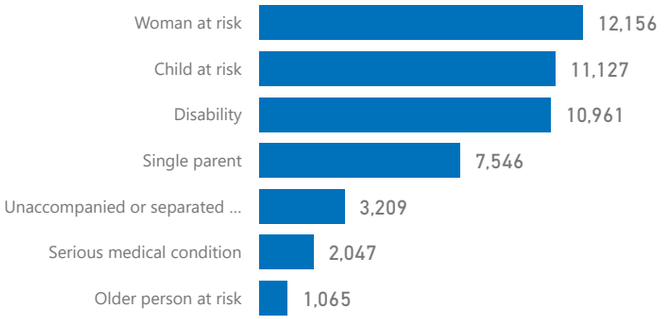


## Assistance Status

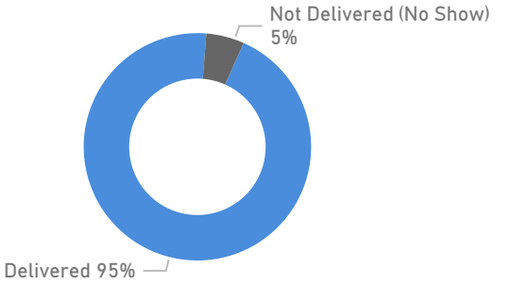

# UGANDA- POPULATION DASHBOARD

ANNEX III - SETTLEMENT PROFILES 30-Apr-2024

## Kyangwali

| Total Population | Total Refugees |
|---|---|
| 137,183 | 136,741 |
| Total Households | Total Asylum-Seekers |
| 41,115 | 442 |

Women and Children
83 %
113,324

Female
53 %
72,725

Elderly
3 %
4,423

Youth 15-24
18 %
24,598

## Top Zones

| Zone | HHs | Individuals |
|---|---|---|
| Kyebitaka | 2,628 | 10,995 |
| Mukunyu A | 2,794 | 7,451 |
| Mombasa | 1,974 | 7,328 |
| Kagoma | 2,106 | 7,309 |
| WAIBUGA | 2,182 | 7,119 |
| Kentomi | 2,372 | 7,094 |
| KARUHINDA | 2,238 | 7,061 |
| MALUMBA | 1,928 | 6,086 |
| Nyampindu | 1,996 | 5,962 |
| NYABITETE | 1,782 | 5,954 |

| Country of Origin | Total |
|---|---|
| DR Congo | 132,810 |
| South Sudan | 3,593 |
| Rwanda | 625 |
| Burundi | 136 |
| Kenya | 11 |
| Sudan | 5 |

## Age & Gender Breakdown

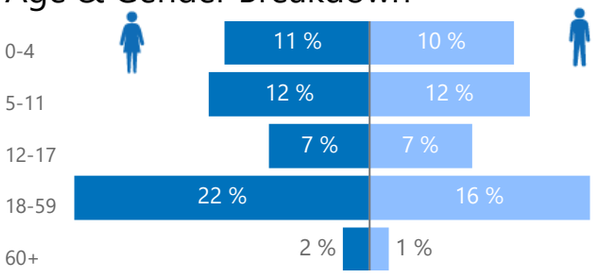


## Specific Needs - Top 7

24,544 9,986

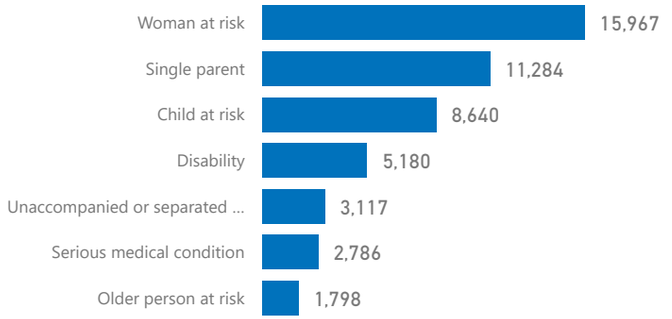


## New Registration by Month

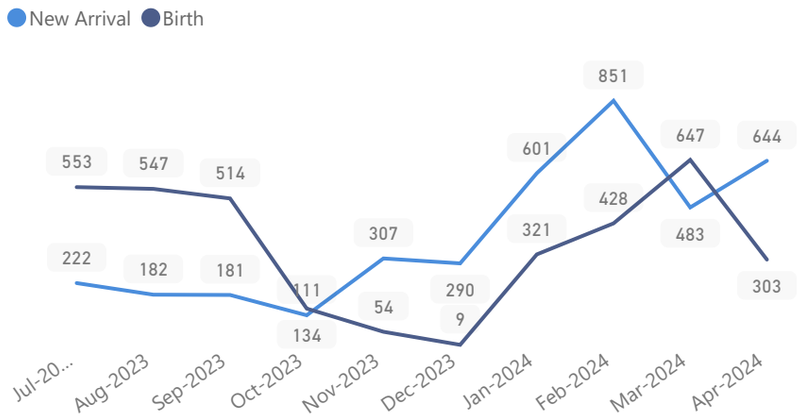


## Occupation - Top 5

40 % Have occupation

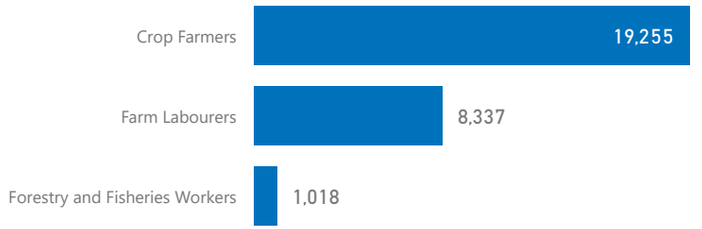


* Age is between 18 - 59 years for Occupation

## Assistance Status

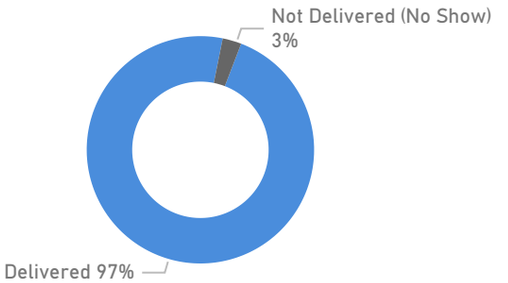

# UGANDA- POPULATION DASHBOARD

ANNEX III - SETTLEMENT PROFILES 30-Apr-2024

## Lobule

| Total Population | Total Refugees |
|---|---|
| 6,095 | 6,095 |
| Total Households | Total Asylum-Seekers |
| 967 | 0 |

Women and Children
84 %
5,105

Female
53 %
3,215

Elderly
3 %
178

Youth 15-24
28 %
1,725

## Zones

| Zone | HHs | Individuals |
|---|---|---|
| Zone B | 495 | 3,214 |
| Zone A | 472 | 2,881 |

## Age & Gender Breakdown

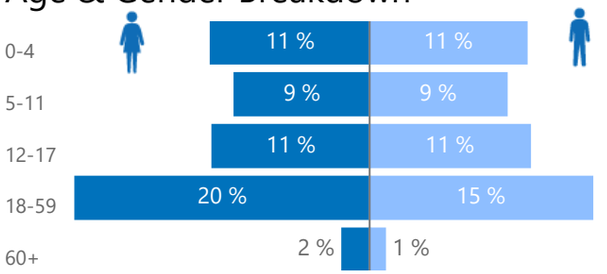


## Country of Origin

| Country of Origin | Total |
|---|---|
| DR Congo | 6,091 |
| South Sudan | 3 |
| Somalia | 1 |

## Specific Needs

- Top 7

1,062 628

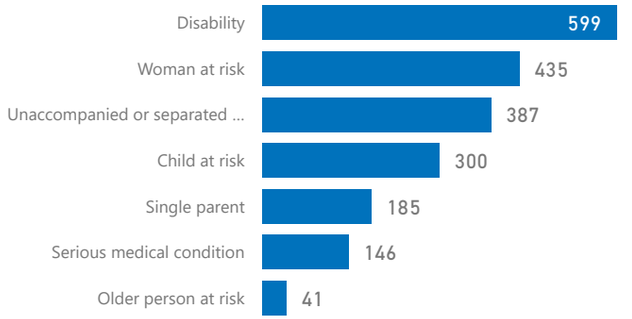


## New Registration by Month

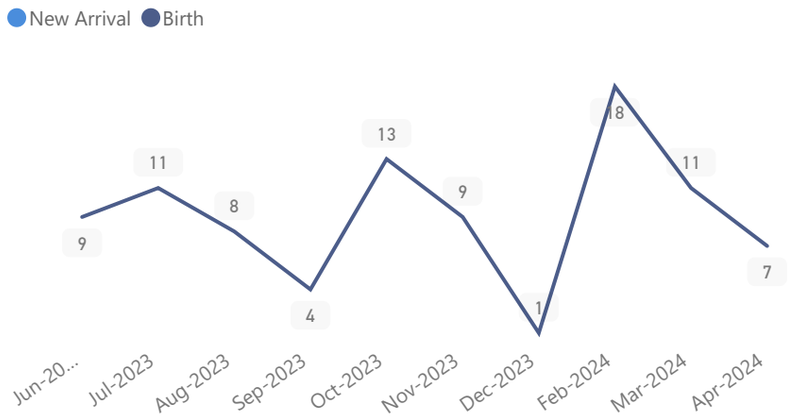


## Occupation

- Top 5

36 % Have occupation

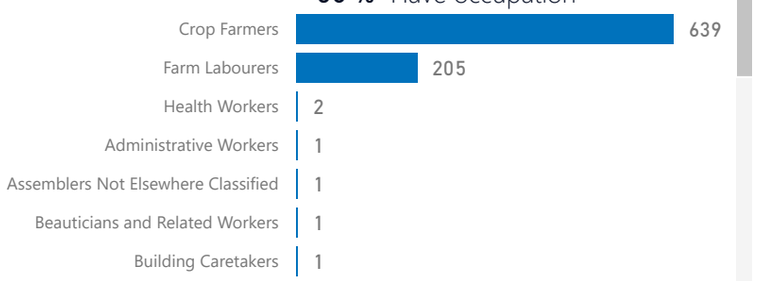


* Age is between 18 - 59 years for Occupation

## Assistance Status

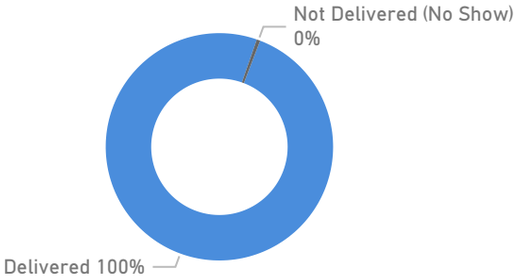

# UGANDA- POPULATION DASHBOARD

ANNEX III - SETTLEMENT PROFILES 30-Apr-2024

## Nakivale

| Total Population | Total Refugees |
|---|---|
| 186,493 | 182,240 |
| Total Households | Total Asylum-Seekers |
| 57,143 | 4,253 |

Women and Children
77 %
144,119

Female
50 %
94,081

Elderly
3 %
4,859

Youth 15-24
22 %
41,587

## Top Zones

| Zone | HHs | Individuals |
|---|---|---|
| Rubondo | 29,969 | 84,966 |
| Base Camp | 17,238 | 67,216 |
| Juru | 9,479 | 33,325 |

## Country of Origin

| Country of Origin | Total |
|---|---|
| DR Congo | 124,140 |
| Burundi | 32,857 |
| Rwanda | 15,426 |
| Somalia | 11,887 |
| Ethiopia | 1,078 |
| Eritrea | 838 |

## Age & Gender Breakdown

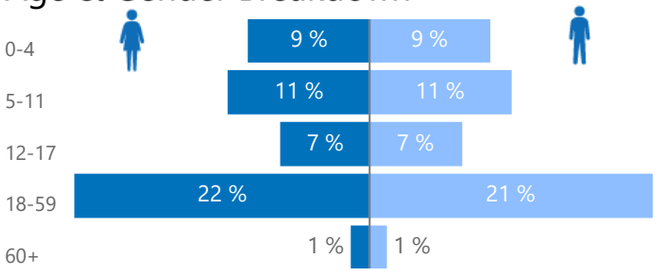


## Specific Needs - Top 7

24,137 13,447

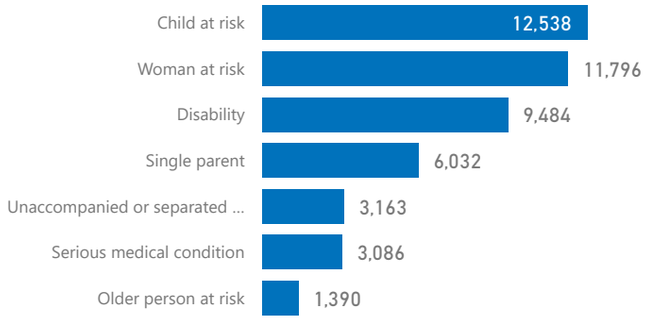


## New Registration by Month

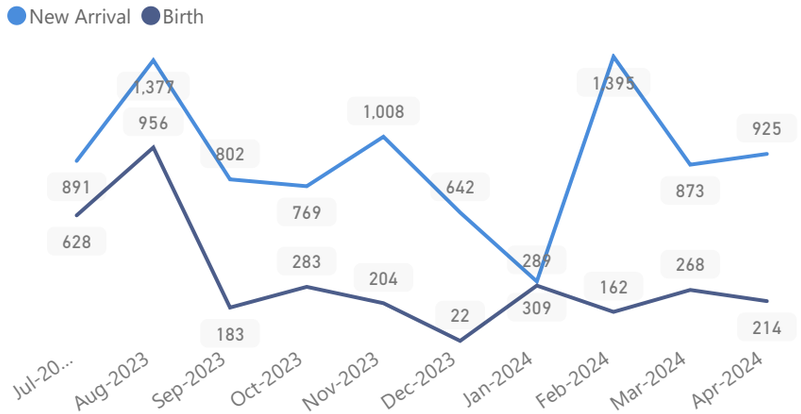


## Occupation - Top 5

22 % Have occupation

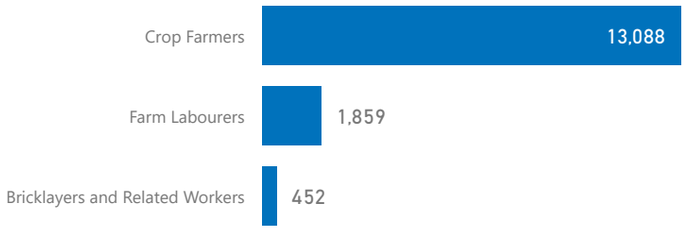


* Age is between 18 - 59 years for Occupation

## Assistance Status

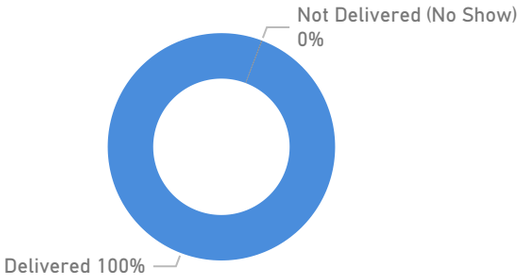

# UGANDA- POPULATION DASHBOARD

ANNEX III - SETTLEMENT PROFILES 30-Apr-2024

## Oruchinga

| Total Population | Total Refugees |
|---|---|
| 7,982 | 7,980 |
| **Total Households** | **Total Asylum-Seekers** |
| 1,750 | 2 |

Women and Children
80 %
6,411

Female
52 %
4,114

Elderly
3 %
261

Youth 15-24
21 %
1,683

## Top Zones

| Zone | HHs | Individuals |
|---|---|---|
| Kifunjo | 540 | 2,307 |
| Michinga | 437 | 2,055 |
| Busheka | 436 | 2,024 |

## Country of Origin

| Country of Origin | Total |
|---|---|
| DR Congo | 4,120 |
| Rwanda | 2,078 |
| Burundi | 1,705 |
| South Sudan | 78 |
| Sudan | 1 |

## Age & Gender Breakdown

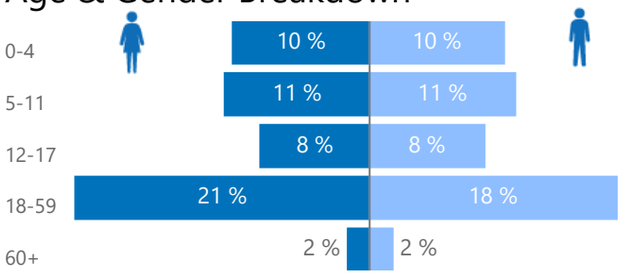


## Specific Needs - Top 7

1,688 1,033

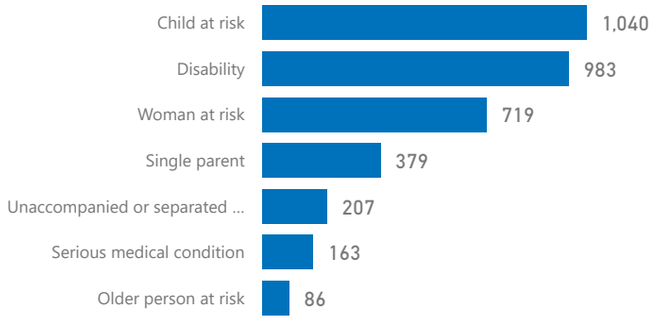


## New Registration by Month

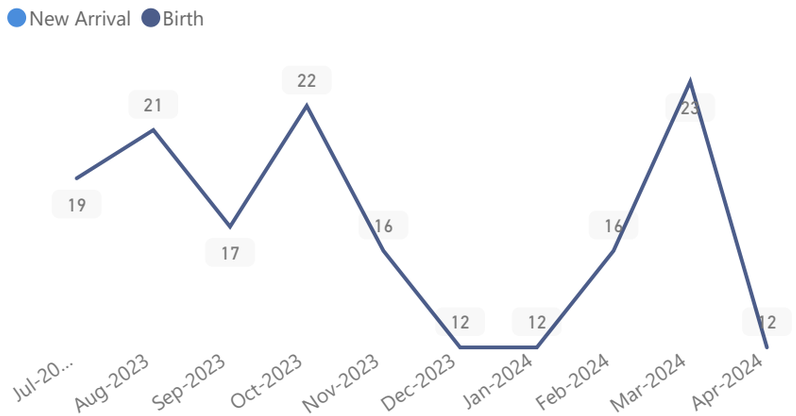


## Occupation - Top 5

37 % Have occupation

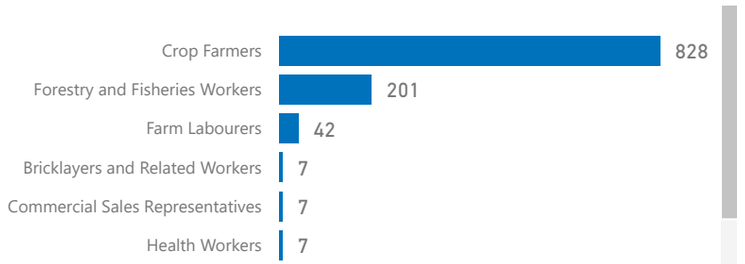


* Age is between 18 - 59 years for Occupation

## Assistance Status

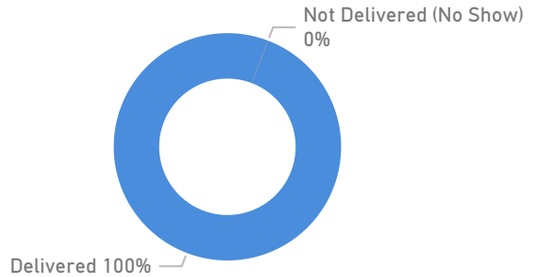

# UGANDA- POPULATION DASHBOARD

ANNEX III - SETTLEMENT PROFILES 30-Apr-2024

## Palabek

| Total Population | Total Refugees |
|---|---|
| 82,202 | 82,201 |
| **Total Households** | **Total Asylum-Seekers** |
| 17,350 | 1 |

Women and Children
86 %
70,491

Female
50 %
41,145

Elderly
2 %
1,387

Youth 15-24
24 %
19,712

## Top Zones

| Zone | HHs | Individuals |
|---|---|---|
| Zone 6 | 4,116 | 20,623 |
| Zone 5B | 2,791 | 12,613 |
| Zone 7 | 2,188 | 10,776 |
| Zone 4 | 1,814 | 7,976 |
| Zone 5A | 1,395 | 7,659 |
| Zone 8 | 1,398 | 6,322 |
| Zone 3 | 1,166 | 6,123 |
| Zone 2 | 1,069 | 3,959 |
| Zone 1 | 935 | 3,629 |
| Zone 9 | 462 | 2,481 |

| Country of Origin | Total |
|---|---|
| South Sudan | 81,915 |
| Sudan | 240 |
| DR Congo | 47 |

## Age & Gender Breakdown

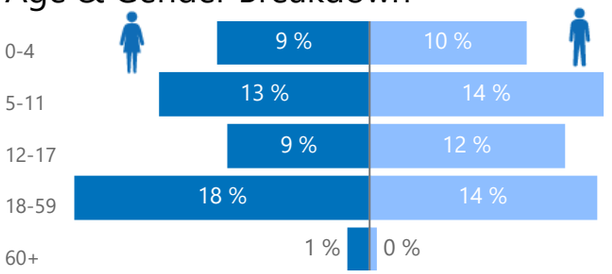


## Specific Needs - Top 7

5,022 2,785

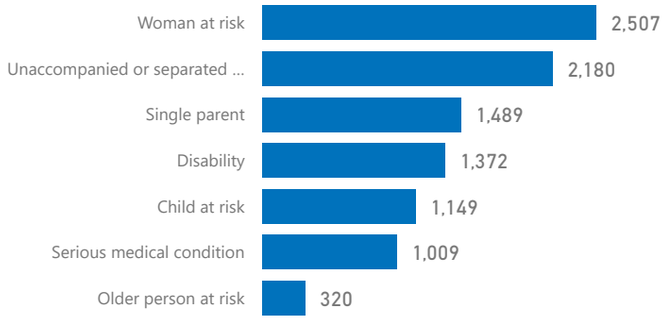


## New Registration by Month

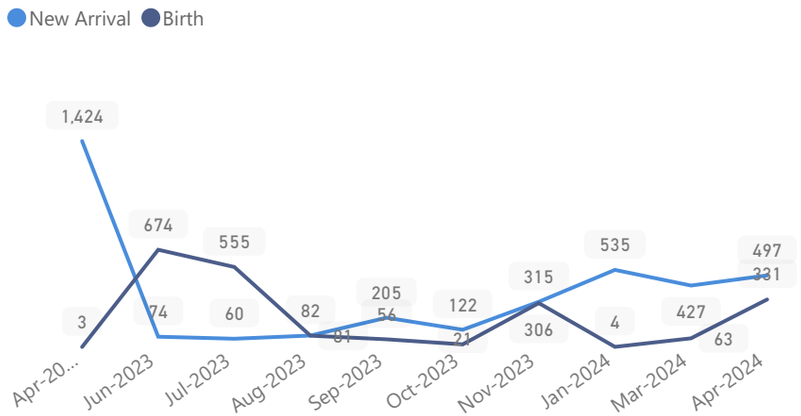


## Occupation - Top 5

19 % Have occupation

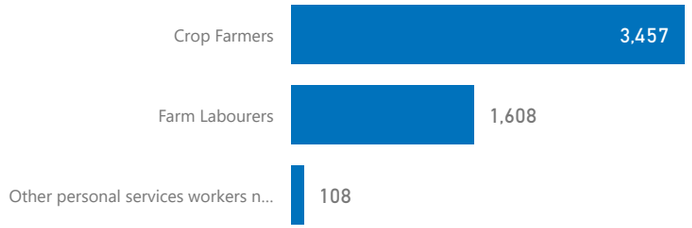


* Age is between 18 - 59 years for Occupation

## Assistance Status

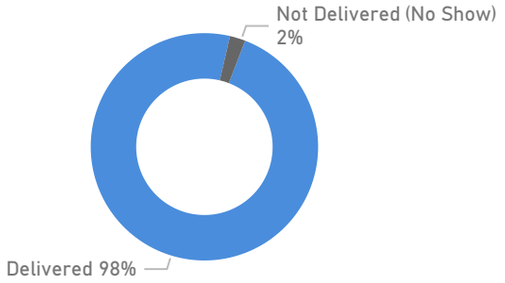

# UGANDA- POPULATION DASHBOARD

ANNEX III - SETTLEMENT PROFILES 30-Apr-2024

## Palorinya

| Total Population | Total Refugees |
|---|---|
| 131,814 | 131,805 |
| **Total Households** | **Total Asylum-Seekers** |
| 27,265 | 9 |

Women and Children
81 %
106,448

Female
53 %
69,338

Elderly
4 %
5,183

Youth 15-24
25 %
32,954

## New Registration by Month

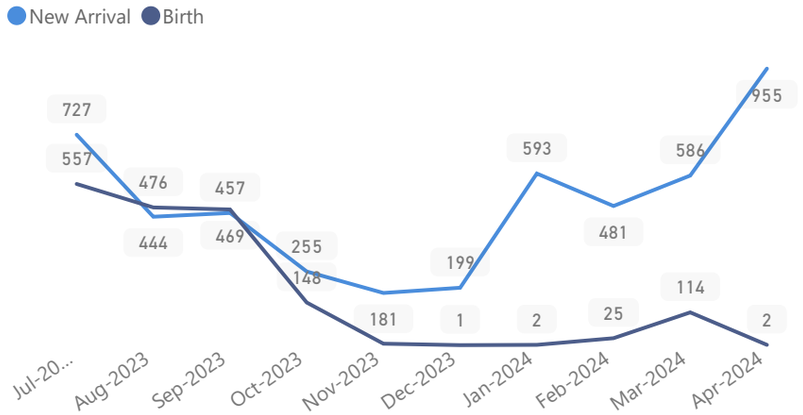


## Top Zones

| Zone | HHs | Individuals |
|---|---|---|
| Morobi | 8,638 | 42,134 |
| Dongo West | 5,176 | 24,821 |
| Chinyi | 4,348 | 19,506 |
| Basecamp Ibakwe | 2,720 | 14,942 |
| Dongo East | 2,660 | 12,968 |
| Belemaling | 2,119 | 10,374 |
| Budri | 1,576 | 7,007 |

| Country of Origin | Total |
|---|---|
| South Sudan | 131,718 |
| DR Congo | 42 |
| Sudan | 38 |
| Eritrea | 12 |
| Rwanda | 2 |
| Congo, Republic of the | 1 |
| Somalia | 1 |

## Occupation - Top 5

15 % Have occupation

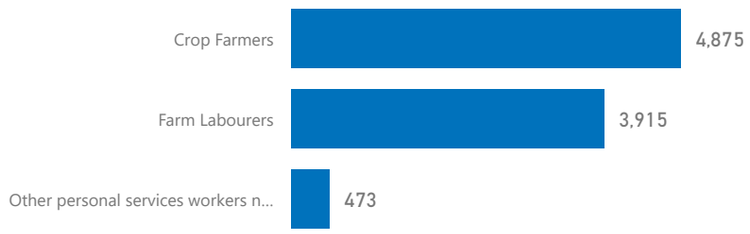


* Age is between 18 - 59 years for Occupation

## Age & Gender Breakdown

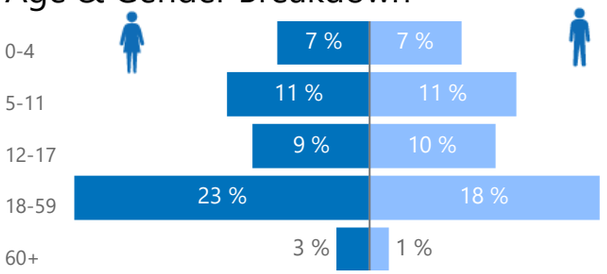


## Specific Needs - Top 7

14,801 6,721

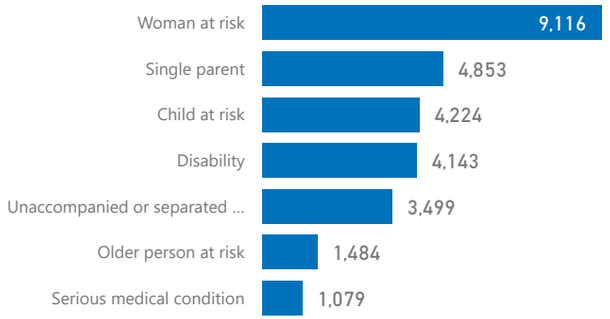


## Assistance Status

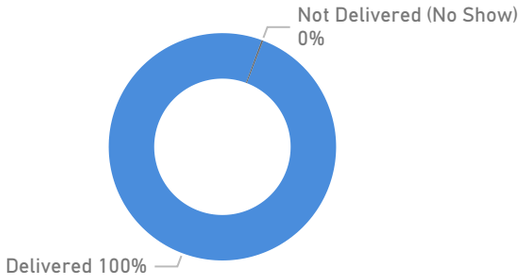

# UGANDA- POPULATION DASHBOARD

ANNEX III - SETTLEMENT PROFILES 30-Apr-2024

Rhino

| Total Population | Total Refugees |
|---|---|
| 158,271 | 158,221 |
| Total Households | Total Asylum-Seekers |
| 29,372 | 50 |

Women and Children
83 %
131,659

Female
50 %
79,730

Elderly
2 %
3,095

Youth 15-24
27 %
42,611

## New Registration by Month

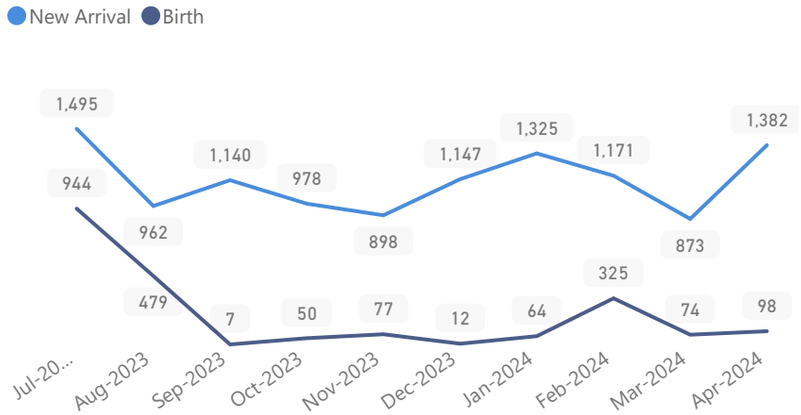


## Zones

| Zone | HHs | Individuals |
|---|---|---|
| Zone Vii | 9,843 | 49,192 |
| Zone Vi | 4,969 | 26,783 |
| Zone Ii | 4,974 | 21,919 |
| Zone Iii | 3,593 | 18,962 |
| Zone I | 2,356 | 15,797 |
| Zone V | 1,854 | 14,447 |
| Zone Iv | 1,781 | 11,169 |

| Country of Origin | Total |
|---|---|
| South Sudan | 151,157 |
| DR Congo | 5,487 |
| Sudan | 1,519 |
| Rwanda | 36 |
| Central African Republic | 23 |
| Ethiopia | 13 |

## Occupation - Top 5

9 % Have occupation

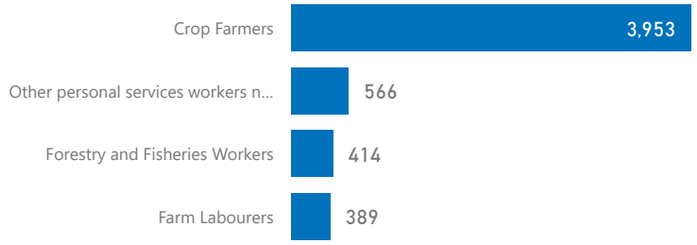


* Age is between 18 - 59 years for Occupation

## Age & Gender Breakdown

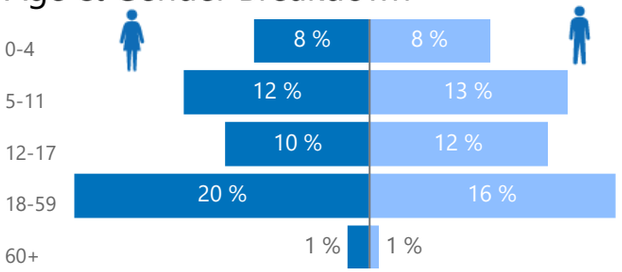


## Specific Needs - Top 7

15,784 10K

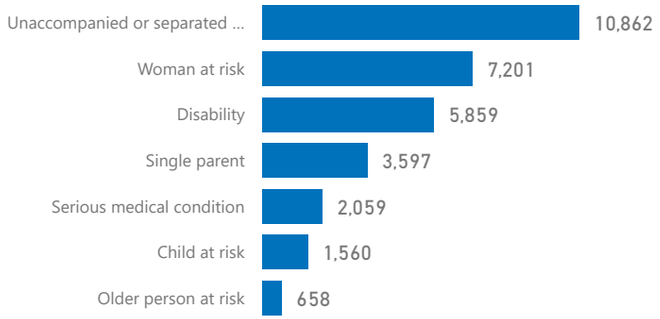


## Assistance Status

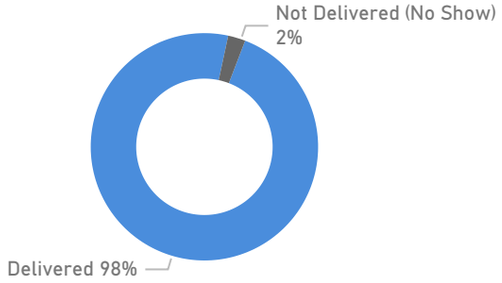

# UGANDA- POPULATION DASHBOARD

ANNEX III - SETTLEMENT PROFILES 30-Apr-2024

## Rwamwanja

| Total Population | Total Refugees |
|---|---|
| 96,478 | 95,461 |
| Total Households | Total Asylum-Seekers |
| 22,620 | 1,017 |

Women and Children
82 %
79,499

Female
51 %
49,652

Elderly
2 %
2,363

Youth 15-24
18 %
17,483

## New Registration by Month

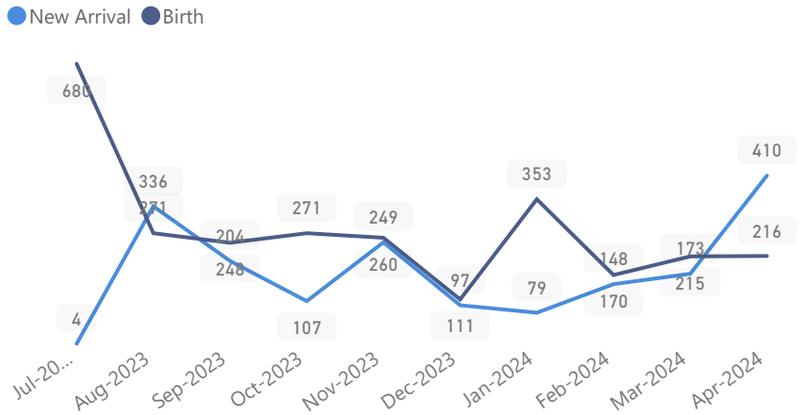


## Top Zones

| Zone | HHs | Individuals |
|---|---|---|
| Kyempango | 10,387 | 37,896 |
| Kaihora | 2,221 | 11,417 |
| Mahani | 2,331 | 10,687 |
| Ntenungi | 1,755 | 8,624 |
| Nkoma | 1,750 | 8,586 |
| Base Camp | 1,880 | 8,445 |
| Mahiga | 952 | 4,346 |
| Kikuura | 562 | 2,667 |
| Waijagahe | 421 | 2,085 |
| Buguta | 335 | 1,667 |

| Country of Origin | Total |
|---|---|
| DR Congo | 95,934 |
| Rwanda | 300 |
| South Sudan | 159 |
| Burundi | 59 |
| Somalia | 11 |
| Kenya | 7 |

## Occupation - Top 5

48 % Have occupation

* Age is between 18 - 59 years for Occupation

## Age & Gender Breakdown

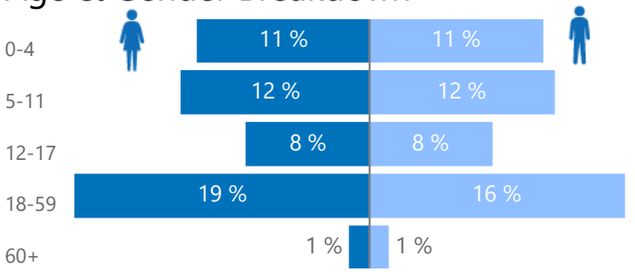


## Specific Needs - Top 7

12,205 4,868

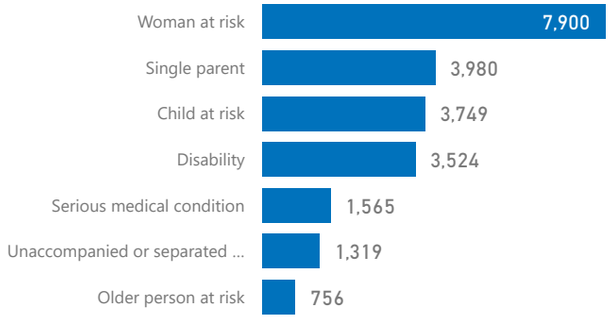

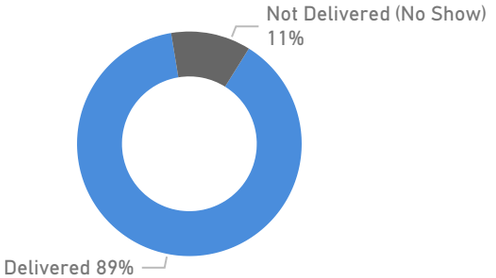
## Assistance Status