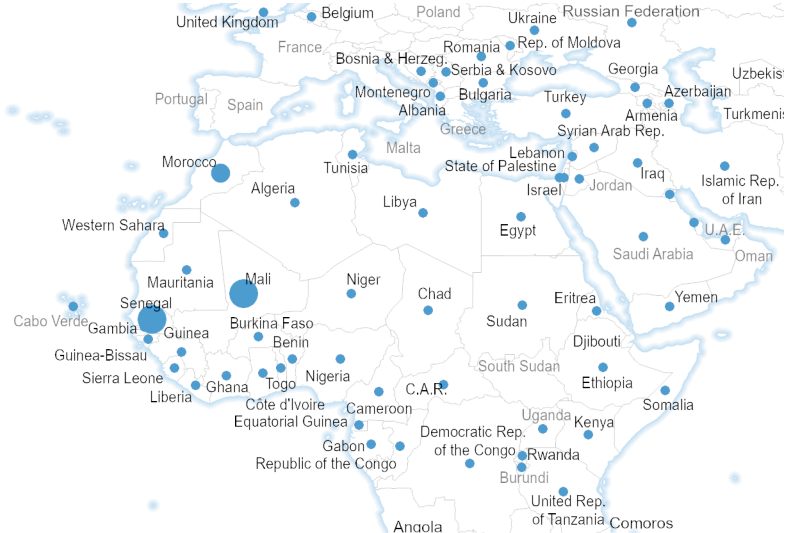
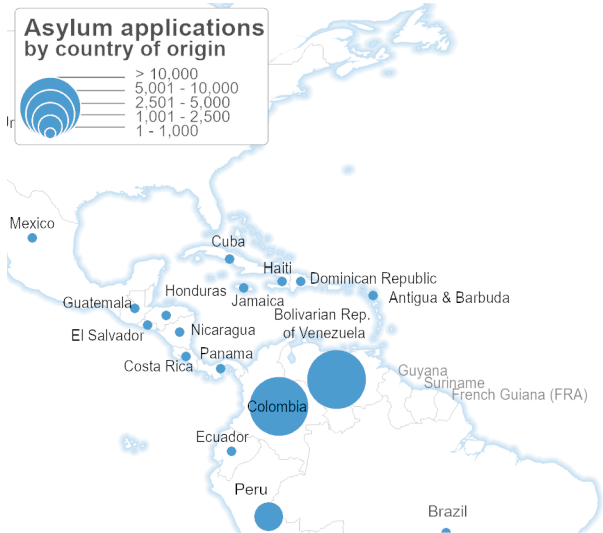


SPAIN ASYLUM APPLICATIONS

1 Jan - 30 Apr 2024



56,792 New asylum app. until 30 Apr 2024 ↑ 7% Dif. 2023

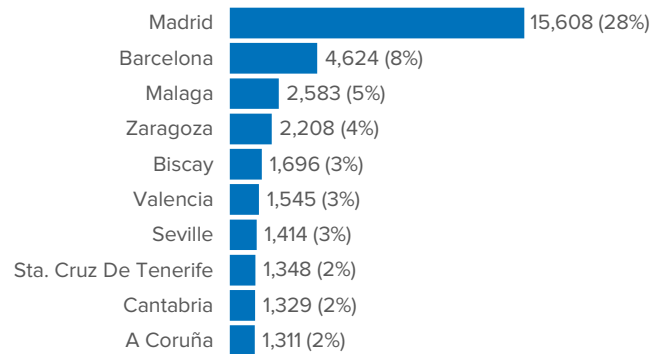
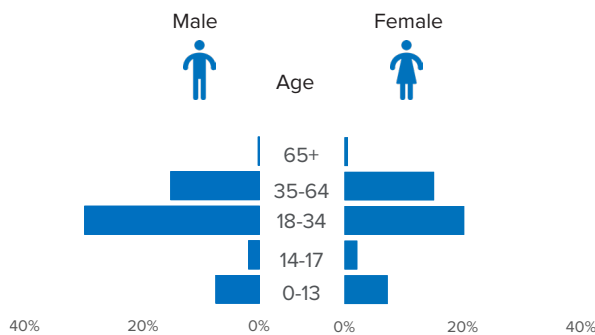
11% Recognition rate ↑ 7% Dif. 2023

49% Protection rate¹

238,475 Total Pending app.² ↑ 63% Dif. 2023

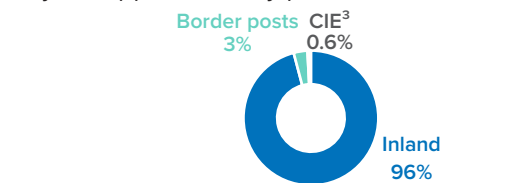
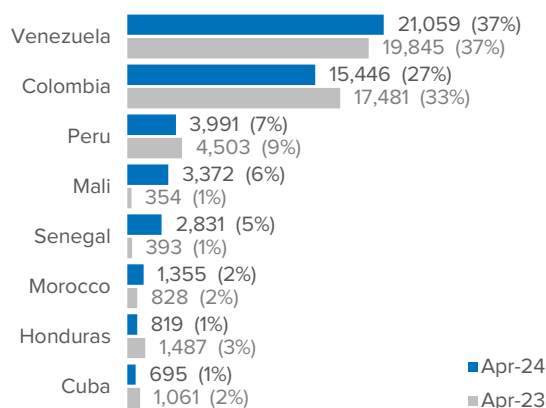
Percentage of asylum applications by gender and age²

Main provinces of asylum applications

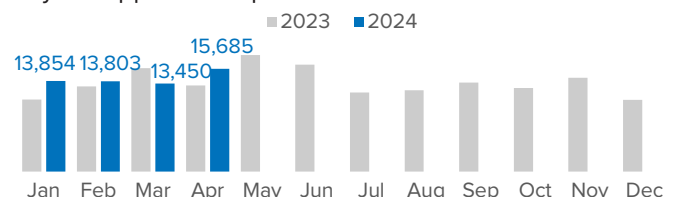


Most common nationalities of asylum applicants

Asylum applications by place of submission



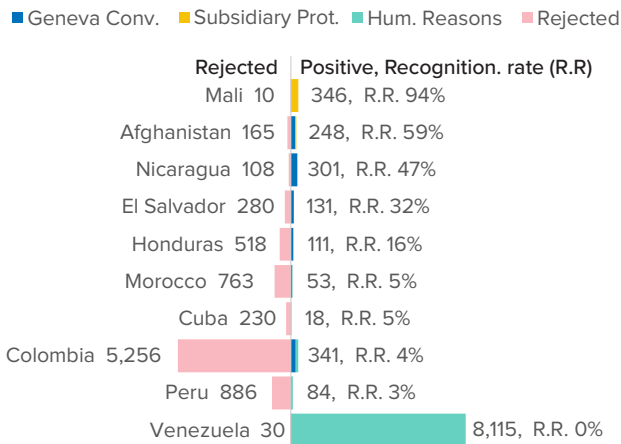
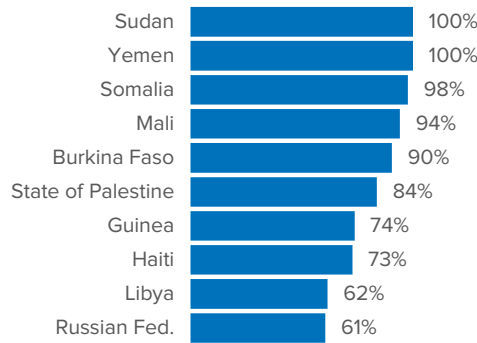
Asylum applications per month



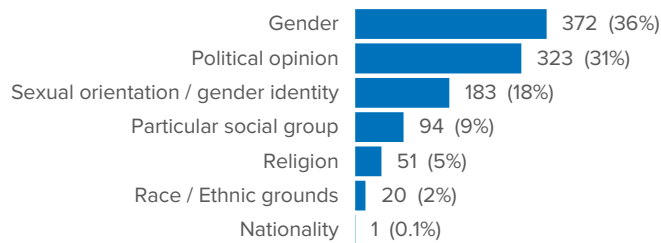
Source: Unless otherwise indicated, provisional figures by the Asylum and Refugee Office, Ministry of Interior, Spain.

¹Protection rate: Refugee status, subsidiary protection, and humanitarian reasons.

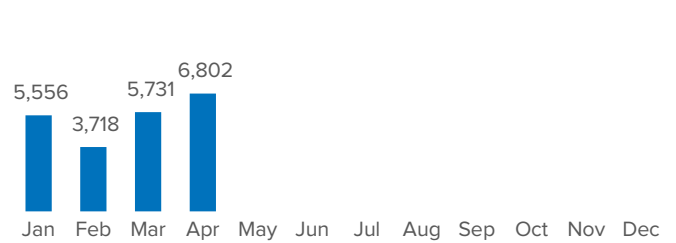
²Eurostat as of Apr 2024 ³CIE: Removal detention centre (In Spanish: *Centro de Internamiento de Extranjeros*, CIE).

Eligibility Commission proposals⁴: 21,807

 Countries with highest recognition rate⁵


Recognition of Geneva Conv. Status by protection category

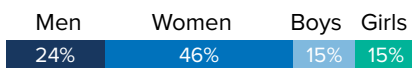


Eligibility Commission proposals per month



SPAIN TEMPORARY PROTECTION

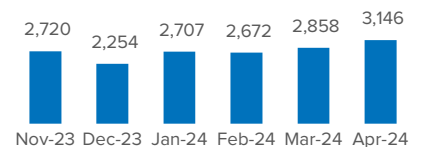
206,389

 Temporary Protection applications
 11 Mar 2022 - 30 Apr 2024


3,146

 Temporary Protection applications
 1 - 30 Apr 2024


Applications (last six months)



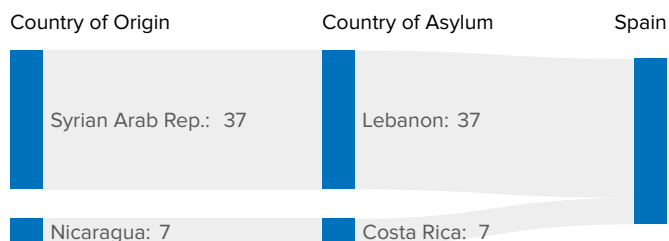
SPAIN RESETTLEMENT 2024⁶

1 Jan - 30 Apr 2024


44

 Refugees resettled in Spain⁷


Refugees resettled in Spain by country of origin and country of asylum



Refugees resettled in Spain per month


⁴Proposals by the Interministerial Eligibility Commission recommended to the Minister of Interior

⁵Only shows countries with at least 15 total proposals.

⁶More information on resettlement: [UNHCR Resettlement Data Finder](#)