



# In-camp Post Distribution Monitoring Report

## Turkiye Q1/2024

### Introduction

Turkiye currently hosts approximately 3.5 million refugees, the largest refugee population in the world, the majority of whom are Syrians displaced by the decade long conflict. According to the latest (May 2024) figures of the Presidency of Migration Management (PMM), 57,774 vulnerable Syrians live in camps located in the South-East region of Turkey, corresponding to around two percent of the Syrian refugee population in Turkey. WFP partners with the Turk Kizilay (TK) to provide e-voucher assistance to 42,201 in-camp refugees through the Kizilaykart, as of March 2024. The card is topped-up with TRY 300 per person per month to cover mainly food but also limited essential non-food needs. The Government of Turkey provides each refugee household with containers as well as basic household equipment such as electrical stoves and utensils.

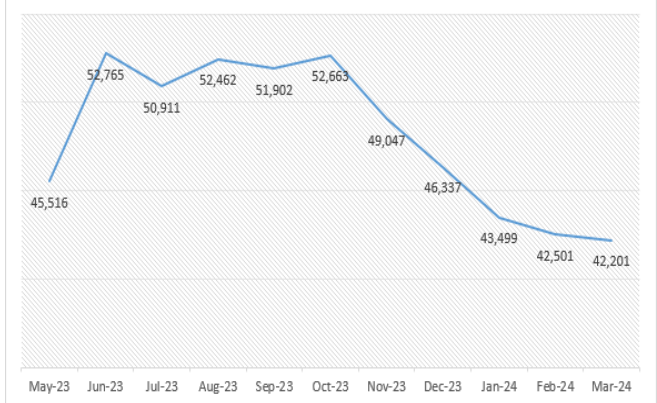
### Objectives and Methodology

Post Distribution Monitoring (PDM) activities aim to measure in-camp refugees' ability to meet their basic needs, assess how it has evolved over time, and how the e-voucher programme has assisted households in order to ensure a smooth implementation process. WFP publishes the in-camp PDM report bi-annually. PDM surveys capture information on households' food consumption, dietary diversity, coping strategies, and expenditure patterns through which the overall well-being of the households is assessed to facilitate evidence-based programme intervention. PDM surveys are conducted as a cross-sectional survey using a single stage random sample of beneficiary households who receive assistance through e-vouchers in the six camps supported by WFP. Field Monitoring Assistants conducted a total of 382 surveys between January and March 2024 through face to face interviews. The sample size was determined based on the overall camp population and then proportionately distributed to each camp. Thus, the results are representative for all in-camp refugees, but not at camp level.

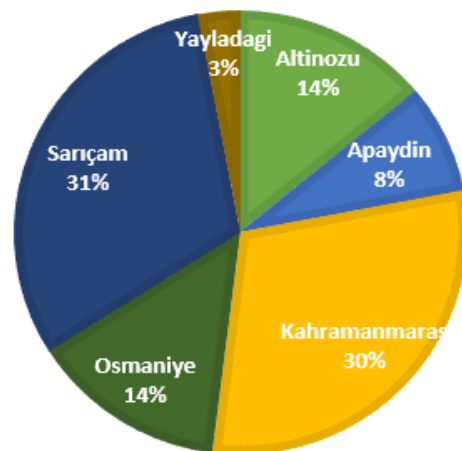
### Highlights

- Economic factors remain primary determinants of food security, with 23% of households classified as food insecure and 74% vulnerable to food insecurity.
- Gender disparities persist, with 88% of households reporting that women do not contribute to income.
- While WFP assistance is no longer the primary income source for beneficiary households (12%), 54% rely on casual unskilled wage labour, indicating a shift towards self-reliance; however, 75% still report WFP assistance as their secondary income source, emphasizing the ongoing importance of external support.
- There is widespread reliance on consumption coping strategies, with 84% of households resorting to at least one type of coping behavior.
- Positive trends are observed in accountability and program awareness, with 98% reporting respectful treatment and 58% adequately informed about the program.

Caseload over time

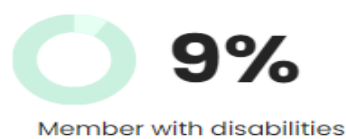
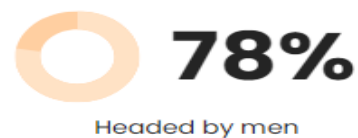


Percent distribution of surveyed beneficiaries by camps



## Demographic Profile:

- **Male-Headed Households:** The majority (78%) of beneficiary households are headed by men, suggesting potential gender disparities in decision-making and resource allocation.
- **Households with vulnerable members:** 24 percent of surveyed households have at least one pregnant or lactating woman or a person with disability. While the presence of lactating/pregnant women (16.5%) highlights the need for targeted support for maternal and child health, households with disabled members (9%) underscore the importance of inclusive assistance programs.
- **Post-Earthquake Relocation:** A significant portion (38%) of households moved to their current location after the earthquake.

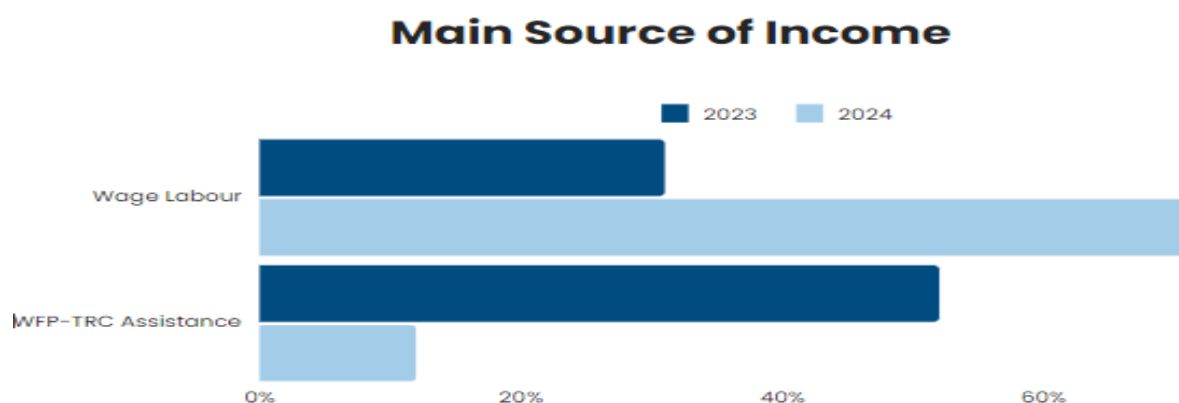


## Household Size:

- **Size Distribution:** More than half of the beneficiary households have 5-9 members, indicating relatively larger family sizes and potentially increased resource needs.

## Socioeconomic Characteristics:

- **Women's Contribution to Household Income:** In 88 percent of households, women do not contribute to household income, reflecting limited economic opportunities for women and patriarchal family culture.
- **Main Source of Income:** WFP assistance is no longer the primary income source for beneficiary households, with only 12 percent relying on it. Instead, 54 percent depend on casual unskilled wage labour to meet their needs, indicating a shift towards self-reliance and labour-based income generation.
- **Secondary Source of Income:** Despite the decline in reliance on WFP assistance, 75 percent of households still report it as their second source of income, highlighting the continued importance of external support.
- **Debts:** Approximately 32.5 percent of beneficiary households report having debts, indicating a financial burden within the community.



## Food Security:

### Current Status:

- **Levels of Food Insecurity:** Analysis reveals that 23 percent of beneficiary households are currently classified as food insecure, while an additional 74 percent are deemed vulnerable to food insecurity. These findings underscore the challenges faced by a substantial portion of the community in meeting their nutritional needs.

### Disparities in Food Security:

- **Gender Disparity:** Food insecurity appears to be more prevalent among female-headed households, with 29 percent experiencing food insecurity compared to 21 percent of male-headed households. This disparity suggests potential vulnerabilities faced by women in accessing and securing adequate food resources.

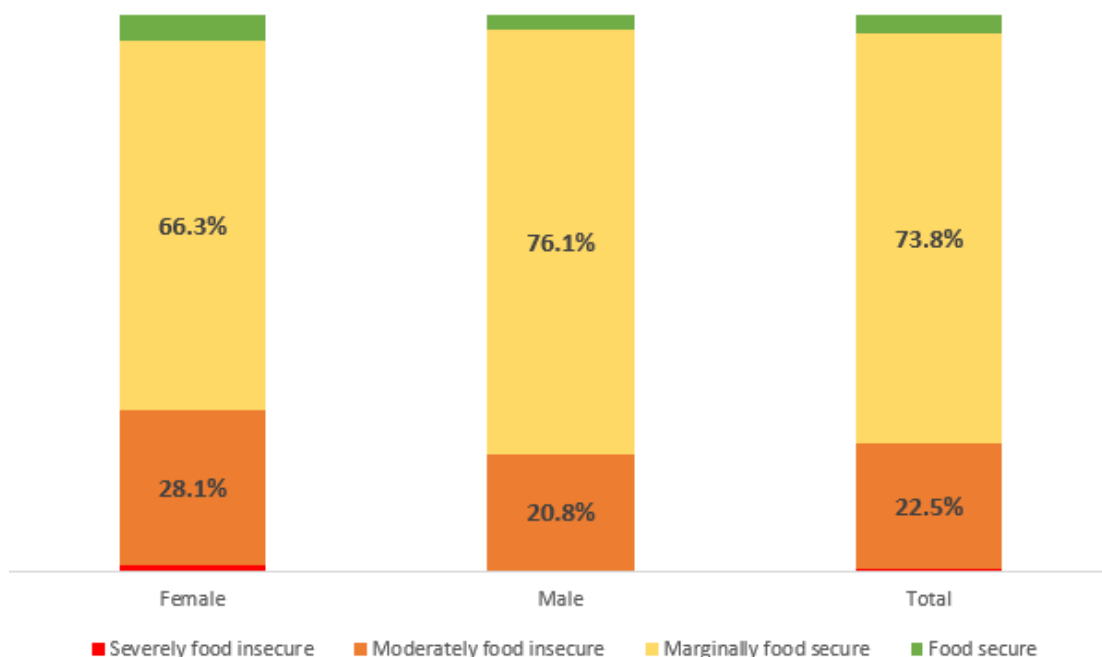
### Factors Influencing Food Security:

- **Economic Conditions:** Economic factors emerge as primary determinants of food security, overshadowing demographic characteristics. The data indicates that households with multiple income sources are less likely to experience food insecurity, highlighting the importance of diversified livelihood strategies in mitigating food-related risks.

### Impact of Income Sources:

- **WFP Assistance vs. Wage Labor:** Notably, households relying on WFP assistance as their main income source exhibit higher rates of food insecurity, with 30 percent classified as food insecure. In contrast, this ratio decreases to 19 percent among households depending on wage labour to meet their needs. This suggests that stable and diversified income sources play a pivotal role in enhancing food security outcomes within the community.

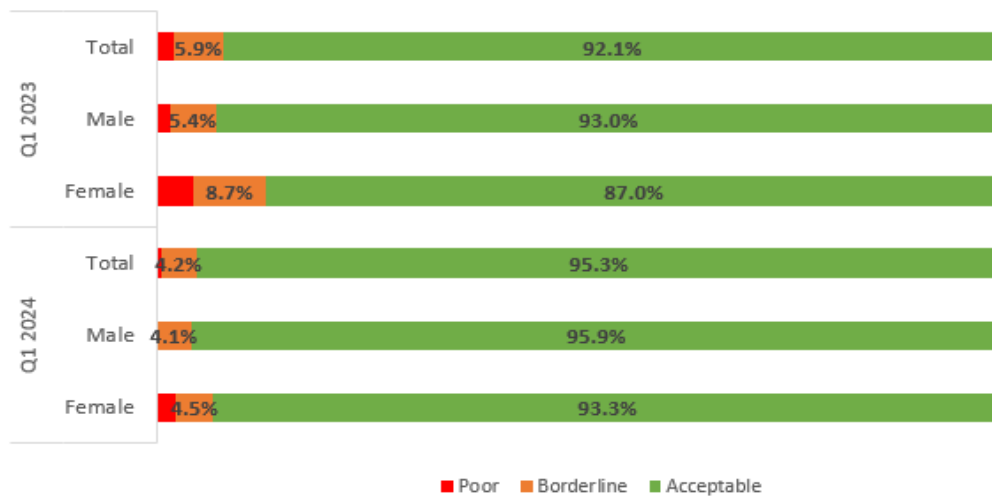
*Food Security by Gender*



# Food Consumption and Expenditures:

## Food Consumption:

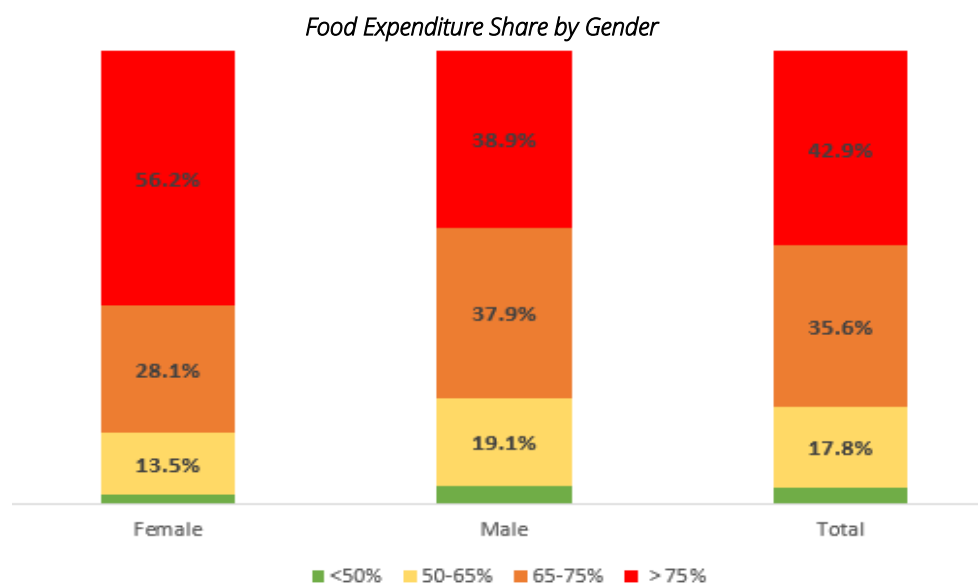
- **Acceptable Food Consumption:** Overall, there has been a slight improvement in households with acceptable food consumption, reaching 95 percent compared to Q1 2023.
- **Impact of Disability:** However, a concerning trend emerges among households with members with disabilities, where only 79 percent report acceptable food consumption. This suggests a disparity in access to adequate nutrition for households facing additional challenges due to disabilities.



## Expenditure on Food:

- **Budget Allocation:** Around half (43%) of households allocate more than 75 percent of their budget to purchasing food, indicating a heavy reliance on food expenditures.
- **Gender Disparity:** Female-headed households appear to be disproportionately affected, with 56 percent spending more than 75 percent of their budget on food, compared to 39 percent of male-headed households. This gender disparity underscores the heightened vulnerability of female-headed households in managing food expenses.

• **Impact of Disability:** Similarly, households with disabled members also allocate a substantial portion of their budget to purchasing food, suggesting additional financial strain in meeting nutritional needs.



## Coping Strategies

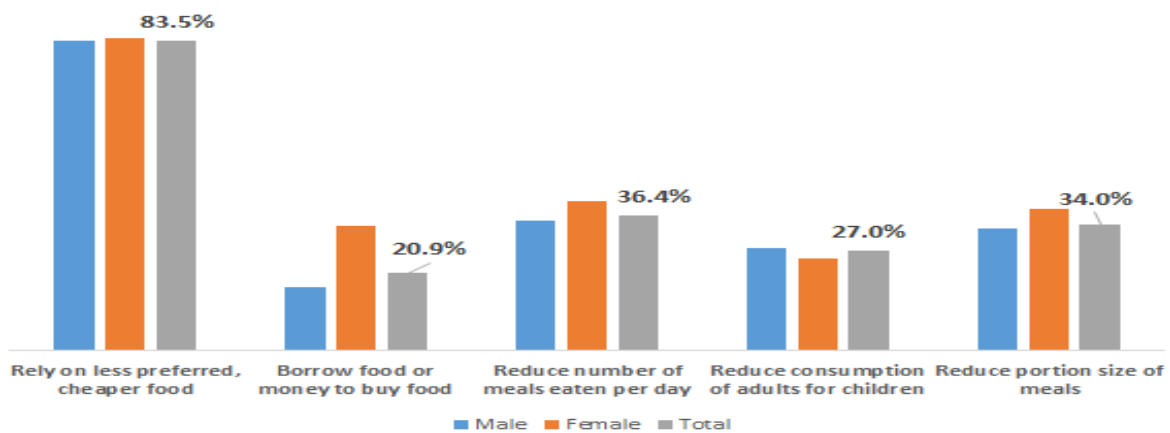
### Consumption Coping Strategies:

**High Utilization:** A significant majority of beneficiary households, comprising 84 percent, resort to at least one type of consumption coping strategy. This indicates widespread reliance on adaptive measures to manage food insecurity and limited resources.

**Preference for Cheaper Food:** The most widely adopted coping strategy remains the reliance on less preferred, cheaper food options. This suggests that households prioritize affordability over dietary preferences in ensuring food access.

**Gender Disparity:** Female-headed households exhibit a higher prevalence of coping behaviours compared to their male-headed counterparts. This indicates heightened vulnerability among female-headed households in managing food insecurity and resource constraints.

**Impact of Disability:** Similarly, households with members facing disabilities also engage in coping behaviours at a higher rate than households without disabilities. This suggests that additional socio-economic challenges associated with disabilities contribute to increased reliance on consumption coping strategies.

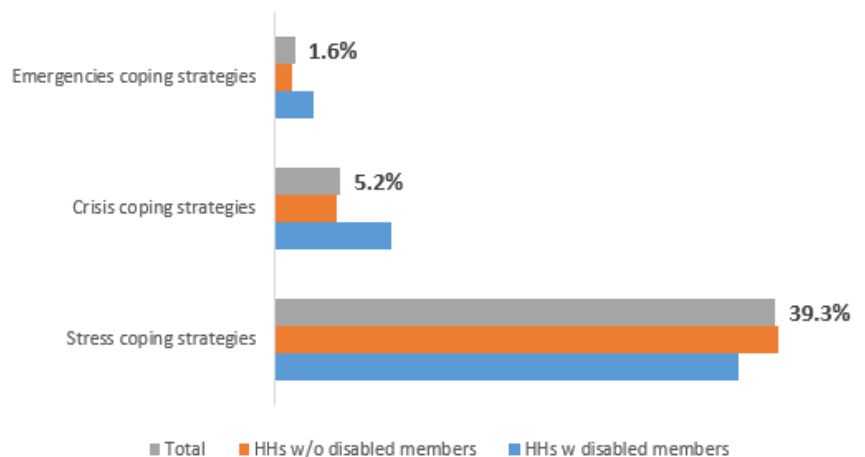


### Livelihood Coping Strategies:

**Long-term Coping Behaviours:** Nearly half (46%) of beneficiary households resort to long-term coping behaviours to sustain their livelihoods. These strategies likely involve sustainable but potentially less favourable adjustments to income generation and resource management.

**Gender Disparity:** Female-headed households demonstrate a higher propensity to adopt emergency-level coping behaviours compared to their male-headed counterparts. This suggests that female-headed households face heightened vulnerability and resource constraints, necessitating more immediate and drastic coping measures.

**Impact of Disability:** Similarly, households with members facing disabilities exhibit a greater reliance on crisis and emergency-level coping behaviours. The additional socio-economic challenges associated with disabilities likely exacerbate the need for urgent and drastic livelihood adjustments.



## Accountability to Affected Populations

### Respectful Treatment and Dignified Conditions:

The percentage of respondents reporting respectful treatment by WFP and/or partner staff, as well as dignified conditions at WFP sites, has increased from 89 percent in 2023 to 98 percent in 2024. This indicates a positive trend towards enhanced accountability and improved service delivery.

### Programme Awareness and Transparency:

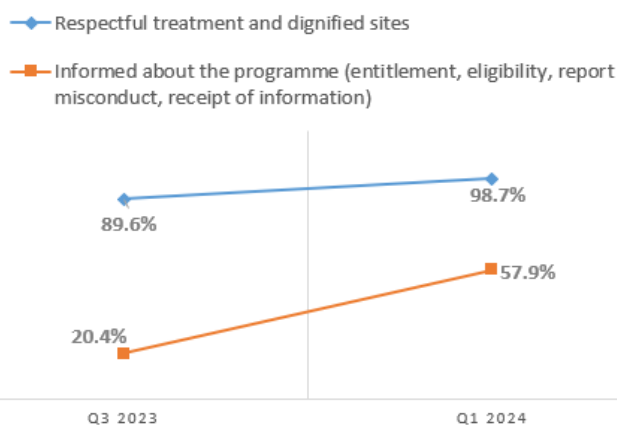
The proportion of individuals reporting being adequately informed about the program, including their entitlements (88%), household selection criteria (72%), and reporting mechanisms for misconduct (82%), has risen substantially from 20 percent in 2023 to 58 percent<sup>1</sup> in 2024. This suggests a significant improvement in transparency and communication efforts.

### Access Challenges:

In Saricam and Apaydin camps, three households have reported being unable to access assistance due to a lack of information. This highlights the importance of ensuring comprehensive outreach and dissemination of program details to all affected populations to avoid exclusion.

### Language and Literacy Barriers:

Two households have reported difficulties in understanding the information shared because they cannot read or write. Addressing language and literacy barriers is essential to ensure equitable access to information and services for all beneficiaries.

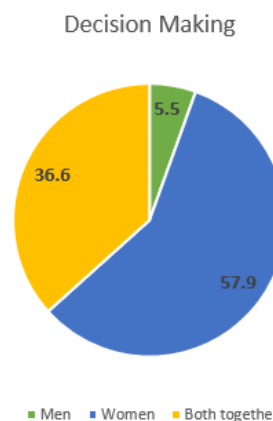


### Economic Empowerment:

The data reveals minimal progress in economic empowerment among beneficiaries, with only 5.7 percent of male beneficiaries and 4.6 percent of female beneficiaries reporting improvement compared to the previous year. This indicates a need for targeted interventions to enhance economic opportunities and livelihood support for both genders.

### Decision-Making Dynamics:

In the majority of households surveyed (57.9%), women are primarily responsible for deciding how to utilize the assistance provided. Conversely, only 5.5 percent of males take on this decision-making role independently, while in 36.6 percent of households, decisions are made jointly by both genders. These findings highlight the evolving dynamics of decision-making within households and the increasing role of women in determining resource allocation and household priorities.



These findings emphasize the progress made in enhancing accountability, improving program awareness, and transparency, while also identifying specific access and communication challenges. Continued efforts in these areas are crucial for optimizing the impact of humanitarian assistance. Additionally, they underscore the importance of gender-responsive programming, promoting equitable decision-making within households.

Note: A household is considered informed only if the respondent confirms his/her knowledge of entitlement, selection criteria, reporting misconduct, and finds the shared information easy to understand.

## Conclusion

The findings of this report shed light on the complex socio-economic dynamics and food security challenges faced by beneficiary households. The socio-economic characteristics reveal a significant gender disparity in income contribution and decision-making within households, underscoring the influence of patriarchal family culture on economic opportunities and resource allocation. While there is a noticeable shift towards self-reliance and diversified income sources, a substantial portion of households still rely on external assistance, highlighting persistent financial vulnerabilities and indebtedness within the community.

Food security remains a critical concern, with a considerable proportion of households classified as food insecure or vulnerable to food insecurity. Economic factors emerge as primary determinants of food security, emphasizing the importance of stable and diversified livelihood strategies in mitigating food-related risks. The impact of income sources on food security outcomes underscores the need for targeted interventions to enhance economic empowerment and promote self-sufficiency among beneficiaries.

Furthermore, the analysis of food consumption patterns and coping strategies highlights the adaptive measures employed by households to manage vulnerability to food insecurity and limited resources. Gender disparities and the additional challenges faced by households with disabled members underscore the importance of addressing intersectional vulnerabilities and ensuring equitable access to resources and support services.

In addressing these challenges, the positive trends observed in accountability, program awareness, and transparency are encouraging. However, the importance of comprehensive outreach and communication strategies to ensure inclusivity and equitable access to assistance should remain as priority.

Overall, the findings underscore the multifaceted nature of food security and socio-economic challenges faced by beneficiary households. Targeted interventions aimed at enhancing economic empowerment, promoting gender equality, and strengthening community resilience are essential to address these challenges and improve the well-being of vulnerable populations. Continued efforts in these areas will be crucial for achieving sustainable development outcomes and building resilient communities.



Photo credit: WFP/Melissa Loukieh





# In-camp Post Distribution Monitoring Report

## Turkiye

### Q1/2024

#### World Food Programme

Rafet Canitez Caddesi No 107

Oran / Cankaya / Ankara

T +90 312 491 1138 wfp.org

[wfp.org](http://wfp.org)

#### In partnership with



#### With generous contributions from



Norwegian Ministry  
of Foreign Affairs

