Food Security Dashboard

Uganda Refugee Response Plan (RRP) 2024 - 2025

Quarter 1

January - March

Quarter: Q1 2024

Overview of the sector and narrative

The food security sector plays a crucial role in advancing Sustainable Development Goal 2 (Zero Hunger by 2030). End hunger, achieve food security and improved nutrition and promote sustainable agriculture) by improving access to nutritious food within the refugee settlements and fostering the self-reliance of refugee communities.

Despite Uganda's progressive refugee policy, many asylum seekers and refugees face significant challenges due to limited livelihood opportunities. This situation exacerbates socio-economic vulnerabilities, increases protection risks, and restricts access to essential services such as food, education, and healthcare. Persistent funding shortages have further complicated matters, prompting a reduction in food assistance rations during phase III of the prioritization exercise. Currently, the most vulnerable beneficiaries receive 60% of the full food ration, moderately vulnerable individuals receive 30%, and the least vulnerable have transitioned off food assistance. New arrivals continued to receive 100 percent rations for three months and the highest prioritized rations (60 percent rations) for an additional three months before transitioning to household prioritized rations. In addition, a prioritization review mechanism (PRM) was established to ensure accountability to affected persons and to enhance the prioritization approach.

In response to dwindling resources, the food security sector is intensifying efforts to build resilience among refugees to ensure they can meet their food consumption needs. One approach is the self-reliance model, a market-oriented, pathway-based strategy designed to enable refugees to transition from humanitarian assistance to self-sufficiency. Another initiative involves scaling up the use of digital mechanisms, such as agency banking and mobile money, to maximize existing resources.

With available resources, the food security sector assisted over 1.2 million refugees across 13 refugee settlements with in-kind support and Cash Based Transfers (CBT) in quarter one. Quality assurance measures were embedded in programme implementation to ensure assistance reached the intended beneficiary households. A total of 8,891 metric tons (MT) of food and USD 8,936,196 million in CBT. Results from the Refugee Food Security and Nutrition Assessment (FSNA) conducted in July 2023 in all settlements and host communities in the host districts indicated a general deterioration in the food security situation with 68 percent of the targeted households classified as moderately and severely food insecure. This was demonstrated by an increase in the proportion of households employing food based coping strategies from 15 percent in 2022 to 17 percent in 2023. There has also been a notable reduction in the proportion of households not employing livelihood coping strategies from 38 percent in 2022 to 15 percent in 2023. In line with nutrition, the Minimum Acceptable Diet (MAD) and the minimum dietary diversity decreased from 10.4% to 9.3%. The MAD levels, which are a composite of both minimum dietary diversity and minimum meal frequency among children 6-23 months reveal extremely low quality and quantifies of meals. This is attributed to ration cuts which deepened acute food insecurity, increased market prices which affected household purchasing power, and other contributing factors that aggravated the situation such as climatic shocks and hazards.

Key Indicators

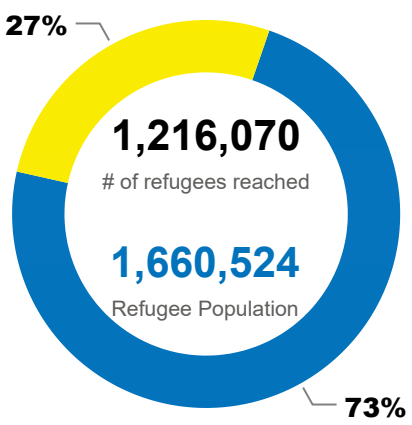

Refugees receiving monthly food assistance

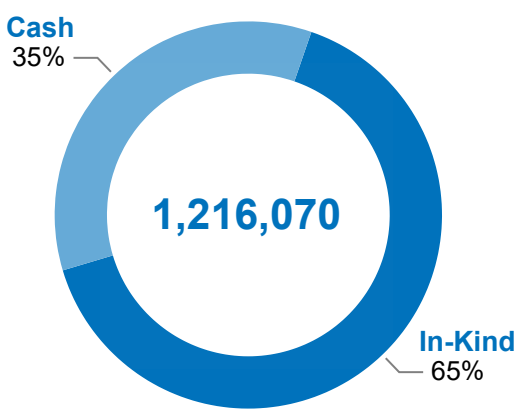

Monthly Food Assistance by transfer modality

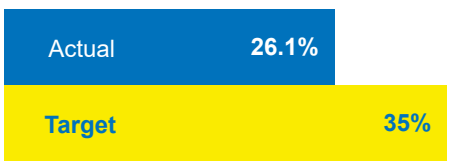

Households with poor or borderline consumption score

Outcome: Refugees and asylum seekers have improved access to adequate nutritious food

Indicator	*Actual*	*Target/Standard ('24)*	*Actual* / *Gap*
Refugees receiving in-kind food assistance			
- Congolese Refugees	18,357	515,437	4% / 96%
- South Sudanese Refugees	395,254	966,211	41% / 59%
- Other refugees	10,743	138,618	8% / 92%
Refugees receiving food assistance through cash transfers			
- Congolese Recfugees	358,632	515,437	70% / 30%
- South Sudanese Refugees	306,795	966,211	32% / 68%
- Other refugees	126,289	138,618	91% / 9%

Achievements data: ActivityInfo (reported by sector lead) **Author:** UNHCR Representation in Uganda **Feedback:** ugakaimug@unhcr.org **For more info:** https://data.unhcr.org/en/country/uga

Sectors contacts: Sophie Nansereko (WFP)
sophie.nansereko@wfp.org, +256776831578

Published: May 2024

Food Security Dashboard

Uganda Refugee Response Plan (RRP) 2024 - 2025

Quarter 1
January - March

Quarter: Q1 2024

Outcome: Refugees and asylum seekers have improved access to adequate nutritious food

Indicator	*Actual*	*Target/Standard ('24)*	*Actual* / *Gap*
Proportion of HHs with insufficient food consumption (SUM poor and borderline food Consumption Score)			
- Congolese Refugees	55	35	>100%
- South Sudanese Refugees	56	35	>100%
- Other refugees	35	35	100%

Outcome: Reduced Prevalence of Acute and Chronic Malnutrition among Refugees and Asylum Seekers in Uganda

Moderate Acute Malnutrition Treatment Recovery Rate			
- Congolese Refugees	94	85	>100%
- South Sudanese Refugees	91	85	>100%
- Other refugees	96	85	>100%

Funding

142M
Total Requirement

8M — 134M

Received **6%** Gap **94%**

Partner Reporting

Partner	Partner	Partner	Partner
ACF	CESVI	KRC	Post Bank
AFI	Equity Bank	LWF	WVU
AFOD	FHA	MTI	
Airtel	HFU		

13 Partners
9 INGOs
5 NNGOs

Partner Presence by District

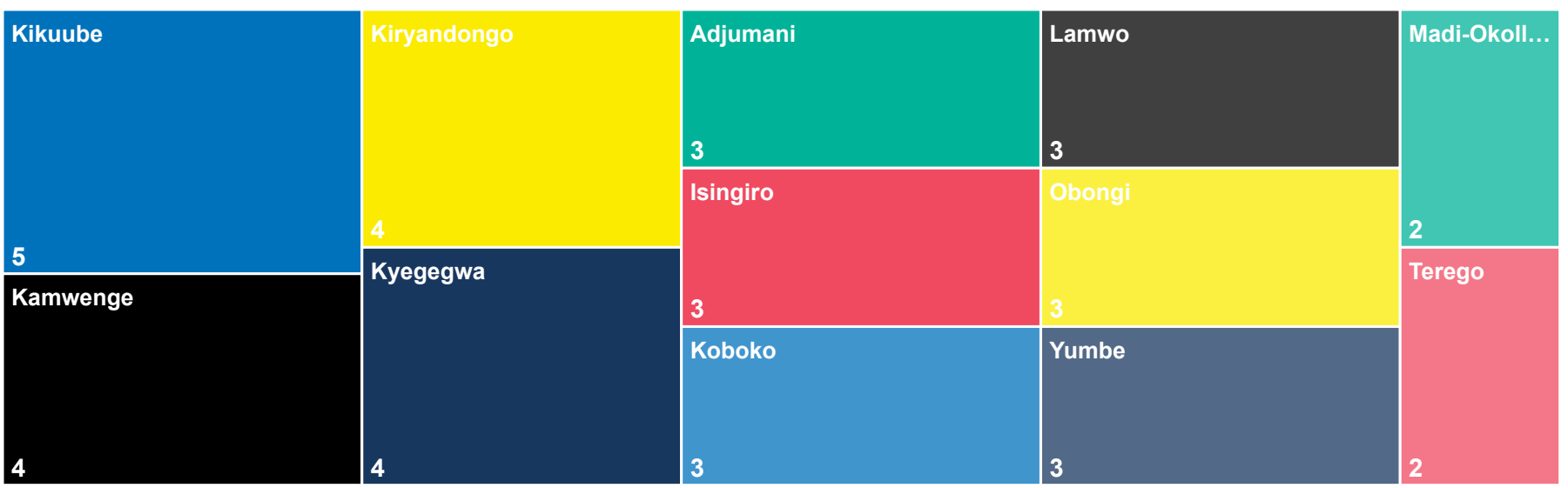

Achievements data: ActivityInfo (reported by sector lead)
Sophie Nansereko (WFP)
sophie.nansereko@wfp.org, +256776831578

Author: UNHCR Representation in Uganda
Published: May 2024

Feedback: ugakaimug@unhcr.org

For more info: https://data.unhcr.org/en/country/uga

Food Security Dashboard

Uganda Refugee Response Plan (RRP) 2024 - 2025

Quarter 1
January - March

Quarter: Q1 2024

Operational Presence

District	Settlement	Partner Type	Partner
All	All	All	All

Partners by District and Settlement

District	Settlement	Partner Type	Partner
Adjumani	Adjumani	INGO	AFOD
Adjumani	Adjumani	INGO	MTI
Isingiro	Nakivale	INGO	Equity Bank
Isingiro	Nakivale	INGO	MTI
Isingiro	Oruchinga	INGO	Equity Bank
Isingiro	Oruchinga	INGO	MTI
Kamwenge	Rwamwanja	INGO	Equity Bank
Kamwenge	Rwamwanja	INGO	MTI
Kamwenge	Rwamwanja	INGO	WVU
Kikuube	Kyangwali	INGO	Airtel
Kikuube	Kyangwali	INGO	Equity Bank
Kikuube	Kyangwali	INGO	LWF
Kiryandongo	Kiryandongo	INGO	Airtel
Koboko	Lobule	INGO	ACF
Koboko	Lobule	INGO	WVU
Kyegegwa	Kyaka II, Uganda	INGO	Equity Bank
Kyegegwa	Kyaka II, Uganda	INGO	WVU
Lamwo	Palabek	INGO	CESVI
Lamwo	Palabek	INGO	Equity Bank
Lamwo	Palabek	INGO	FHA
Obongi	Palorinya	INGO	Equity Bank
Obongi	Palorinya	INGO	LWF
Terego	Imvepi	INGO	Equity Bank
Yumbe	Bidibidi	INGO	ACF
Yumbe	Bidibidi	INGO	Equity Bank

No of Partners by District

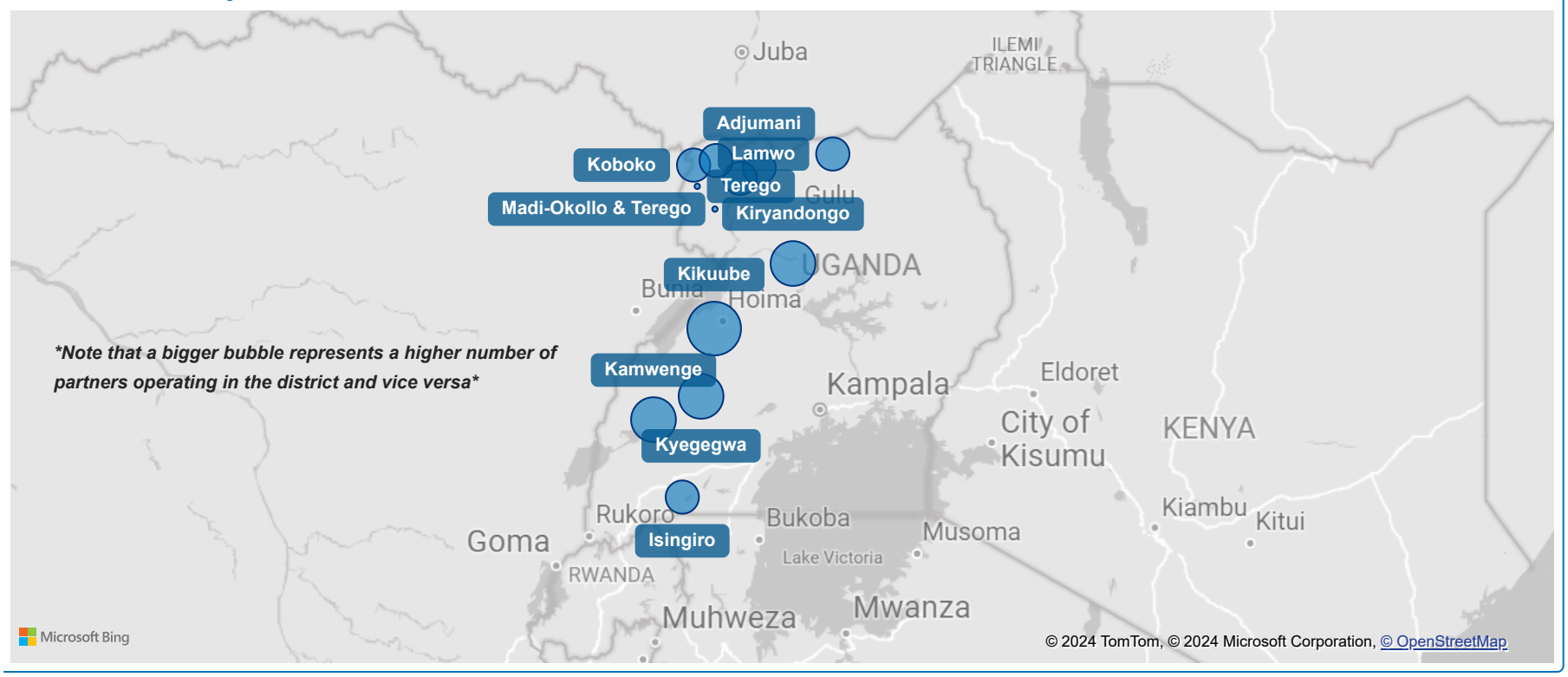

Achievements data: ActivityInfo (reported by sector lead)
Author: UNHCR Representation in Uganda
Sophie Nansereko (WFP)
sophie.nansereko@wfp.org, +256776831578
Published: May 2024
Feedback: ugakaimug@unhcr.org
For more info: https://data.unhcr.org/en/country/uga

Scan QR code to access the interactive dashboard