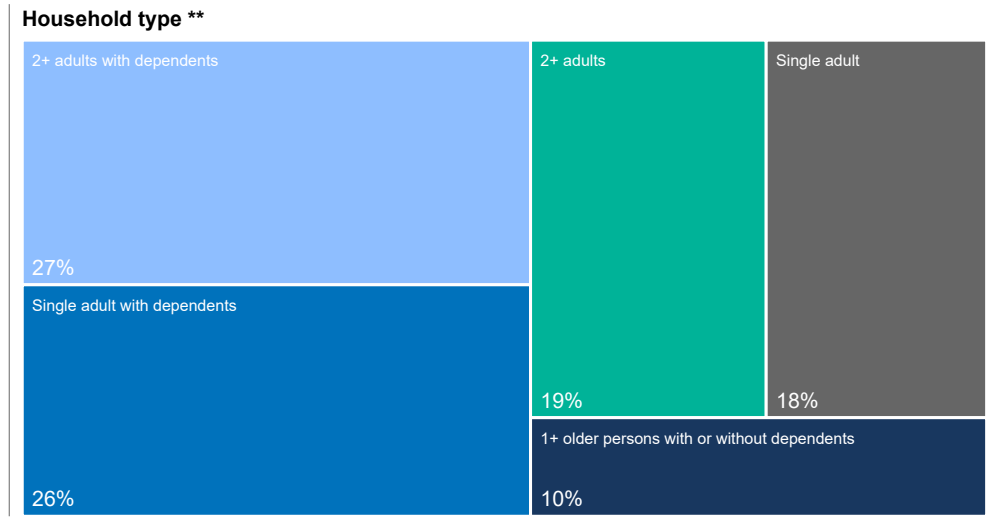
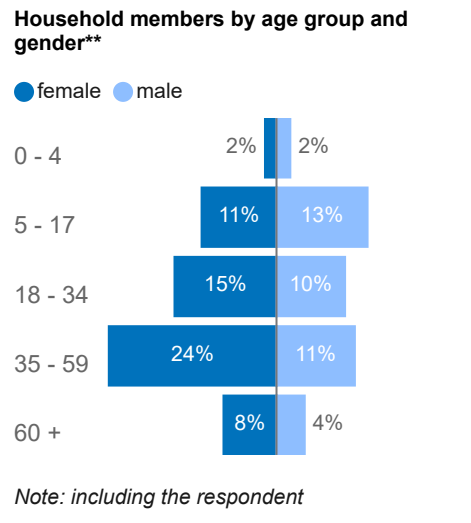


- Key findings
- Refugee profiles
- Displacement patterns
- Access to rights #1
- Access to rights #2
- Access to rights #3

Country ▼ Interview Month ▼ Arrival ▼ Oblast ▼ Household type ▼

Czech Republic ▼ Multiple selections ▼ All ▼ All ▼ All ▼

HOUSEHOLD CHARACTERISTICS



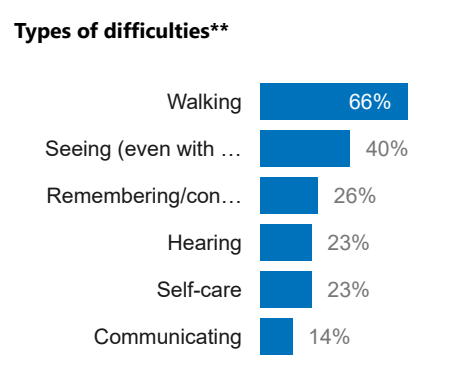
SPECIFIC NEEDS

- ### 6%

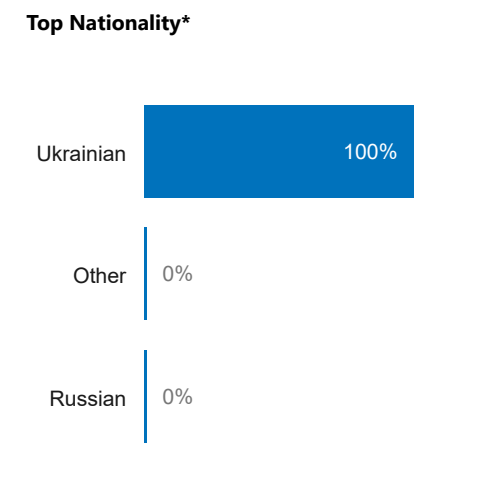
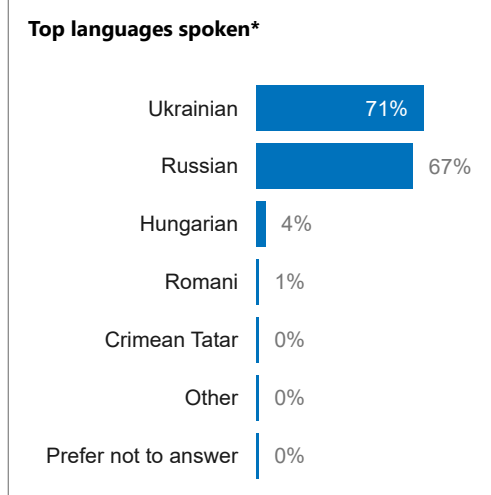
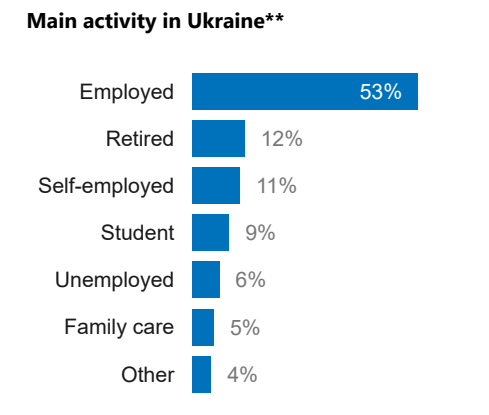
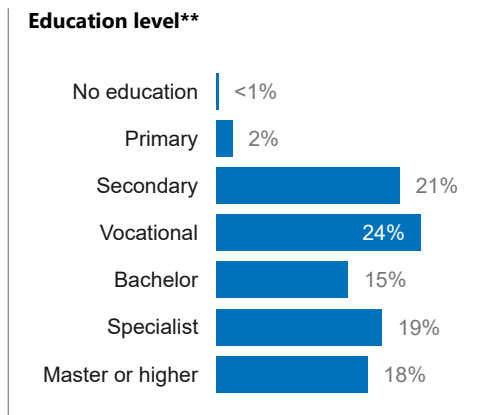
of households have **children who are separated from both parents**
- ### 22%

of households have at least one family member with a **serious medical conditions**
- ### 7%

of households have at least one family member with a **disability**



RESPONDENT PROFILE



** Due to rounding some percent totals do not add up to 100%.
* Multiple responses were possible, so percentages can go over 100% when added.

Key findings

Refugee profiles

Displacement patterns

Access to rights #1

Access to rights #2

Access to rights #3

Country: Czech Republic | Interview Month: Multiple selections | Arrival: All | Oblast: All | Household type: All

TOP OBLASTS OF ORIGIN**



TEMPORARY VISITS TO UKRAINE

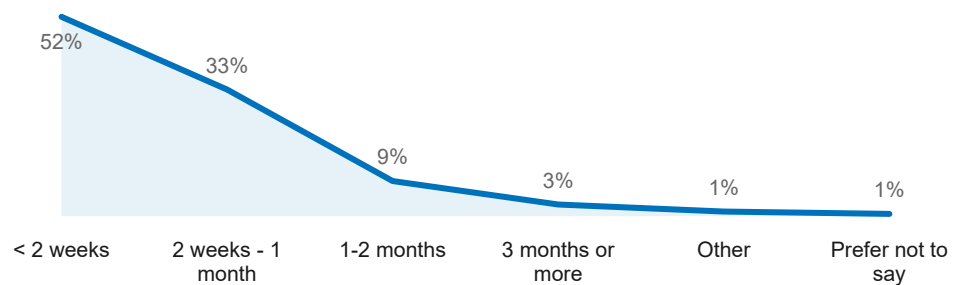
34%

of respondents visited Ukraine at least once since their initial departure

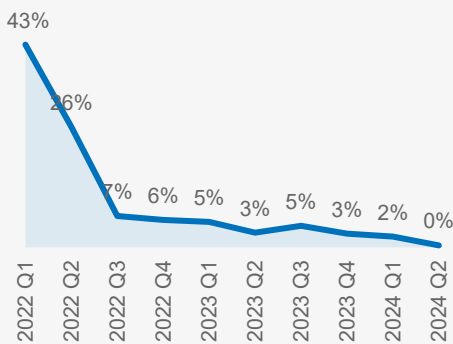
76%

of respondents who visited Ukraine travelled to their previous residence

Duration of stay in Ukraine during most recent visit**

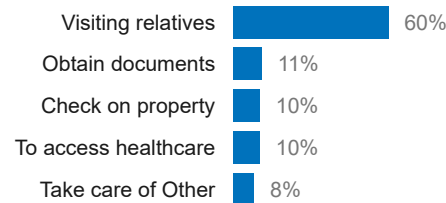


DEPARTURE DATE FROM UKRAINE**



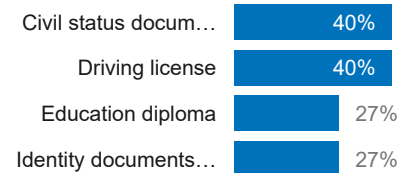
Note: Q1 includes Feb 24th - March 31st 2022

Main reasons for temporary visit*



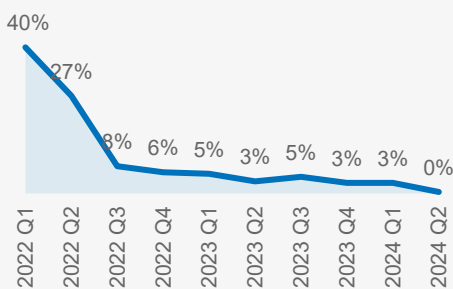
Note: out of those who indicated visiting Ukraine at least once

Types of documents respondents went to retrieve from Ukraine*

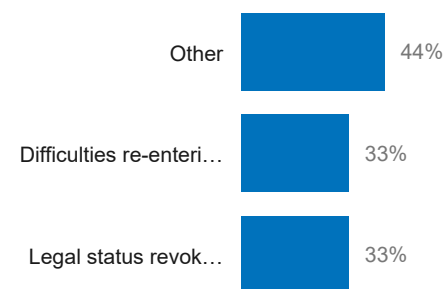


Note: out of those who went to Ukraine to retrieve documents

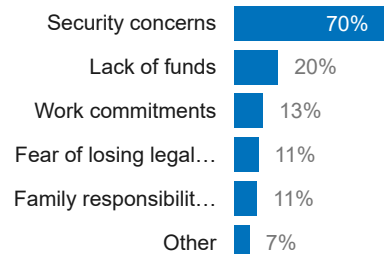
ARRIVAL DATE TO HOST COUNTRY**



Difficulties faced upon return to host country*



Main reasons for being unable to visit Ukraine*



Note: out of those who indicated not being able to visit Ukraine

** Due to rounding some percent totals do not add up to 100%.

* Multiple responses were possible, so percentages can go over 100% when added.

- Key findings
- Refugee profiles
- Displacement patterns
- Access to rights #1**
- Access to rights #2
- Access to rights #3

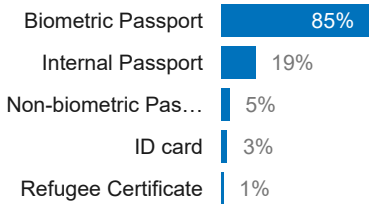
Country: Czech Republic | Interview Month: Multiple selections | Arrival: All | Oblast: All | Household type: All

IDENTITY DOCUMENT

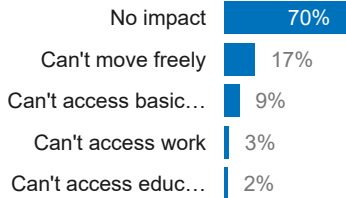
32%

of respondents have at least one household member missing documentation or whose documents have expired

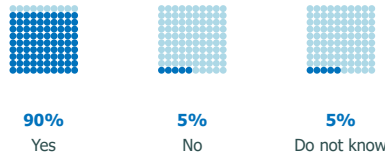
Top missing documentation*



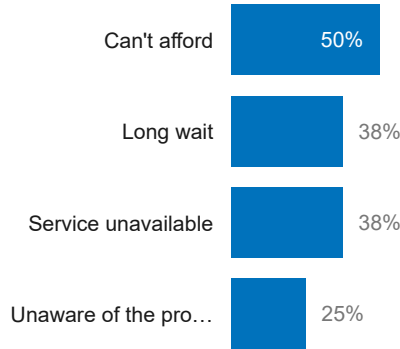
Challenges faced due to lack of documentation*



Ability to replace/renew documentation in the host country**



Reasons for inability to renew/replace documentation in the host country*

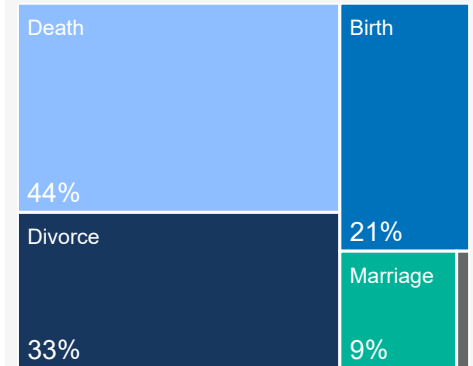


REGISTRATION OF VITAL EVENTS

21%

of respondents reported changes in family composition since their initial departure from Ukraine

Changes in family composition*

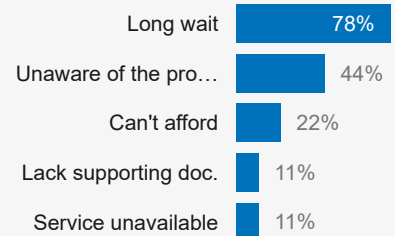


10%

of respondents faced challenges in registering vital events and obtaining corresponding documents in the host country

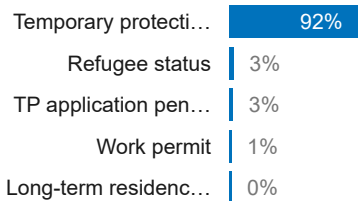
Note: Out of those who reported changes in their family composition

Challenges faced*



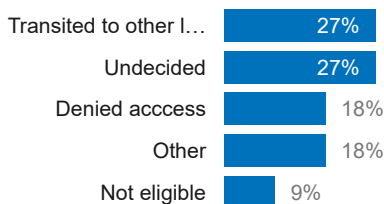
LEGAL STATUS IN THE HOST COUNTRY

Current legal status in the host country**

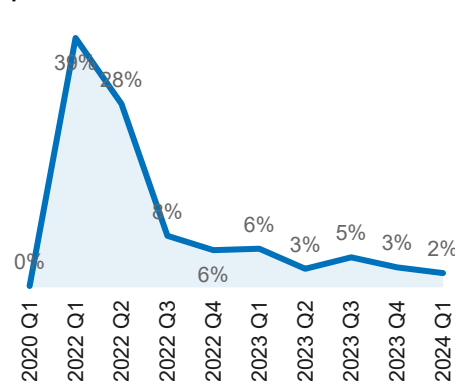


Note: This data does not include results from Belarus

Top reasons for not applying for temporary protection**



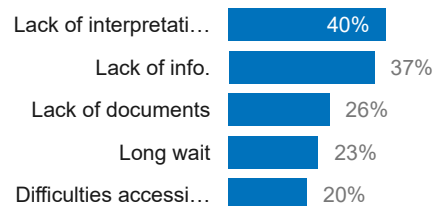
Timeline of application for temporary protection**



8%

of respondents faced difficulties during the temporary protection application/extension process

Difficulties faced*



** Due to rounding some percent totals do not add up to 100%.

* Multiple responses were possible, so percentages can go over 100% when added.

- Key findings
- Refugee profiles
- Displacement patterns
- Access to rights #1
- Access to rights #2
- Access to rights #3

Country: Czech Republic | Interview Month: Multiple selections | Arrival: All | Oblast: All | Household type: All

FAMILY REUNIFICATION

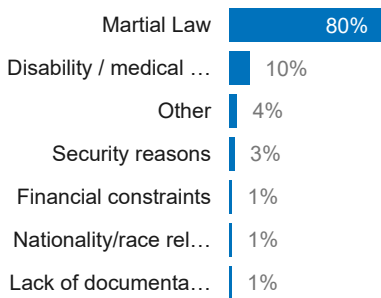
74%

of respondents have immediate family members who remained in Ukraine

63%

of respondents have faced difficulties reuniting with immediate family members who remained in Ukraine

Factors preventing reunification*



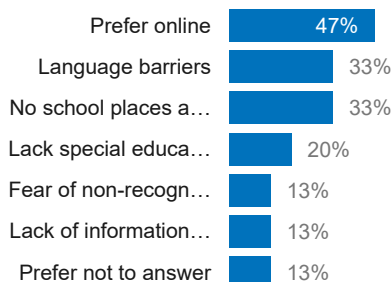
Note: out of respondents who have immediate family members who remained in Ukraine

EDUCATION

11%

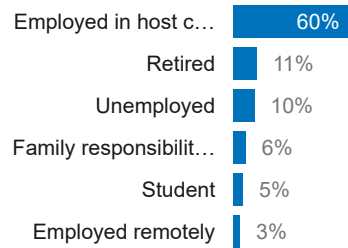
of households with school-aged children reported at least one child not registered for education in the host country

Reasons for not enrolling children in the host country*



ACCESS TO WORK

Current main activity **



12%

of respondents do not have an employment contract

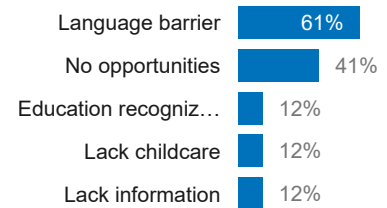
24%

of respondents reported working excessively long hours

3%

of respondents reported the confiscation of their documentation (e.g. passport) by their employer

Barriers to accessing employment *



Note: out of those who indicated being unemployed

Access to earnings**



Legend: No, Yes, but irregular payment, Yes

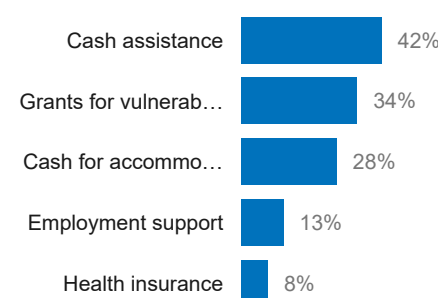
Note: out of those who are currently employed

SOCIAL PROTECTION

76%

of respondents or their household members have applied for government-provided social protection benefits

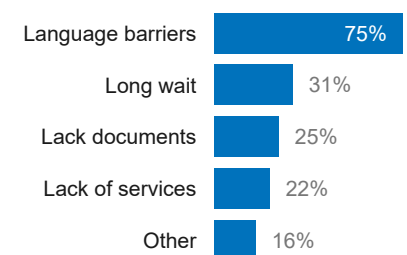
Types of social protection benefits*



15%

of respondents or their household members experienced challenges accessing social protection benefits

Challenges faced*



Note: out of those who applied

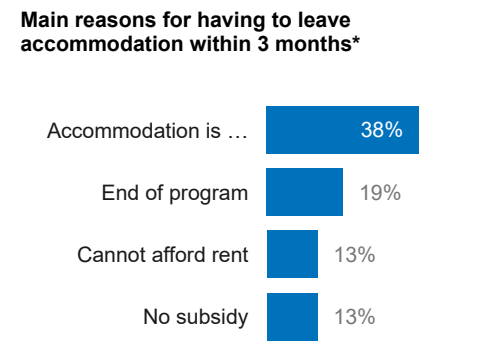
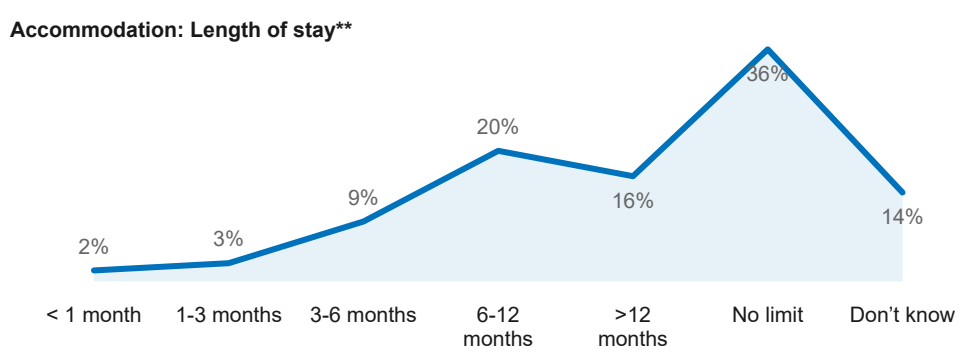
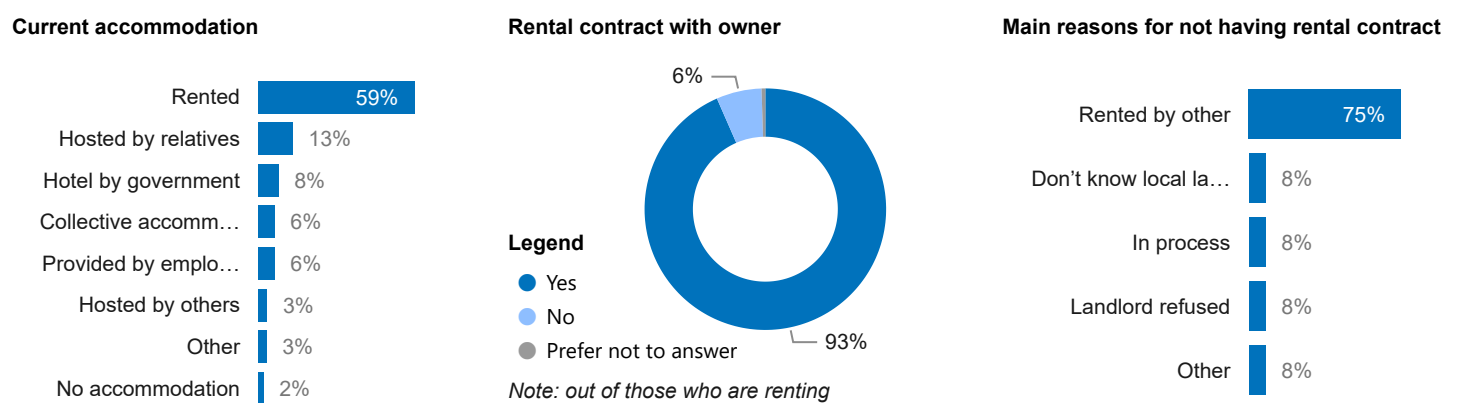
** Due to rounding some percent totals do not add up to 100%.

* Multiple responses were possible, so percentages can go over 100% when added.

- Key findings
- Refugee profiles
- Displacement patterns
- Access to rights #1
- Access to rights #2
- Access to rights #3

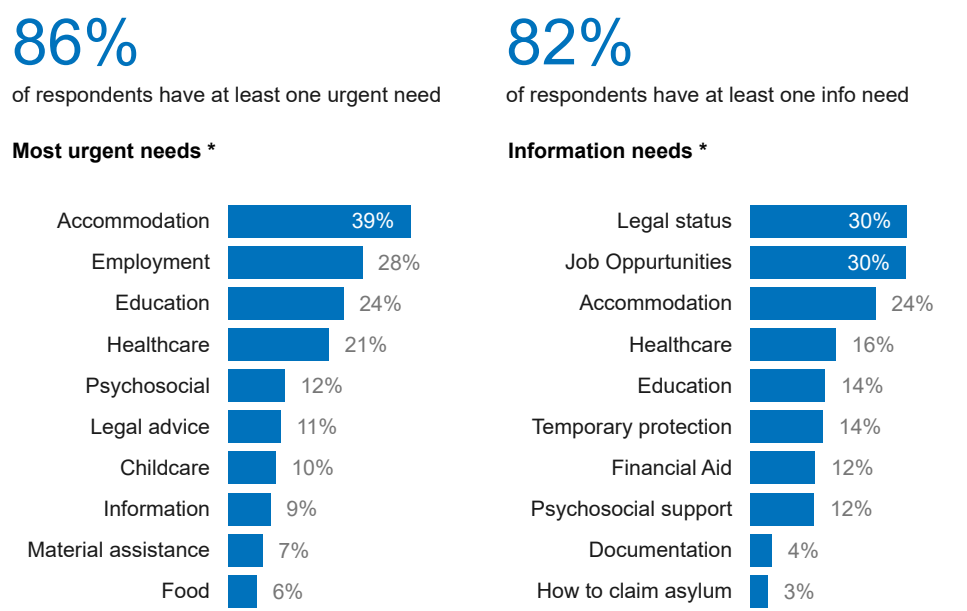
Country: Czech Republic | Interview Month: Multiple selections | Arrival: All | Oblast: All | Household type: All

ACCOMMODATION

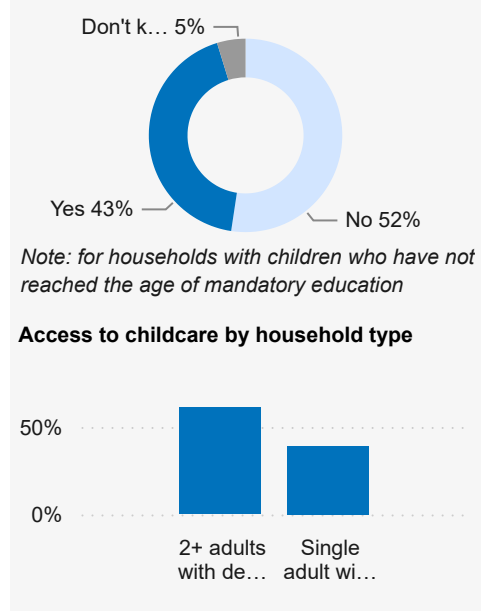


Note: On access to accommodation, to ensure that the findings are not affected by place of interview, interviews conducted in collective shelters have been excluded from the analysis.

URGENT NEEDS



ACCESS TO CHILDCARE



** Due to rounding some percent totals do not add up to 100%.
 * Multiple responses were possible, so percentages can go over 100% when added.