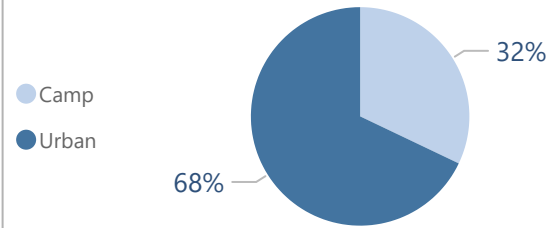
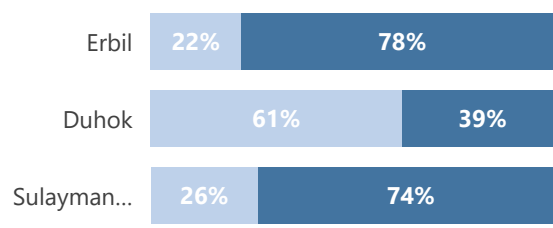


**Camp and Urban Population**

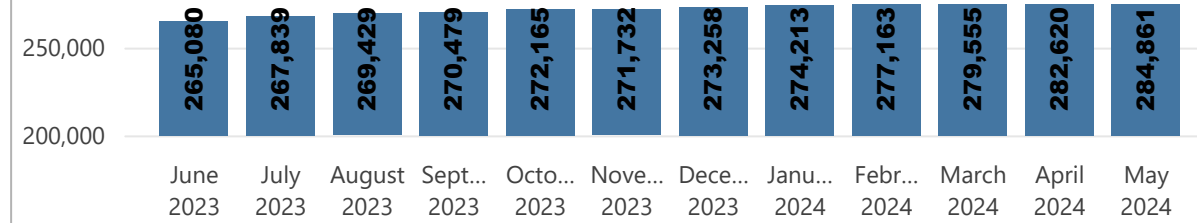


● Camp  
● Urban



● Camp  
● Urban

**Population Trend**



Governorate	Individuals	Household	% of Total
<b>Erbil</b>	<b>139,011</b>	<b>41,383</b>	<b>48.80%</b>
Erbil Urban	108,584	34,566	38.12%
Darashakran Camp	11,768	2,566	4.13%
Qushtapa Camp	8,649	1,969	3.04%
Kawergosk Camp	8,160	1,876	2.86%
Basirma Camp	1,850	406	0.65%
<b>Duhok</b>	<b>84,492</b>	<b>21,277</b>	<b>29.66%</b>
Duhok Urban	33,101	10,056	11.62%
Domiz Camp	28,771	6,290	10.10%
Gawilan Camp	11,600	2,559	4.07%
Domiz Camp 2	10,077	2,148	3.54%
Akre Settlement	942	223	0.33%
Bardarash Camp	1	1	0.00%
<b>Sulaymaniyah</b>	<b>36,790</b>	<b>11,964</b>	<b>12.92%</b>
Sulaymaniyah Urban	27,218	9,710	9.55%
Arbat Camp	9,572	2,254	3.36%
<b>Other</b>	<b>24,568</b>	<b>18,334</b>	<b>8.62%</b>
Other Urban Locations	24,568	18,334	8.62%
<b>Total</b>	<b>284,861</b>	<b>92,958</b>	<b>100.00%</b>

**Syrian Refugees Registered in Iraq**

