MULTI-COUNTRY OFFICE (MCO) CÔTE D'IVOIRE
TOGO : MONTHLY STATISTICS

As of 30 June 2024

48,932 FORCIBLY DISPLACED PERSONS
- **28,709** REFUGEES*
- **10,543** ASYLUM SEEKERS*
- **9,680** INTERNALLY DISPLACED PERSONS (IDPs)**

(*) Individually registered in the database(proGres V4)
(**) Estimation based on the general census of displaced persons by the government in 2024

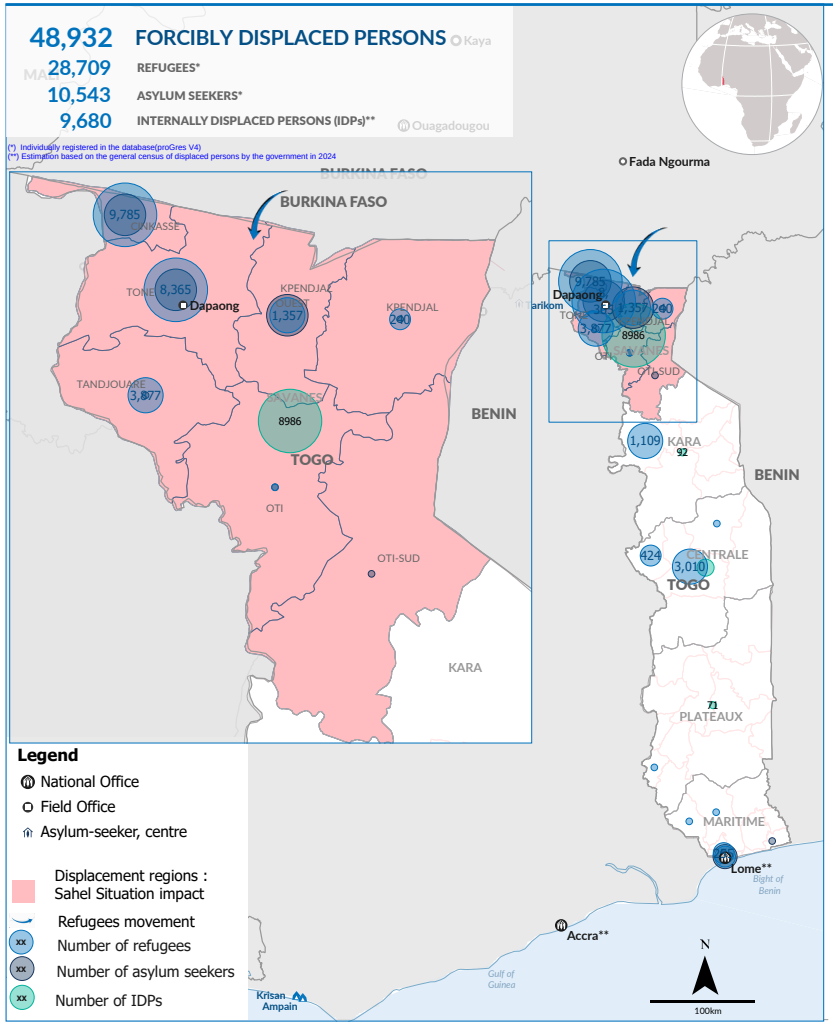

The boundaries and names shown and the designations used on this map do not imply official endorsement or acceptance by the United Nations.

POPULATION TREND (SINCE JANUARY 2024)

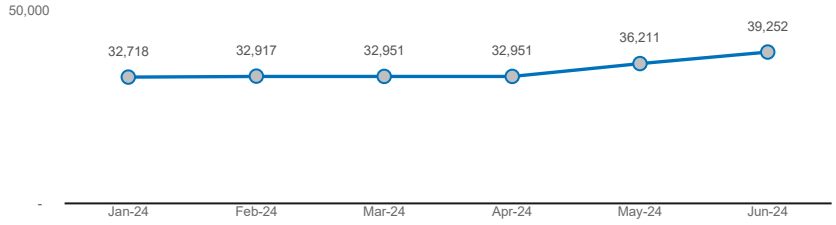

STATISTICS OF REFUGEES AND ASYLUM SEEKERS

AGE AND GENDER BREAKDOWN

- **80%** Women & Children
- **56%** Children (0-17 years)
- **39%** Adult (18 – 59 years)
- **5%** Elderly (60+)

REFUGEE POPULATION BREAKDOWN BY REGION

REGION	FEMALE 00 - 04 years	FEMALE 05 - 11 years	FEMALE 12 - 17 years	FEMALE 18 - 59 years	FEMALE 60+ years	TOTAL FEMALE	MALE 00 - 04 years	MALE 05 - 11 years	MALE 12 - 17 years	MALE 18 - 59 years	MALE 60+ years	TOTAL MALE	GRAND TOTAL
CINKASSE	853	1,548	756	2,678	213	6,048	865	1,557	486	651	178	3,737	9,785
TONE	838	1,377	585	2,065	131	4,996	784	1,324	427	727	107	3,369	8,365
TANDJOUARE	-	162	732	1,387	248	2,529	2	159	709	468	10	1,348	3,877
SOTOUBOUA	-	108	430	864	151	1,553	-	119	401	807	130	1,457	3,010
KPENDJAL OUEST	93	220	84	326	45	768	105	234	78	144	28	589	1,357
DANKPEN	-	27	148	337	68	580	-	41	144	306	38	529	1,109
PLAINE DU MO	-	14	62	134	29	239	-	10	50	111	14	185	424
GOLFE	6	27	13	80	2	128	7	20	13	73	14	127	255
OTHERS	37	60	33	108	8	**246**	30	55	45	142	9	**281**	**527**
GRAND TOTAL	1,827	3,543	2,843	7,979	895	17,087	1,793	3,519	2,353	3,429	528	11,622	28,709

In Togo, **73%(28,709)** of forcibly displaced persons received refugee legal status, Asylum seekers represent **27%(10,543).** They are mostly present in the northern part of the country and representing more than **94%**

POPULATION BREAKDOWN AGE/GENDER*

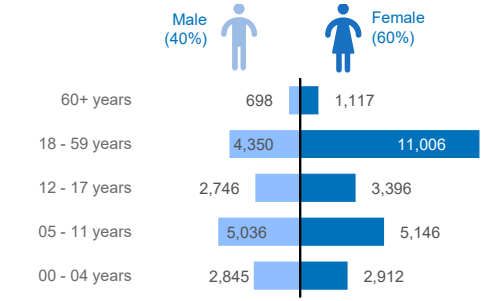

*Refugees and asylum seekers

PERSONS WITH SPECIFICS NEEDS

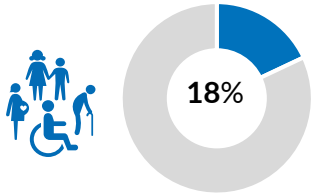

18% of the population of refugees in Togo have at least one specific need. A total of 303 individuals have at least one disability affecting their quotidian live and at least 221 others lives in serious medical conditions.

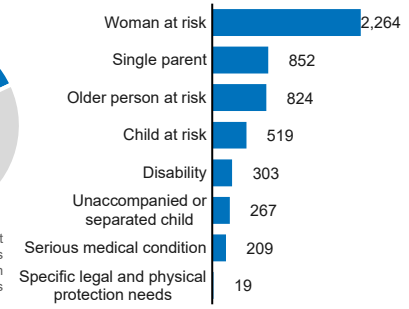

COUNTRY OF ORIGIN

REFUGEES

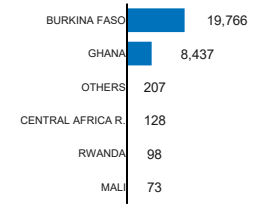

ASYLUM SEEKERS

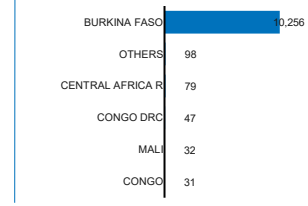

CHILDREN AT SCHOOL AGE BY REGION

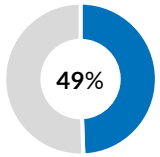

49% of the overall refugees in Togo are children at school-age. CINKASSE and TONE are regions where more than 69% of refugee's children at school age live.

REGION	FEMALE	MALE	TOTAL
CINKASSE	2,750	2,530	5,280
TONE	2,398	2,143	4,541
TANDJOUARE	894	869	1,763
SOTOUBOUA	538	520	1,058
KPENDJAL OUEST	370	384	754
DANKPEN	175	185	360
PLAINE DU MO	76	60	136
OTHERS	156	154	310
GRAND TOTAL	7,357	6,845	14,202

SOCIO-ECONOMIC STATISTICS

MAIN OCCUPATION(ADULT)*

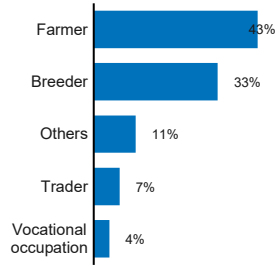

* All data are aggregated within those categories

MAIN EDUCATION LEVEL (ADULT)

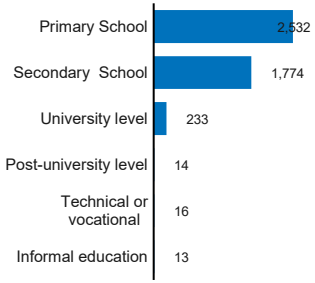

MAIN ETHNICITIES

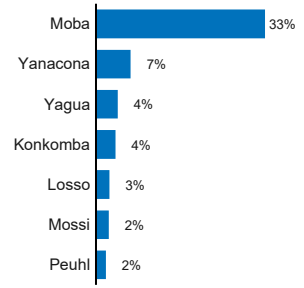

POPULATION DISTRIBUTION

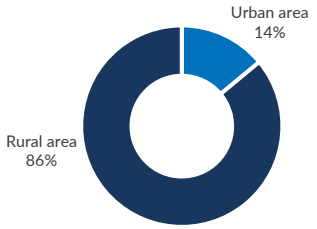

Sources : UNHCR proGres – 2024, CNAR

For more information, please contact : DIMA Unit of MCO Côte d'Ivoire (kamdem@unhcr.org)

Updated on 03 July 2024