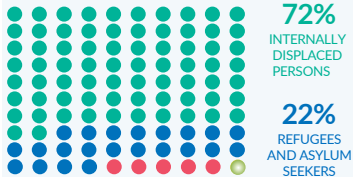


23.2 MILLION

People with and for whom UNHCR works

The People with and for whom UNHCR works in the East and Horn of Africa, and the Great Lakes region (EHAGL) relate to the people UNHCR is mandated to protect and assist. It includes those who have been forcibly displaced, those who have returned home in END-2023; those who are stateless or at risk of statelessness, and other groups to whom UNHCR has extended its protection or assisted on a humanitarian basis.



19%

OF UNHCR'S GLOBAL PERSONS OF CONCERN ARE HOSTED IN EHAGL REGION

The East and Horn of Africa and Great Lakes region hosts a disproportionate share of UNHCR's population of concern. The EHAGL region is home to 5% of the world's total population (World Bank population data) but hosts 19% of UNHCR's global population of concern.


1 in 17

INHABITANTS OF THE EHAGL REGION IS FORCIBLY DISPLACED

As of Dec 2022, the 11 Countries of the EHAGL region had a population of **397 million**. The **21.9 million** forcibly displaced persons represent **6%** of the total EHAGL population.

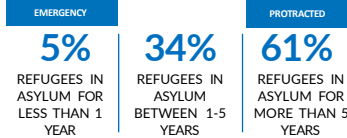
FORCIBLY DISPLACED IN EAST AND HORN OF AFRICA, AND THE GREAT LAKES

21.9 MILLION FORCIBLY DISPLACED PERSONS



25%

REFUGEES WERE BORN IN ASYLUM



90%

REFUGEES AND ASYLUM SEEKERS HOSTED IN RURAL AREAS (ASR 2023)

Most refugees and asylum seekers in EHAGL remain hosted in rural areas. A further 10% are hosted in urban areas.

51%

REFUGEES AND ASYLUM SEEKERS LIVE IN CAMPS OR MANAGED SITES (ASR 2023)

Another 39% refugees and asylum seekers lived in 'individual accommodation', the majority in settlements in Uganda and remaining 10% are scattered across self-settled camps and collective center.

77%

REFUGEES AND ASYLUM SEEKERS WERE WOMEN OR CHILDREN (ASR 2023)


53% of refugees and asylum seekers were children, and 24% were women

5.2 MILLION REFUGEES & ASYLUM SEEKERS

90%

REFUGEES & ASYLUM SEEKERS HOSTED BY FIVE COUNTRIES

The 5.2 million refugees and asylum seekers represent a slight increase of around 300K (6%) from ASR-2022. Uganda hosted the highest number of refugees and asylum seekers, with 57% from South Sudan. Ethiopia hosted the second largest number of refugees, mainly from South Sudan (41%) and Somalia (34%).




83%

REFUGEES AND ASYLUM IN EHAGL ARE EHAGL CITIZENS

Almost 2.4 million of the 6.8 million refugees and asylum seekers originating from EHAGL found asylum outside the region. At the same time, 19% of refugees and asylum seekers hosted in EHAGL are from outside the region.

90%

REFUGEES & ASYLUM SEEKERS ORIGINATED FROM FIVE COUNTRIES

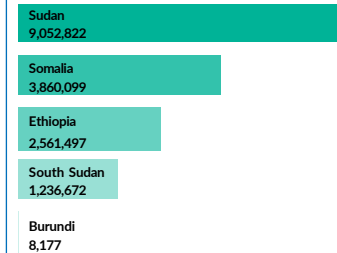


16.7 MILLION CONFLICT-INDUCED IDPs

93%

INTERNALLY DISPLACED PERSONS HOSTED BY THREE COUNTRIES

By the end of 2023, the number of internally displaced persons in the EHAGL region increased to an estimated 16.7 million. Sudan hosted the largest number of internally displaced persons, estimated at 9 million persons.



QUINTUPLED IN 10 YEARS

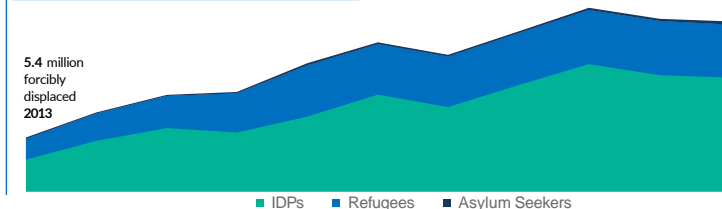
INTERNALLY DISPLACED PERSONS in million



1 in 4

OF CONFLICT INDUCED IDPs ARE IN EHAGL REGION

5.4 million forcibly displaced 2013



1.1 MILLION IDP & REFUGEE RETURNEEES

534K

IDP RETURNEEES

Almost 534K IDPs returned to Ethiopia following the improvement of security situation in 2023.

581K

REFUGEE RETURNEEES

Approximately 581K refugees returned to their Country of Origin with 527K (91%) for South Sudanese refugees returning from Sudan with a reverse movement of 17K (3%) for Sudanese refugees returning from South Sudan, Ethiopia and Chad.

~100K

ESTIMATED STATELESS POPULATION IN THE EHAGL REGION

The stateless figure represents around 1% of the total population of concern in the EHAGL region and 2% of the total stateless figure reported globally by UNHCR.

QUADRUPLED IN 10 YEARS

INCREASE IN THE FORCIBLY DISPLACED POPULATION IN EHAGL SINCE 2013

In the past decade, the forcibly displaced population in EHAGL has quadrupled, from 5.4 million in 2013 to 21.9 million by end-2023.

21.9 million forcibly displaced END 2023