

March 2024

ARRIVALS PER MONTH



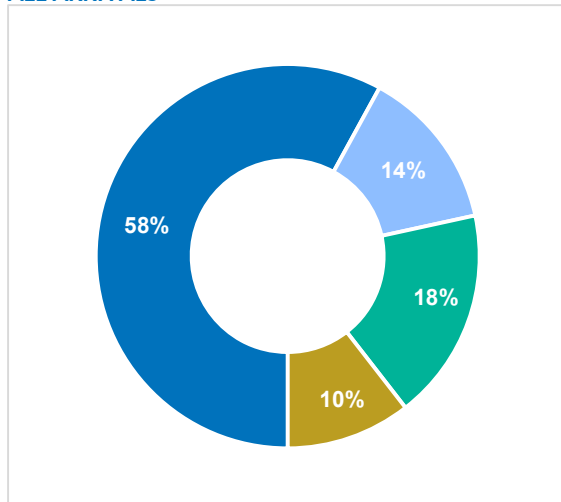
Monthly arrivals trends: 2022, 2023 and 2024 (persons)



Cyprus' geographical context

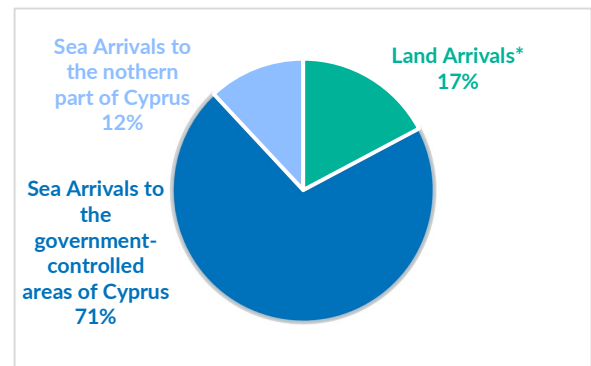
Age-Gender Breakdown

ALL ARRIVALS



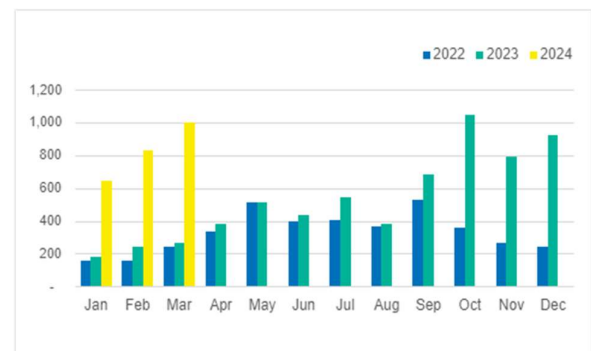
■ Men ■ Women ■ Accompanied Children ■ Unaccompanied Children

SEA AND LAND ARRIVALS

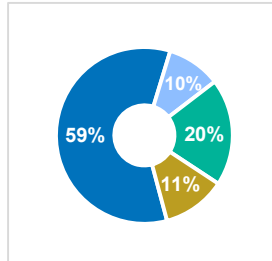


*Land arrivals include individuals who arrived in the northern part of Cyprus by air and crossed the Green Line into the government-controlled areas of Cyprus.

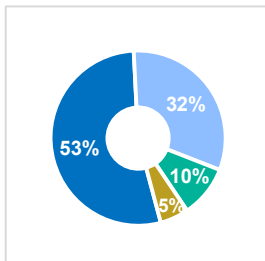
SEA ARRIVALS BY MONTH / YEAR



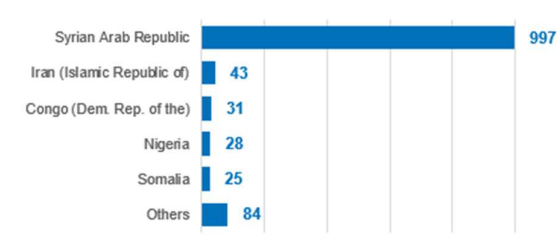
SEA ARRIVALS



LAND ARRIVALS



TOP 5 COUNTRIES OF ORIGIN OF NEW ARRIVALS



Note: For an overview of asylum applications and decisions, please see our monthly **Country Fact Sheet**.

Key Figures and Comparisons

Total arrivals this month: **1,208** persons
+10.5% compared with **1,093** in March 2023.

Total arrivals year to date: **2,977** persons
+9% compared with **2,726** in March 2023.

Total number of boats this month: **13**
compared with **2 boats** in March 2023.