Uganda Country Refugee Response Plan (UCRRP 2024-25)

Arua Sub-Office Performance Snapshot

Quarter 2

2024

Population
Refugees and asylum-seekers

435,579
# of refugees

83,020
# of households

77 Partners in Response

02 Refugee Led Orgs

06 Government Partners

07 UN Agencies

On average two performance indicators are measured per sector against the annual 2024 RRP targets are shown

18 National NGOs

44 International NGOs

Sector of Intervention	Indicator	Achieved	Target
Education	% children enrolled in Primary	130	91
	Teacher Pupil ratio (1:65)	101	69 (National Std 1 : 53)
Health & Nutrition	Under 5 mortality rate	0.1	2.0 (Standard: < 1.5)
	Moderate acute malnutrition recovery rate	93	85 (Standard: > 85%)
WASH	# of litres per person per day	19	20 (Standard: 20l/p/d)
	% household latrine coverage	71	78 (85% sanitation coverage)
Energy & Environment	# of hectares of woodlots/plantations established	728	1,500
	# of HH supported with clean and/or energy efficient technologies for cooking	8,867	18,100
Food Security	# of refugees and asylum seekers receiving food assistance disaggregated by modality (Cash + In-kind)	Cash: 112,183; In kind: 260,708	# of refugees: 435,579
	Quantity of food provided (Metric Tonnes)	7,831	120,021
Livelihoods & Resilience	Acres of arable land accessed by refugees	**1,143**	
	HH having received livelihood support	**8,412**	
	# of men, women, boys and girls trained on financial literacy	2,998	120,021

Population data: proGres v4 (OPM)
Author: UNHCR Representation in Uganda
Achievements data: ActivityInfo (reported by partners and sector leads)
Feedback: IM Unit | ugakaimug@unhcr.org
Published: Jul 2024
For more info: www.ugandarefugees.org

Arua Sub-Office Performance Snapshot

Quarter 2

2024

Sector of Intervention	Indicator	Achieved	Target
Child Protection	# of adolescent girls and boys (12-17) participating in targeted programs that lead to skill development and empowerment	2,606	
	# of biological/foster parents who participated in positive parenting sessions	7,139	
	# of children of concern between 5-17 years who participate in community-based CP programs	15,644	
GBV	# of men and women engaged in GBV prevention and awareness campaigns within their communities	1118	934
	# of women, men, boys and girls reached with GBV awareness raising and behavior/ attitude change activities	24,189	162,798
	# of persons at risk of GBV and survivors who received multi-sectoral support	685	1,336
Protection	# of feedback/complaints received Vs. those responded to within the appropriate timeframe	6,665	8,837
	# of persons with specific needs provided with support	12,888	50,956
	# of PoC that are in need of legal assistance and are receiving the same	17,573	14,710
CBI Modality	Amount of money distributed through CBT (USD)	2,032,906	12,597,428
	# of households supported with Cash Based Interventions compared to the total # of households	6,026	83,020

Partners presence by Q2 2024, UN Agencies and Government

National NGOs
ACORD, AFARD, AFI, CEFORD, CEHURD, CEPAD, ELECU, HADS, IDI, MSU, PALM Corps, PICOT, RICE-WN, TPO, TVRA, URDMC, and WN-CARD

Refugee Led Organizations (RLOs)
I CAN SSD and YSAT

International NGOs
ACAV, ACF, ADRA, AIRD, AMREF, BfA, BRAC, CARE, Caritas Switzerland, Childvoice, CRS, CUAMM, DCA, DRC, Equity Bank, FIDA/FMU, ForAfrika, HHA, HI, HIM-Uganda, IRC, Kulika, LWF, Malteser, MC, MSF, NRC, Oxfam, Plan, SCI, SeedEffect, TRI, TTR, URCS, VE, VSO, WCC, WCH, WHH, WIU, WMU, WVI, and ZOA

UN Agencies
ILO, UNFPA, UNHCR, UNICEF, UNWOMEN, WFP, and WHO

Government
Koboko DLG, Madi Okollo DLG, NFA, OPM, Terego DLG, and Yumbe DLG

Population data: proGres v4 (OPM) **Achievements data:** ActivityInfo (reported by partners and sector leads) **Published:** Jul 2024
Author: UNHCR Representation in Uganda **Feedback:** IM Unit | ugakaimug@unhcr.org **For more info:** www.ugandarefugees.org

Uganda Country Refugee Response Plan
(UCRRP 2024-25)
Settlement Performance Snapshot

Bidibidi

Quarter 2
2024

Population
Refugees and asylum-seekers

199,665
# of refugees

36,612
# of households

45
Partners in Response

1
Refugee Led Orgs

On average two performance indicators are measured per sector against the annual 2024 RRP targets are shown

3
Government Partners

3
UN Agencies

7
National NGOs

31
International NGOs

Sector of Intervention	Indicator	Achieved	Target
Education			
	% children enrolled in Primary	86	90
	Teacher Pupil ratio (1:65)	77	70 (National Std 1 : 53)
Health & Nutrition			
	Under 5 mortality rate	0.1	2.0 (Standard: < 1.5)
	Moderate acute malnutrition recovery rate	96	85 (Standard: > 85%)
WASH			
	# of litres per person per day	17	20 (Standard: 20l/p/d)
	% household latrine coverage	71	78 (85% sanitation coverage)
Energy & Environment			
	# of hectares of woodlots/plantations established	527	350
	# of HH supported with clean and/or energy efficient technologies for cooking	4,408	5,000
Food Security			
	# of refugees and asylum seekers receiving food assistance disaggregated by modality (Cash + In-kind)	Cash: 11,716; In kind: 163,922	# of refugees: 199,665
	Quantity of food provided (Metric Tonnes)	4,801	78,214
Livelihoods & Resilience			
	Acres of arable land accessed by refugees	**762**	
	HH having received livelihood support	**6,103**	
	# of men, women, boys and girls trained on financial literacy	2,355	78,214

Population data: proGres v4 (OPM)
Author: UNHCR Representation in Uganda
Achievements data: ActivityInfo (reported by partners and sector leads)
Feedback: IM Unit | ugakaimug@unhcr.org
Published: Jul 2024
For more info: www.ugandarefugees.org

Bidibidi

Quarter 2 2024

Sector of Intervention	Indicator	Achieved	Target
Child Protection	# of adolescent girls and boys (12-17) participating in targeted programs that lead to skill development and empowerment	1,272	
	# of biological/foster parents who participated in positive parenting sessions	4,517	
	# of children of concern between 5-17 years who participate in community-based CP programs	4,483	
GBV	# of men and women engaged in GBV prevention and awareness campaigns within their communities	200	436
	# of women, men, boys and girls reached with GBV awareness raising and behavior/ attitude change activities	5,734	76,323
	# of persons at risk of GBV and survivors who received multi-sectoral support	260	369
Protection	# of feedback/complaints received Vs. those responded to within the appropriate timeframe	4,423	5,795
	# of persons with specific needs provided with support	1,551	28,027
	# of PoC that are in need of legal assistance and are receiving the same	10,397	10,070
CBI Modality	Amount of money distributed through CBT (USD)	248,190	3,230,066
	# of households supported with Cash Based Interventions compared to the total # of households	2,008	36,612

Partners presence by Q2 2024, UN Agencies and Government

National NGOs
ACORD, AFARD, CEFORD, HADS, PALM Corps, TPO, and URDMC

Refugee Led Organizations (RLOs)
I CAN SSD

International NGOs
ACF, ADRA, AIRD, BfA, CARE, Caritas Switzerland, CRS, DCA, DRC, Equity Bank, ENABEL, FIDA/FMU, HHA, HI, IRC, MC, NRC, Oxfam, Plan, SCI, SeedEffect, TRI, URCS, VE, VSO, WCC, WCH, WHH, WIU, WMU, and WVI

UN Agencies
UNHCR, UNWOMEN, and WFP

Government
NFA, OPM, and Yumbe DLG

Population data: proGres v4 (OPM) **Achievements data:** ActivityInfo (reported by partners and sector leads) **Published:** Jul 2024
Author: UNHCR Representation in Uganda **Feedback:** IM Unit | ugakaimug@unhcr.org **For more info:** www.ugandarefugees.org

Uganda Country Refugee Response Plan
(UCRRP 2024-25)
Settlement Performance Snapshot

Rhino

Quarter 2
2024

Population
Refugees and asylum-seekers

161,456
# of refugees

30,034
# of households

56
Partners in Response

1
Refugee Led Orgs

On average two performance indicators are measured per sector against the annual 2024 RRP targets are shown

4
Government Partners

6
UN Agencies

13
National NGOs

32
International NGOs

Sector of Intervention	Indicator	Achieved	Target
Education	% children enrolled in Primary	129	90
	Teacher Pupil ratio (1:65)	122	70 (National Std 1 : 53)
Health & Nutrition	Under 5 mortality rate	0.04	2.00 (Standard: < 1.5)
	Moderate acute malnutrition recovery rate	78	85 (Standard: > 85%)
WASH	# of litres per person per day	17	20 (Standard: 20l/p/d)
	% household latrine coverage	69	78 (85% sanitation coverage)
Energy & Environment	# of hectares of woodlots/plantations established	139	500
	# of HH supported with clean and/or energy efficient technologies for cooking	2,242	6,000
Food Security	# of refugees and asylum seekers receiving food assistance disaggregated by modality (Cash + In-kind)	Cash: 69,964; In kind: 62,601	# of refugees: 161,456
	Quantity of food provided (Metric Tonnes)	1,848	20,536
Livelihoods & Resilience	Acres of arable land accessed by refugees	**253**	
	HH having received livelihood support	**1,578**	
	# of men, women, boys and girls trained on financial literacy	400	20,536

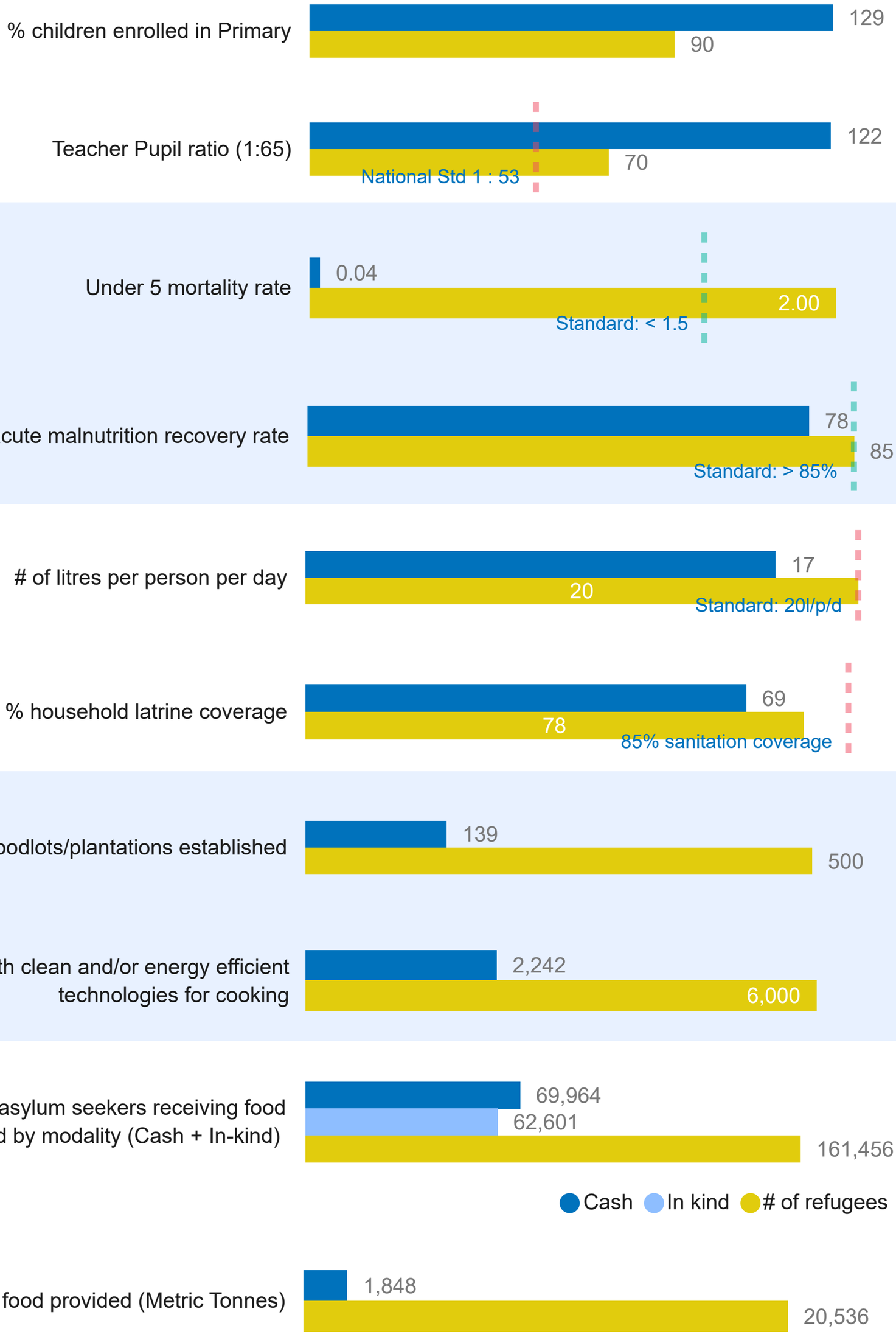

Population data: proGres v4 (OPM)
Author: UNHCR Representation in Uganda
Achievements data: ActivityInfo (reported by partners and sector leads)
Feedback: IM Unit | ugakaimug@unhcr.org
Published: Jul 2024
For more info: www.ugandarefugees.org

Rhino

Quarter 2 2024

Sector of Intervention	Indicator	Achieved	Target
Child Protection	# of adolescent girls and boys (12-17) participating in targeted programs that lead to skill development and empowerment	150	
	# of biological/foster parents who participated in positive parenting sessions	857	
	# of children of concern between 5-17 years who participate in community-based CP programs	7,029	
GBV	# of men and women engaged in GBV prevention and awareness campaigns within their communities	655	333
	# of women, men, boys and girls reached with GBV awareness raising and behavior/ attitude change activities	16,854	58,327
	# of persons at risk of GBV and survivors who received multi-sectoral support	231	411
Protection	# of feedback/complaints received Vs. those responded to within the appropriate timeframe	1,420	1,652
	# of persons with specific needs provided with support	7,841	14,200
	# of PoC that are in need of legal assistance and are receiving the same	6,093	900
CBI Modality	Amount of money distributed through CBT (USD)	1,151,750	7,001,643
	# of households supported with Cash Based Interventions compared to the total # of households	3,032	30,034

Partners presence by Q2 2024, UN Agencies and Government

National NGOs
ACORD, CEFORD, CEHURD, ELECU, IDI, MSU, PALM Corps, Post Bank, RICE-WN, TPO, and TVRA

Refugee Led Organizations (RLOs)
YSAT

International NGOs
ACAV, ACF, AIRD, AMREF, BRAC, CARE, CUAMM, DCA, DRC, ENABEL, ForAfrika, HI, HIM-Uganda, IRC, Kulika, LWF, Malteser, MC, MSF, NRC, Oxfam, Plan, SCI, SeedEffect, TTR, URCS, VE, WCC, WCH, WIU, WMU, WVI, and ZOA

UN Agencies
ILO, UNFPA, UNHCR, UNICEF, UNWOMEN, and WFP

Government
Madi-Okollo DLG, NFA, OPM, and Terego DLG

Population data: proGres v4 (OPM) **Achievements data:** ActivityInfo (reported by partners and sector leads) **Published:** Jul 2024
Author: UNHCR Representation in Uganda **Feedback:** IM Unit | ugakaimug@unhcr.org **For more info:** www.ugandarefugees.org

Uganda Country Refugee Response Plan
(UCRRP 2024-25)
Settlement Performance Snapshot

Imvepi

Quarter 2 2024

Population
Refugees and asylum-seekers

68,335 # of refugees

15,406 # of households

43 Partners in Response

0 Refugee Led Orgs

On average two performance indicators are measured per sector against the annual 2024 RRP targets are shown

3 Government Partners

5 UN Agencies

11 National NGOs

24 International NGOs

Sector of Intervention	Indicator	Achieved	Target
Education	% children enrolled in Primary	100	90
	Teacher Pupil ratio (1:65)	110	70 (National Std 1 : 53)
Health & Nutrition	Under 5 mortality rate	0.09	2.00 (Standard: < 1.5)
	Moderate acute malnutrition recovery rate	96	85 (Standard: > 85%)
WASH	# of litres per person per day	27	20 (Standard: 20l/p/d)
	% household latrine coverage	79	77 (85% sanitation coverage)
Energy & Environment	# of hectares of woodlots/plantations established	62	450
	# of HH supported with clean and/or energy efficient technologies for cooking	2,017	6,000
Food Security	# of refugees and asylum seekers receiving food assistance disaggregated by modality (Cash + In-kind)	Cash: 24,424; In kind: 34,185	# of refugees: 68,335
	Quantity of food provided (Metric Tonnes)	1,181	21,271
Livelihoods & Resilience	Acres of arable land accessed by refugees	**118**	
	HH having received livelihood support	**650**	
	# of men, women, boys and girls trained on financial literacy	243	21,271

Population data: proGres v4 (OPM)
Author: UNHCR Representation in Uganda
Achievements data: ActivityInfo (reported by partners and sector leads)
Feedback: IM Unit | ugakaimug@unhcr.org
Published: Jul 2024
For more info: www.ugandarefugees.org

Imvepi

Quarter 2 2024

Sector of Intervention	Indicator	Achieved	Target
Child Protection	# of adolescent girls and boys (12-17) participating in targeted programs that lead to skill development and empowerment	634	
	# of biological/foster parents who participated in positive parenting sessions	903	
	# of children of concern between 5-17 years who participate in community-based CP programs	2,187	
GBV	# of men and women engaged in GBV prevention and awareness campaigns within their communities	172	148
	# of women, men, boys and girls reached with GBV awareness raising and behavior/ attitude change activities	938	25,927
	# of persons at risk of GBV and survivors who received multi-sectoral support	175	511
Protection	# of feedback/complaints received Vs. those responded to within the appropriate timeframe	731	1,083
	# of persons with specific needs provided with support	3,130	8,118
	# of PoC that are in need of legal assistance and are receiving the same	788	3,520
CBI Modality	Amount of money distributed through CBT (USD)	494,801	1,784,544
	# of households supported with Cash Based Interventions compared to the total # of households	972	15,406

Partners presence by Q2 2024, UN Agencies and Government

National NGOs
ACORD, AFI, CEFORD, CEHURD, IDI, MSU, PALM Corps, RICE-WN, TPO, and WN-CARD

International NGOs
ACF, AIRD, BRAC, CARE, Childvoice, CUAMM, DCA, DRC, Equity Bank, ForAfrika, HI, IRC, Kulika, LWF, MSF, SCI, URCS, WCC, WCH, WHH, WIU, WMU, and ZOA

UN Agencies
UNFPA, UNHCR, UNICEF, WFP, and WHO

Government
OPM and Terego DLG

Population data: proGres v4 (OPM) **Achievements data:** ActivityInfo (reported by partners and sector leads) **Published:** Jul 2024
Author: UNHCR Representation in Uganda **Feedback:** IM Unit | ugakaimug@unhcr.org **For more info:** www.ugandarefugees.org

Uganda Country Refugee Response Plan
(UCRRP 2024-25)
Settlement Performance Snapshot

Lobule

Quarter 2
2024

Population
Refugees and asylum-seekers

6,123
# of refugees

968
# of households

21
Partners in Response

0
Refugee Led Orgs

2
Government Partners

3
UN Agencies

On average two performance indicators are measured per sector against the annual 2024 RRP targets are shown

8
National NGOs

8
International NGOs

Sector of Intervention	Indicator	Achieved	Target

Education

Health & Nutrition

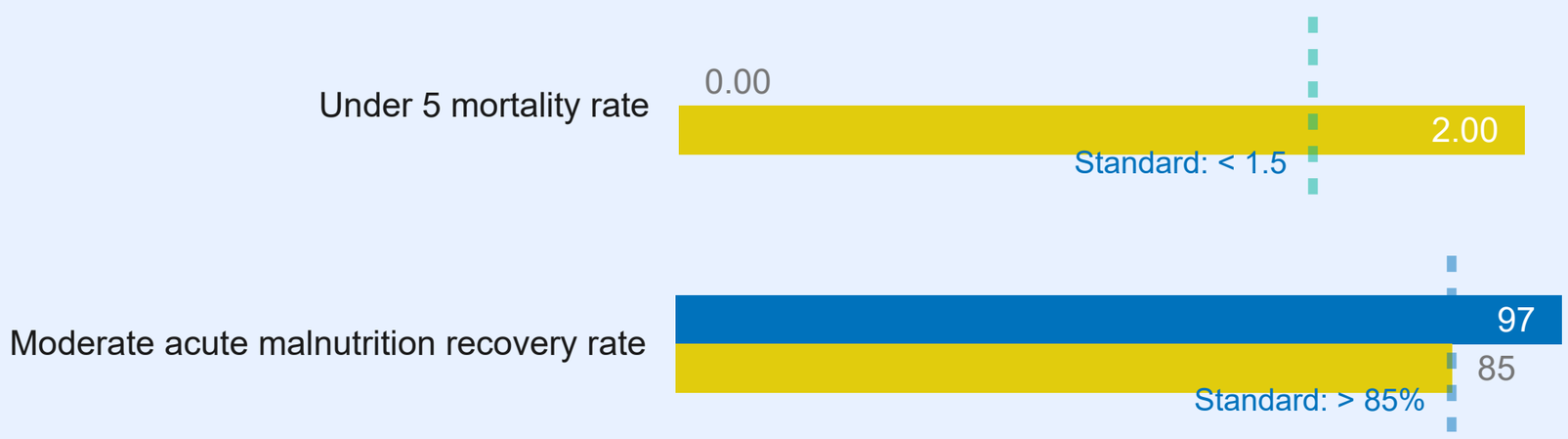

WASH



Energy & Environment

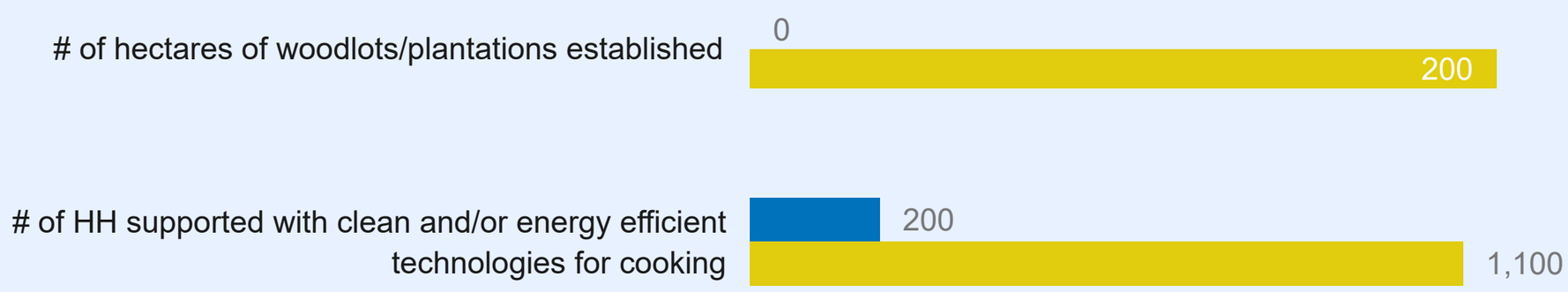

Food Security

Livelihoods & Resilience

771
HH receiving emergency livelihood support

10
Acres of arable land accessed by refugees

81
HH having received livelihood support

Population data: proGres v4 (OPM)
Author: UNHCR Representation in Uganda
Achievements data: ActivityInfo (reported by partners and sector leads)
Feedback: IM Unit | ugakaimug@unhcr.org
Published: Jul 2024
For more info: www.ugandarefugees.org

Lobule

Quarter 2
2024

Sector of Intervention	Indicator	Achieved	Target
Child Protection	# of adolescent girls and boys (12-17) participating in targeted programs that lead to skill development and empowerment	550	
	# of biological/foster parents who participated in positive parenting sessions	862	
	# of children of concern between 5-17 years who participate in community-based CP programs	1,945	
GBV	# of men and women engaged in GBV prevention and awareness campaigns within their communities	91	17
	# of women, men, boys and girls reached with GBV awareness raising and behavior/ attitude change activities	663	2,221
	# of persons at risk of GBV and survivors who received multi-sectoral support	19	45
Protection	# of feedback/complaints received Vs. those responded to within the appropriate timeframe	91	307
	# of persons with specific needs provided with support	366	611
	# of PoC that are in need of legal assistance and are receiving the same	295	220
CBI Modality	Amount of money distributed through CBT (USD)	138,166	581,175
	# of households supported with Cash Based Interventions compared to the total # of households	14	968

Partners presence by Q2 2024, UN Agencies and Government

National NGOs
CEFORD, HADS, MSU, PICOT, Post Bank, RICE-WN, and TPO

International NGOs
ACF, AIRD, Caritas Switzerland, DCA, DRC, ForAfrika, WCC, and WVI

UN Agencies
UNFPA, UNHCR, and WFP

Government
Koboko DLG and OPM

Population data: proGres v4 (OPM) **Achievements data:** ActivityInfo (reported by partners and sector leads) **Published:** Jul 2024
Author: UNHCR Representation in Uganda **Feedback:** IM Unit | ugakaimug@unhcr.org **For more info:** www.ugandarefugees.org