Environment & Energy Dashboard

Uganda Refugee Response Plan (RRP) 2024-2025

Q2 2024

January - June 2024

SECTOR OVERVIEW

The E&E Sector's vision is to restore and maintain a healthy natural environment and ensure access to energy for improved social services for refugees and host communities. This vision aligns with SDG 7 (Clean Energy), 13 (Climate Action) and 15 (Life on Land). Uganda is one of the ten priority countries for programming under the UNHCR's Strategic Plan for Climate Action (2024-2030) and Climate Resilience and Environmental Sustainability Operational Strategy (2022-2025).

The strategic direction of the E&E Sector also aligns with the Government of Uganda's policies. The sector has contributed to the implementation of the Ministry of Water and Environment's Sector Response Plan for Refugees and Host Communities, the Ministry of Energy and Mineral Development's Sustainable Energy Response Plan for Refugees and Host Communities and have developed climate action pledges with the Office of the Prime Minister.

Result Analysis;

Environment Activities

Achievements as of Q2 are progressing well and are on track to meet the 2024 targets.

Seedling Production & Distribution - As of Q2, 10 million (10,017,878) seedlings have been produced, and of these, 4.9 million (4,918,765) seedlings have been distributed. These distributed seedlings were planted by implementing and operating partners, District Local Government (DLGs), refugees, and host community to support forest restoration or woodlot/plantation establishment.

Forest and Wetland Restoration - 111ha of central forest reserves in Buhungiro and Palabek, and 27ha of wetlands were restored, bringing the total to 138ha as of the end of Q2, with an addition of 18ha restored in Q1. 78 trainings and 46 radio shows were conducted as part of sensitization purpose for environmental protection as of Q2.

Woodlot/Plantation Establishment & Maintenance - 532ha of woodlot were newly established in Q2 across seven settlements: Bidibidi, Kyaka II, Kyangwali, Oruchinga, Palabek, Palorinya, and Rwamwanja. This brings the total to 737ha established as of the end of Q2. In addition to establishment, maintenance of pre-established woodlot/plantation continued, with 957ha maintained in Q2, bringing the total to 1563ha by Q2, with addition of 606ha restored in Q1.

Energy Activities

Energy Efficient Cookstove - As of Q2, 22,722 households have been supported with clean and energy efficient technologies for cooking. In Q2 alone, 16,920 households were supported, about three times more than the 5,802 households targeted in Q1. Additionally, 2,085 local artisans have been trained to construct these cookstoves as of Q2.

Clean Cooking Fuel - During Q2, 3,000kg of biodegradable briquettes were produced for cooking as part of efforts to replace traditional firewood and charcoal. Total target for 2024 is the production of 12,000kg, and the progress of the activity is on track.

Key challenges / opportunities;

Impacts of Climate Change - Seedlings distribution was affected by the erratic rainfall experienced during Q2. The rainy season was very short and erratic, leading to low seedling absorption in five settlements: Adjumani, Bidibidi, Lobule, Rhino Camp, and Imvepi. As a result, more seedlings are being maintained and crossed for planting in the upcoming second season.

Water Shortages in Nurseries - Lamwo Nursery, Kitgum Nursery, and Kyenjojo Nursery reported heat stress and water shortages. To address these challenges, the budget was reallocated during the Mid-Year Project Review to install a shade net, water pump/reservoirs, and stand taps.

Need for More Sensitization - Kiryandongo, Nakivale, and Oruchinga Settlements expressed a need for awareness raising on tree growing to solve current challenge of low seedling absorption. These three settlements may be considered for target areas for future sensitization radio shows.

Sector priorities;

Develop a Uganda Operation-specific Energy and Environment Strategy (2025-2029) by the end of Q3.

Sectors contacts: John Paul Magezi (OPM) johnpaulmagezi@gmail.com Miriam Natabo (UNHCR) natabo@unhcr.org
Published: *August 2024*

Environment & Energy Dashboard

Uganda Refugee Response Plan (RRP) 2024-2025

Q2 2024

January - June 2024

ENVIRONMENT- KEY PERFORMANCE INDICATORS AND ACTIVITY OUTPUTS

OUTCOME 1: POCs access an environment where natural resources are managed through sustainable settlement land use plans

Actual *Gap*

Output 1: Natural resources restored and managed sustainably

Hectares of woodlots established

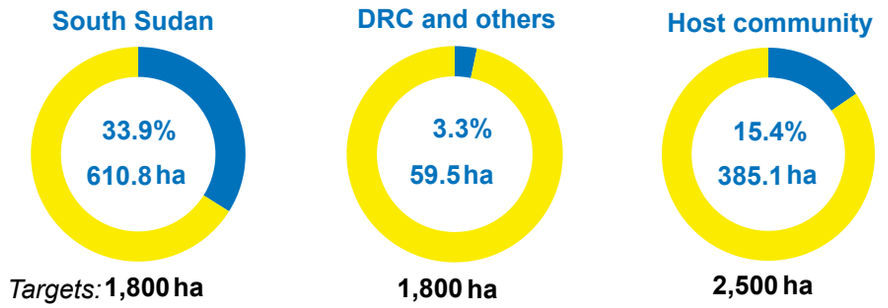

Targets: **1,800 ha** **1,800 ha** **2,500 ha**

Hectares of woodlots maintained

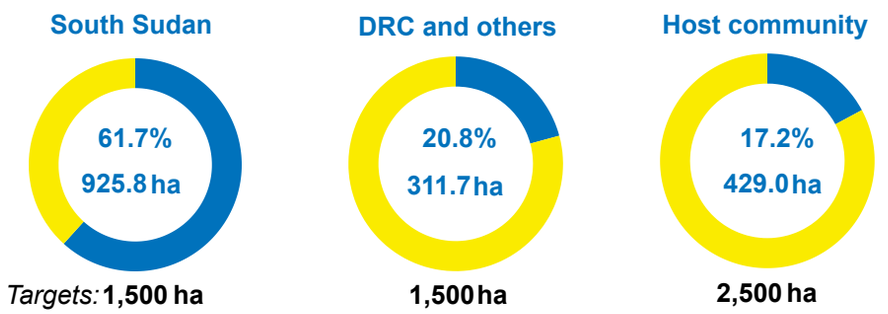

Targets: **1,500 ha** **1,500 ha** **2,500 ha**

3
Commemorations: World Wetlands Day and World Forests Day

78
Trainings on environmental management carried out

54
Radio shows on environment related programs

10,017,878
Assorted tree seedlings raised

4,918,765
Assorted tree seedlings distributed

5,099,113
Assorted seedlings remained

Hectares of wetlands, lakeshores, and riverbanks restored and protected by beneficiary type

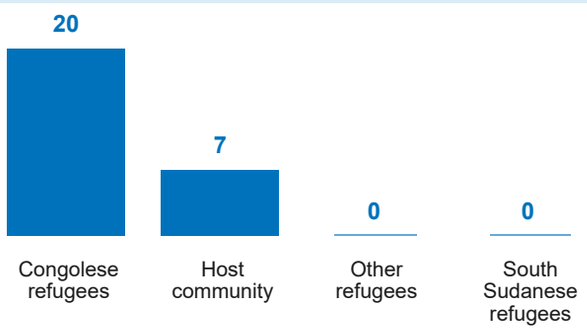

Cash for work beneficiaries under Environment by beneficiary type

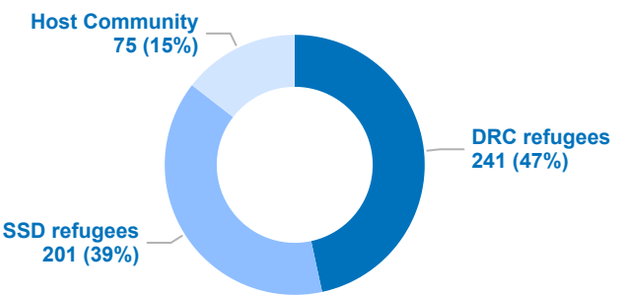

Seedlings planted over the years (in millions)

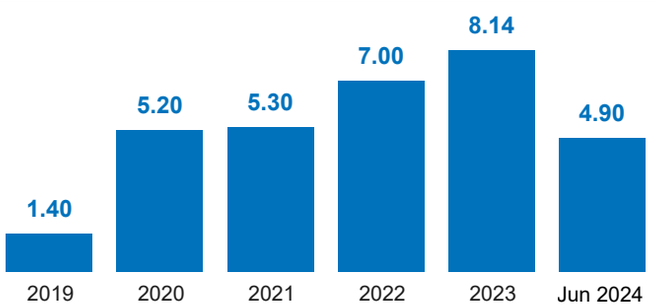

Area restored over the years (in hectares)

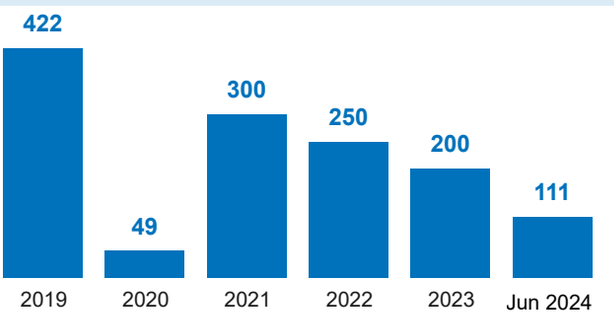

Achievements data: ActivityInfo **Author:** UNHCR Representation in Uganda **Feedback:** ugakaimug@unhcr.org **For more info:** https://data.unhcr.org/en/country/uga

Sectors contacts: John Paul Magezi (OPM) johnpaulmagezi@gmail.com Miriam Natabo (UNHCR) natabo@unhcr.org

Published: *August 2024*

Environment & Energy Dashboard

Uganda Refugee Response Plan (RRP) 2024-2025

Q2 2024

January - June 2024

ENERGY KEY PERFORMANCE INDICATORS AND ACTIVITY OUTPUTS

OUTCOME 2: POCs adopt and use affordable, reliable, sustainable and modern energy

Actual *Gap*

Output 1: Access to energy efficient technologies and fuels for cooking

25,933
HHs supported with improved biomass energy- saving stoves

426
Heat-retaining baskets distributed

2,117
Local stove artisans trained

Households supported with clean and/or energy efficient technologies for cooking

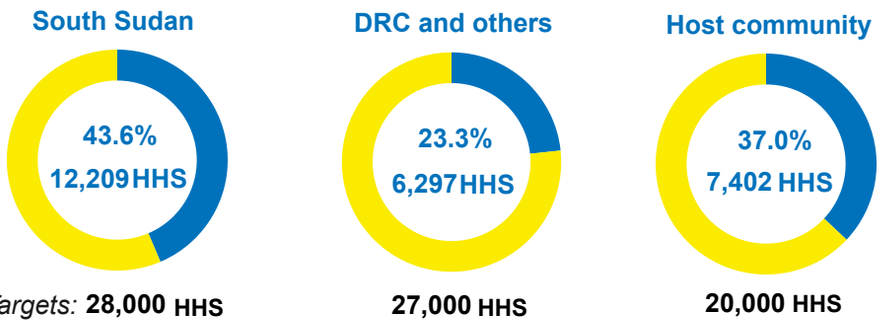

Households using clean and alternative fuels for cooking

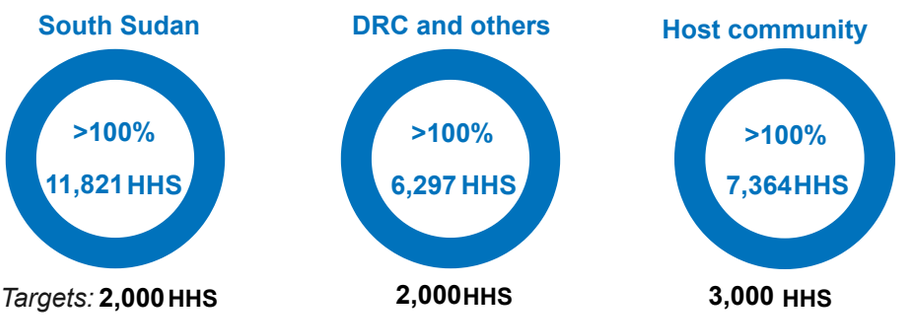

Local stove artisans trained



Trained and certified technicians for installation, repair and maintenance of solar street lights

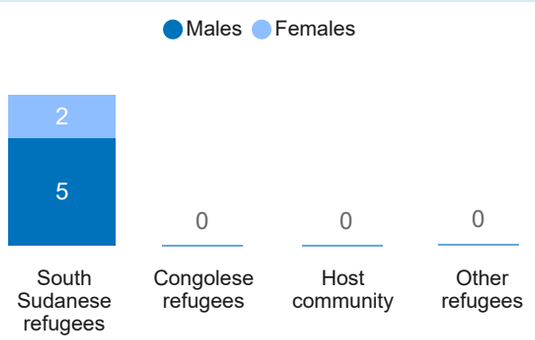

Cash for work beneficiaries under Energy by beneficiary type

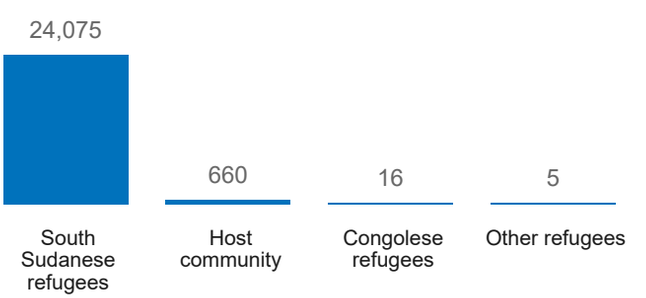

Achievements data: ActivityInfo **Author:** UNHCR Representation in Uganda **Feedback:** ugakaimug@unhcr.org **For more info:** https://data.unhcr.org/en/country/uga

Sectors contacts: John Paul Magezi (OPM) johnpaulmagezi@gmail.com Miriam Natabo (UNHCR) natabo@unhcr.org

Published: *August 2024* **Data sources:** ActivityInfo Partner reporting except for the narrative

Environment & Energy Dashboard

Uganda Refugee Response Plan (RRP) 2024-2025

Q2 2024

January - June 2024

INSTITUTIONAL STRENGTHENING OVERVIEW

OUTCOME 3: Natural resource management and settlement planning integrated across all sectors

Intersector coordination

- **1** WorkGrEEn and SSNFI inter-sector Coordination monthly meetings held
- **3** ECCDPG (Environment & Climate Change Development Partners Group) monthly coordination meetings held
- **1** Energy and Minerals Development Partners Group meeting attended
- **0** Natural Resources, Environment Climate Change, Land and Water Management Programme Working Group meeting attended

Water, Sanitation & Hygiene

- **45%** of water pumped through renewable energy
- **4.2MW** of installed renewable energy for water supply

Protection

- **310** Solar streetlights installed

Education

- **52** School(s) solarized

Partners

ALIGHT | Agency for Accelerated Regional Development (AFARD) | African Women and Youth Action for Development (AWYAD) | DanChurchAid (DCA) | Joint Energy and Environment Projects (JEEP) | Lutheran World Federation (LWF) | National Forestry Authority (NFA) | Nsamizi Training Institute for Social Development (Nsamizi) | Save the Children International (SCI) | World Vision International (WVI) | Ayuda en Acción (AyudaEA) | I CAN South Sudan (I CAN SSD) | Lamwo District Local Government (Lamwo DLG) | Malteser International | Caritas Switzerland | Raising Gabdho Foundation (RGF) | Belgian Development Agency (ENABEL) | Uganda Red Cross Society (URCS)

FUNDING

18 Partners

48M Total funding required

$2.0M	$46.0M
4% Received	96% Gap

Achievements data: ActivityInfo **Author:** UNHCR Representation in Uganda **Feedback:** ugakaimug@unhcr.org **For more info:** https://data.unhcr.org/en/country/uga

Sectors contacts: John Paul Magezi (OPM) johnpaulmagezi@gmail.com; Miriam Natabo (UNHCR) natabo@unhcr.org

Published: *August 2024*

Environment & Energy Dashboard

Uganda Refugee Response Plan (RRP) 2024-2025

Q2 2024

January - June 2024

SETTLEMENT COMPARISON & TRENDS ANALYSIS

Environment: Output 1: Natural resources restored and managed sustainably

Hectares of woodlots established during Q2 2024 by location

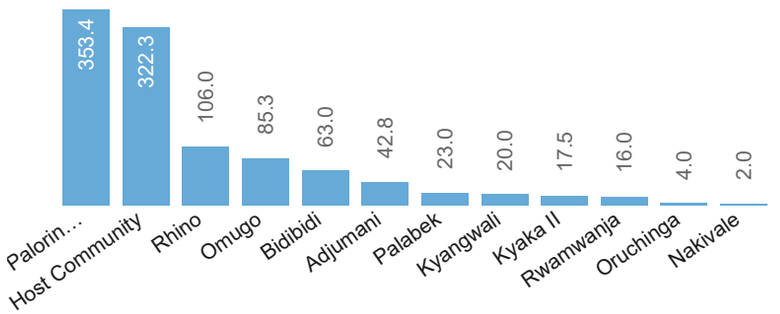

Hectares of woodlots maintained during Q2 2024 by location

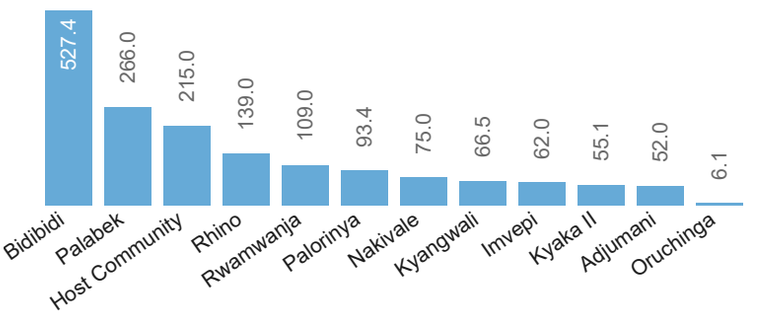

Hectares of woodlots established over the years

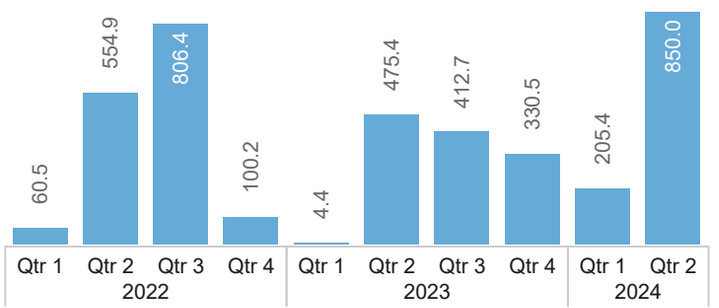

Hectares of woodlots maintained over the years

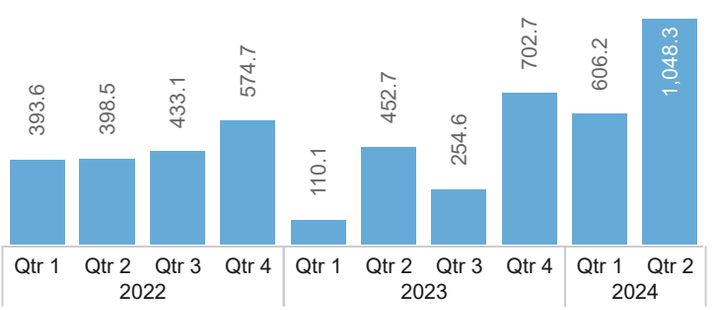

Energy: Output 1: Access to energy efficient technologies and fuels for cooking

Households supported with clean and/or energy efficient technologies for cooking during Q2 2024

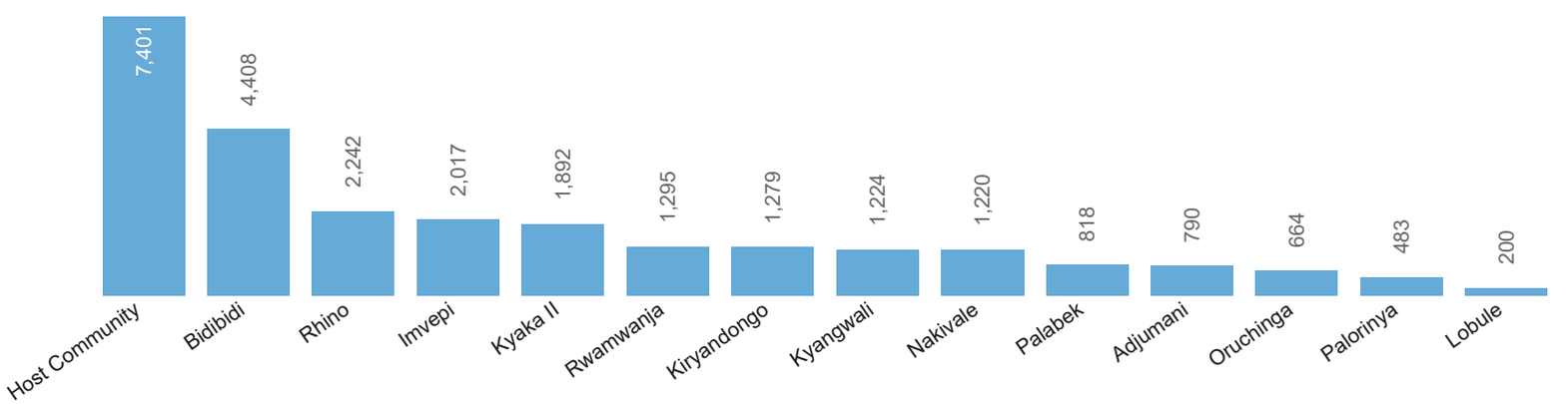

Households that have been supported with clean and/or energy efficient technologies for cooking over the years

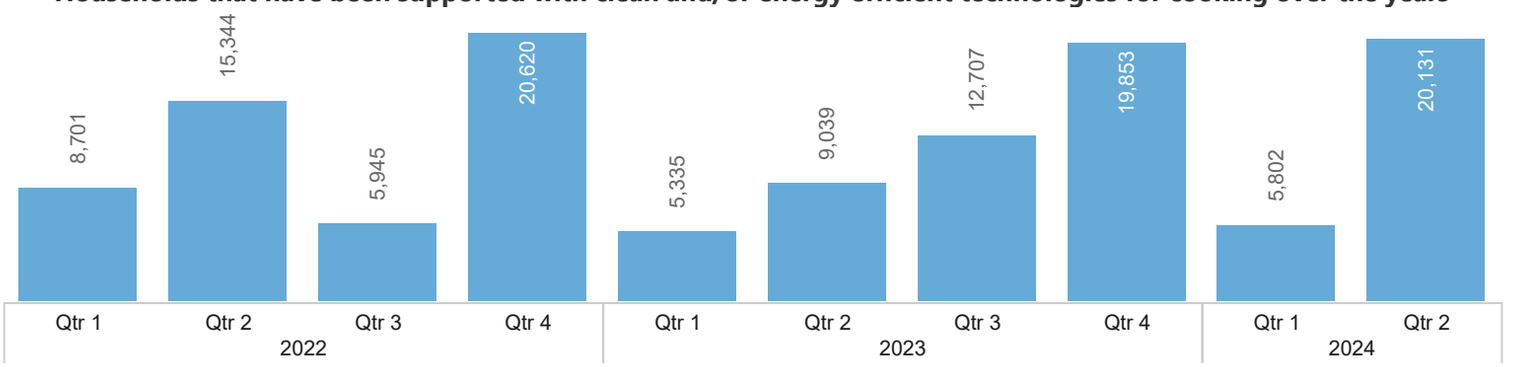

Operational presence by Location

KOBOKO

AFARD, Caritas Switzerland, DCA, ENABEL, I CAN SSD, NFA, SCI, WVI

YUMBE

Caritas Switzerland, DCA

ADJUMANI

AyudaEA, ENABEL, JEEP, LWF, NFA, WVI

MADI OKOLLO & TEREGO

DCA, ENABEL, Malteser, NFA, SCI

KIKUUBE

Alight, NFA, Nsamizi

KYEGEGWA

Alight, NFA, Nsamizi

KAMWENGE

AWYAD, NFA, Nsamizi

OBONGI

LWF, NFA

LAMWO

Lamwo DLG, LWF, NFA

KIRYANDONGO

ENABEL, LWF, NFA, SCI

KAMPALA

NFA

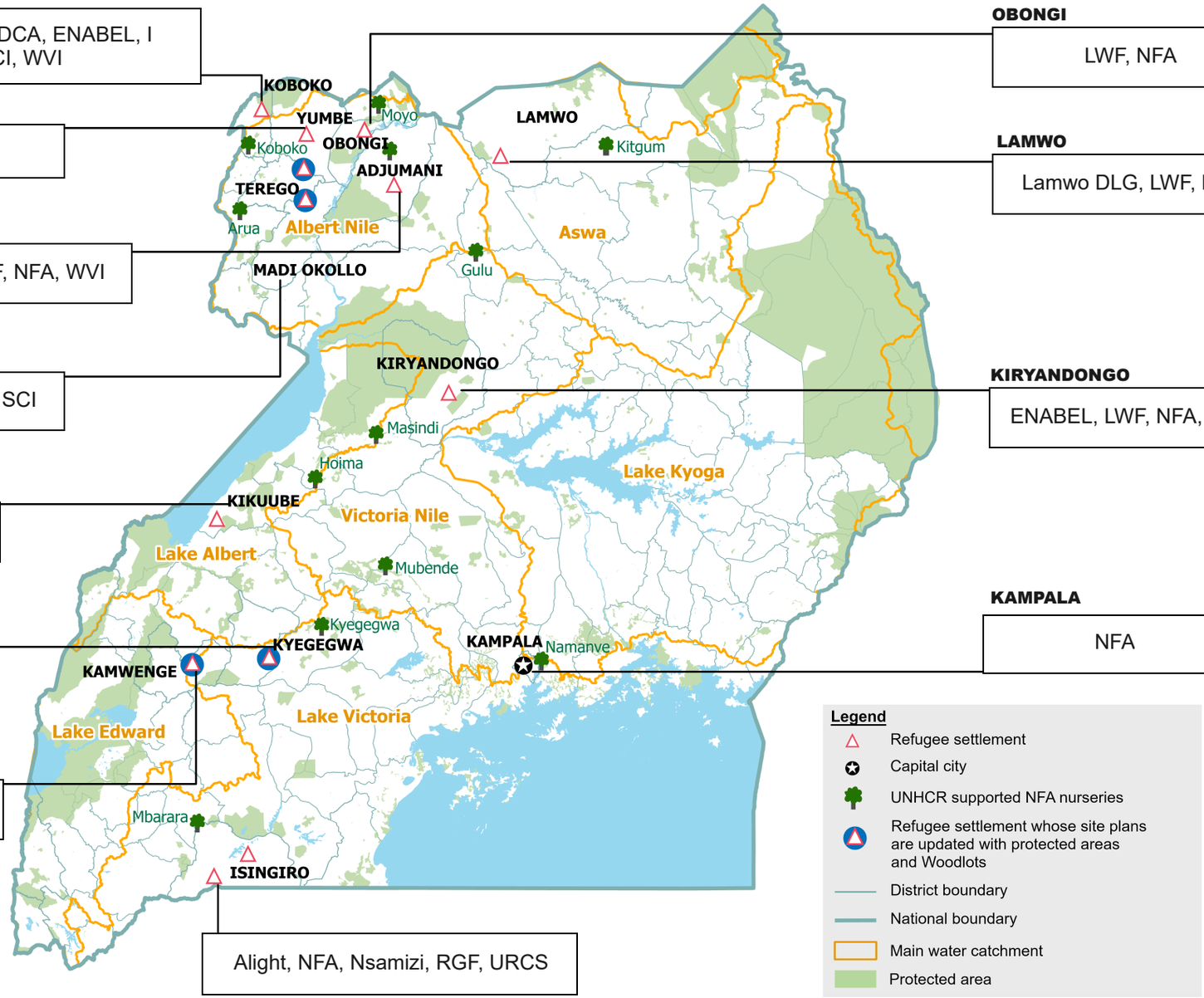

Alight, NFA, Nsamizi, RGF, URCS

Environment & Energy Dashboard

Uganda Refugee Response Plan (RRP) 2024-2025

Q2 2024

January - June 2024

Performance Indicator summary

OUTCOME 1: ENVIRONMENT

# of Hectares of wetlands restored and protected

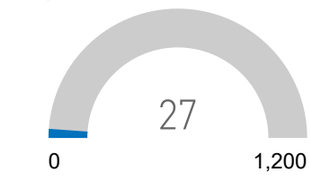

Hectares of woodlots/ plantations established

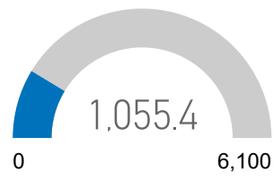

# of Hectares of woodlots/ plantations maintained

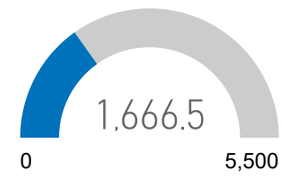

# of awareness and sensitization radio shows conducted

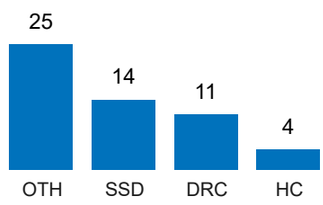

# of environment sensitization trainings conducted

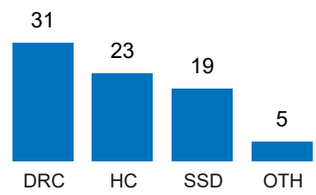

OUTCOME 2: ENERGY

# of HHs supported with clean and energy efficient technologies for cooking

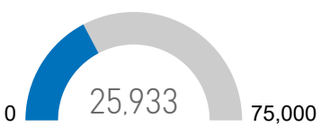

# of HHs using clean and alternative fuels for cooking

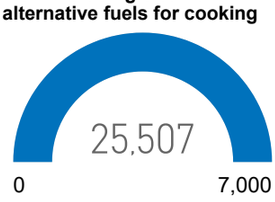

# of institutions using energy efficient cooking technologies

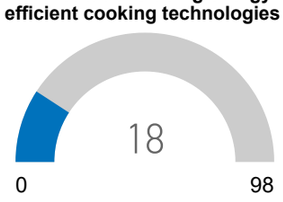

# of local artisans trained, certified in construction of energy efficient technologies

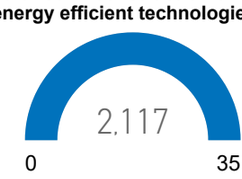

# of Individuals trained as TOTs

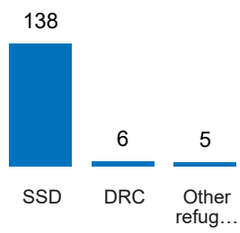

# of trained/ certified technicians for installation, repair and maintenance of so…

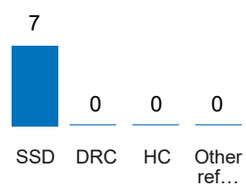

# of sensitizations conducted on energy saving practices

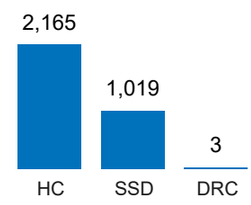

# of energy saving stoves made

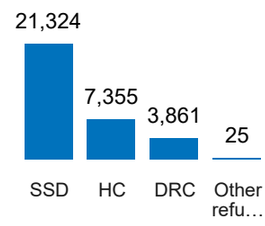

# of beneficiaries receiving through cash for work in Environment and Energy activities

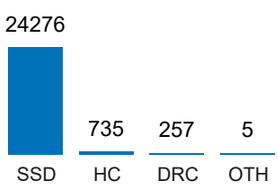

Total cash value of cash for work (UGX)

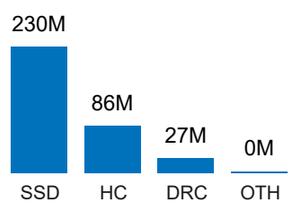

Indicator Performance Matrix*

Indicator name	Target	Value	Variance
# of hectares for wetlands, lakeshores and riverbanks restored and protected	100	27	73
# of hectares of CFRs and LFRs restored and maintained	1,100	111	989
# of hectares of woodlots/plantations established	11,950	1,055	10,895
# of hectares woodlots/plantations maintained	10,750	1,667	9,083
# of hh supported with clean and/or energy efficient technologies for cooking	135,100	25,933	109,167
# of hh using clean and alternative fuels for cooking	7,000	25,507	-18,507
# of institutions using energy efficient cooking technologies	98	18	80
# of local artisans trained, certified and engaged in construction/ fabrication of energy efficient cooking tehcnologies	35	2,117	-2,082
# of tonnes of briquettes produced for cooking (broken down by used for own consumption and sold)	95	3,000	-2,905
# of trained and certified technicians for installation, repair and maintenance of solar street lights	0	7	-7

Note: *Data in the indicator performance matrix* shows cumulative progress as of current reporting period*