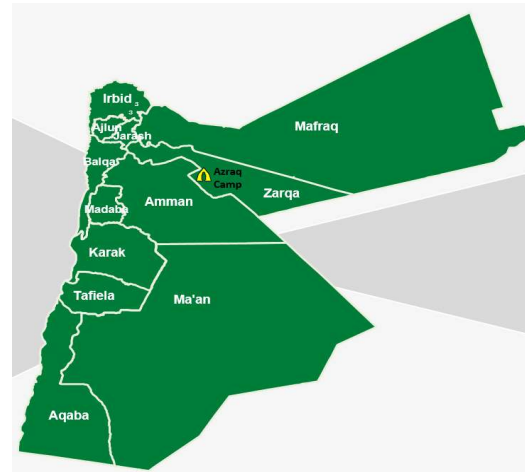
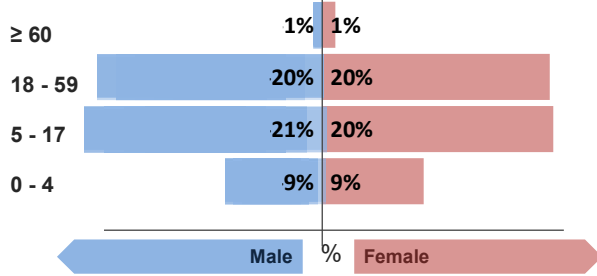




Refugee population

Total refugee population: **41,216**

Demographic breakdown:



Key facts

Camp opened: **May 2014**

Indicators at a glance

| | | |
|---|-------|---|
| 1 Health utilisation rate | 4.9 | X |
| 2 Number of consultations per clinician per day | 40 | ✓ |
| 3 Hospitalisation rate in-camp (/1000/month) | 5.2 | |
| 4 % deliveries attended by skilled personnel | 99.6% | ✓ |
| 5 Crude Mortality Rate (CMR) (/1000/month) | 0.1 | ✓ |
| 6 Under-five Mortality Rate (U5MR) (/1000/month) | 0.1 | ✓ |
| 7 Neonatal Mortality Rate (NNMR) (/1000 livebirths) | 8.0 | ✓ |

Notes

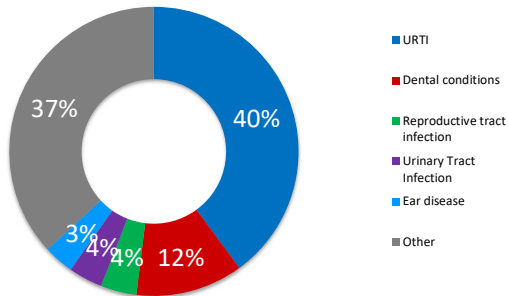
This public health profile for Azraq refugee camp is compiled from health facility data from the following partners:

- IMC Hospital
- IMC Clinic Village 5
- AMR Clinic Village 2
- AMR Comprehensive Health Facility
- IRC RH Services

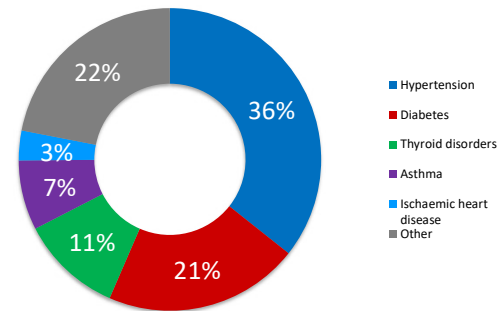
Data is collected using standardised Health Information System (HIS) data collection and reporting tools and aims to be as accurate as possible.

Morbidity

Acute health conditions (%)



Chronic health conditions (%)

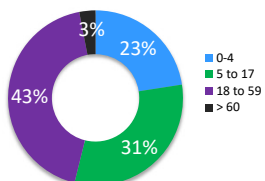


Top 5 acute health conditions

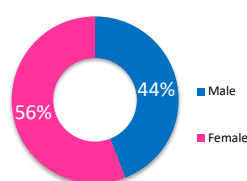
| Rank | Condition | % morbidity | # of cases |
|------|------------------------------|-------------|------------|
| 1 | URTI | 40% | 20,212 |
| 2 | Dental conditions | 12% | 6,063 |
| 3 | Reproductive tract infection | 4% | 2,031 |
| 4 | Urinary Tract Infection | 4% | 1,927 |
| 5 | Ear disease | 3% | 1,723 |
| - | Other | 37% | 18,639 |

Breakdown of acute health conditions

by age



by gender

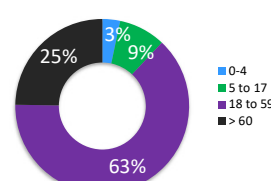


Top 5 chronic health conditions

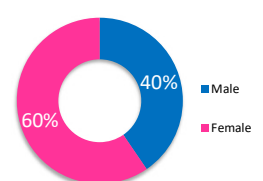
| Rank | Condition | % morbidity | # of cases |
|------|-------------------------|-------------|------------|
| 1 | Hypertension | 36% | 1,630 |
| 2 | Diabetes | 21% | 956 |
| 3 | Thyroid disorders | 11% | 498 |
| 4 | Asthma | 7% | 342 |
| 5 | Ischaemic heart disease | 3% | 145 |
| - | Other | 22% | 1,003 |

Breakdown of chronic health conditions

by age



by gender



Public Health

Health Impact

| | Indicator | Standard | |
|---|-----------|----------|---|
| Crude Mortality Rate (CMR) (/1000/month) | 0.1 | < 0.75 | ✓ |
| Under-five Mortality Rate (U5MR) (/1000/month) | 0.1 | < 1.5 | ✓ |
| Neonatal Mortality Rate (NNMR) (/1000 livebirths) | 8.0 | < 12 | ✓ |

Access and utilization

| | | | |
|--|--------|-------|---|
| Total number of consultations | 69,858 | | |
| Health utilisation rate | 4.9 | 1 - 4 | ✗ |
| No. of consultations per trained clinician per day | 40 | < 50 | ✓ |

Outbreak Alert and Response

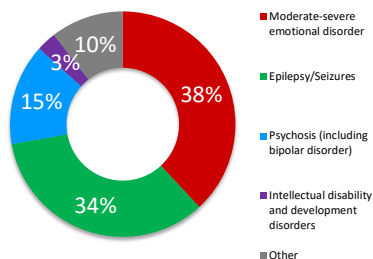
| | Indicator | Standard |
|---|-----------|----------|
| Number of outbreaks reported | 0 | |
| % of outbreaks investigated within 48 hours | | 100% |

Laboratory

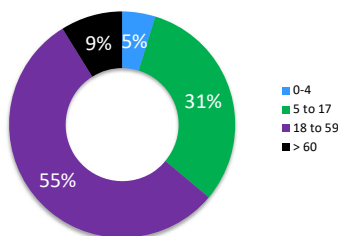
| | |
|------------------------------|--------|
| Number of laboratory samples | 19,328 |
|------------------------------|--------|

Breakdown of mental health conditions

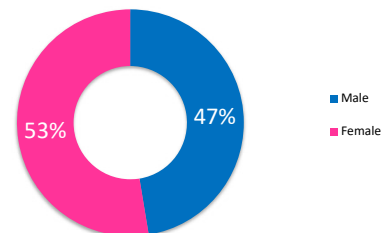
By cause



By age

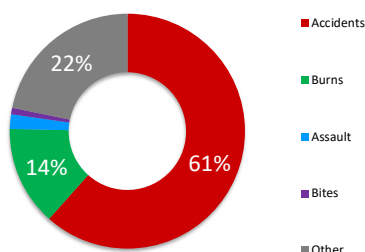


By gender

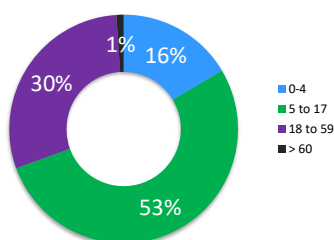


Breakdown of injuries

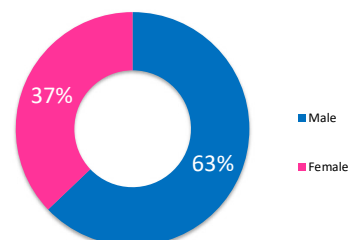
By cause



By age



By gender



In-patient and referral

In-patient department

| | Indicator | Standard | |
|--|-----------|----------|---|
| Hospitalisation rate (/1000/year) | 62.6 | 50 - 150 | |
| Bed occupancy rate | 67% | > 75% | ✗ |
| Mean length of stay for authorised discharges (days) | 2.4 | | |

Reproductive Health

Antenatal care

| | Indicator | Standard | |
|---|-----------|----------|---|
| Coverage of antenatal care (4 or more visits) | 94% | ≥ 90% | ✓ |
| Coverage of TT vaccination | 36% | ≥ 90% | ✗ |
| Coverage of anaemia screening in pregnancy | 97% | ≥ 90% | ✓ |

Delivery care

| | | | |
|---|------|---------|---|
| Proportion of deliveries attended by skilled personnel | 100% | ≥ 90% | ✓ |
| Proportion of deliveries performed by caesarean section | 30% | 5 - 15% | ✗ |
| Proportion of low birth weight deliveries (<2500g) | 6% | < 15% | ✓ |

Maternal mortality

| | | | |
|---|---|------|--|
| Number of maternal deaths reported | 0 | | |
| % of maternal deaths investigated within 48 hours | | 100% | |

Postnatal care

| | Indicator | Standard | |
|----------------------------|-----------|----------|---|
| Coverage of postnatal care | 76% | ≥ 90% | ✗ |

Sexual and Gender-based Violence

| | | | |
|--|-----|------|---|
| Incidence of rape (reported cases/10,000/year)* | 0.0 | | ^ |
| % of rape survivors who received PEP** < 72 hours | | 100% | ^ |
| % of rape survivors who received ECP*** < 120 hours | | 100% | ^ |
| % of rape survivors who received STI**** prophylaxis < 2 wks | | 100% | ^ |

*Only includes rapes reported at health facilities **Post-exposure prophylaxis ***Emergency contraceptive pill
****Sexually transmitted infection

UNHCR gratefully acknowledges the support of the following partners:

