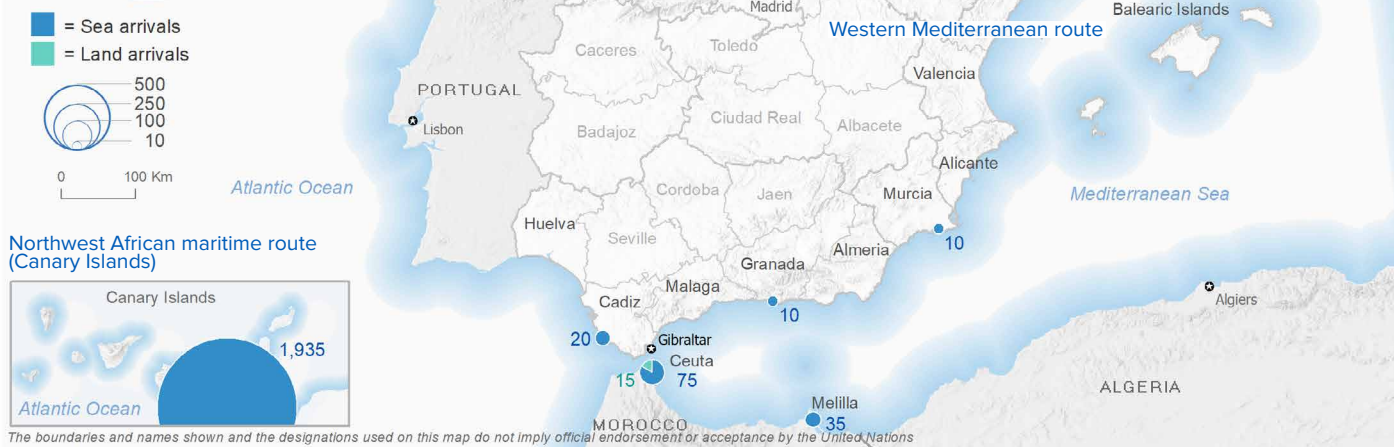


SPAIN Weekly snapshot - Week 35 (26 Aug - 1 Sep 2024)

The charts below are based on figures from the Ministry of Interior and UNHCR estimates. All figures are provisional and subject to change

Refugees & migrants: sea and land arrivals in week 35¹



Arrivals in Spain

36,062
 Arrivals as of 1 Sep 2024² **+63%**
 Dif. 2023

35,756
 Sea Arrivals²
 Dif. 2023: **+65%**

306
 Land Arrivals²
 Dif. 2023: **-21%**

2,099
 Arrivals Week 35¹
 Dif. last week: **+44%**
 Dif. 2023: **+67%**

Western Mediterranean

10,337
 Arrivals as of 1 Sep 2024² **-2%**
 Dif. 2023

10,031
 Sea Arrivals²
 Dif. 2023: **-1%**

306
 Land Arrivals²
 Dif. 2023: **-21%**

166
 Arrivals Week 35¹
 Dif. last week: **-69%**
 Dif. 2023: **-71%**

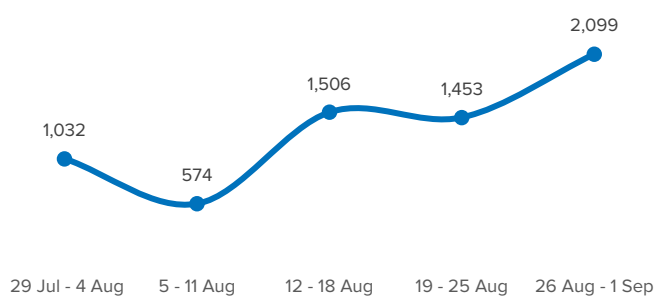
Northwest African maritime (Canary Islands)

25,725
 Arrivals as of 1 Sep 2024² **+122%**
 Dif. 2023

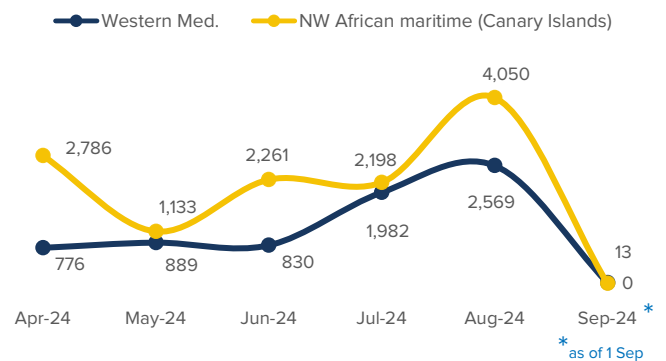
25,725
 Sea Arrivals²
 Dif. 2023: **+122%**

1,933
 Arrivals Week 35¹
 Dif. last week: **+110%**
 Dif. 2023: **+180%**

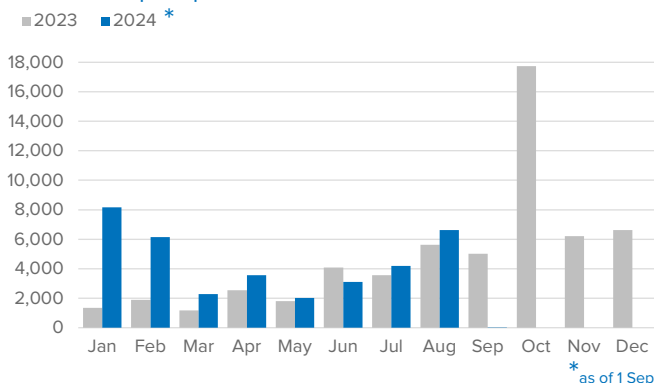
Arrivals in Spain during the last five weeks¹



Arrivals in Spain by route during the last six months²



Arrivals in Spain per month²



Arrivals in Spain per year²

