



Tanzania Refugee Population Update

as of 31 August 2024



Key Figures

233,257*
People we Serve

82.4%
192,270
Living in camps

8.2%
19,100
Living in settlements

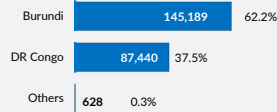
9.2%
21,507
Living in villages

0.2%
380
Living in urban area

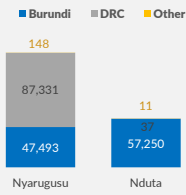
82%
192,389
Refugees

18%
40,868
Asylum-seekers

Country of origin



Camp-based population by country of origin

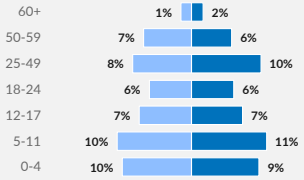


Age and Gender

55%
Children

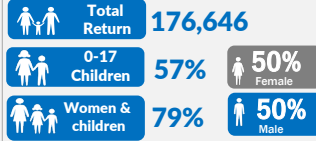
3%
Older People

116,333 Male (50%)
116,924 Female (50%)



Durable Solutions

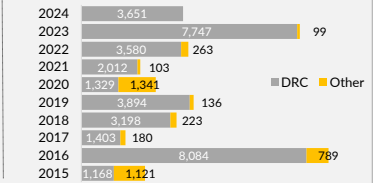
Voluntary return of Burundian refugees, 2017-24



Local integration

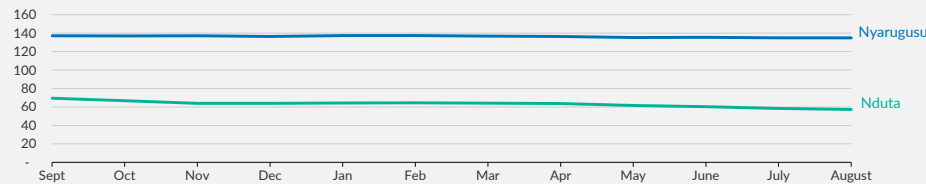
162,000 former Burundian refugees (1972) granted citizenship by the Government of Tanzania.

Resettlement departures by CoO, 2015 - 24

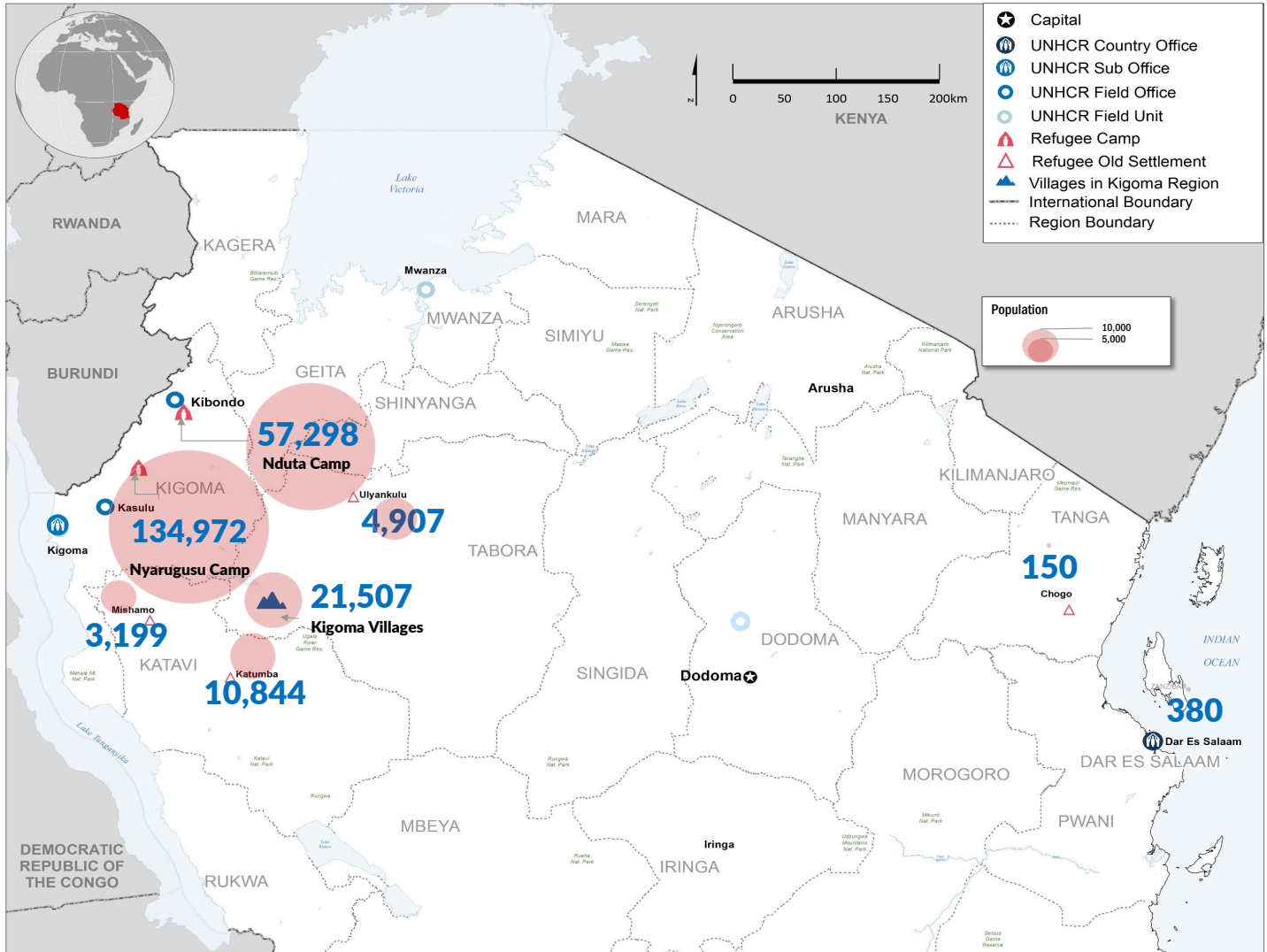
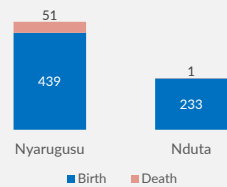


Camp population trend: September 2023 - August 2024

Number of people (thousands)



Births vs Deaths



The boundaries and names shown and the designations used on this map do not imply official endorsement or acceptance by the United Nations. Sources: Boundaries: UNCS; Background: USGS; Data: Government of Tanzania, UNHCR. For more information, please contact: MALLYA@unhcr.org or visit: https://data.unhcr.org/en/situations/burundi/location