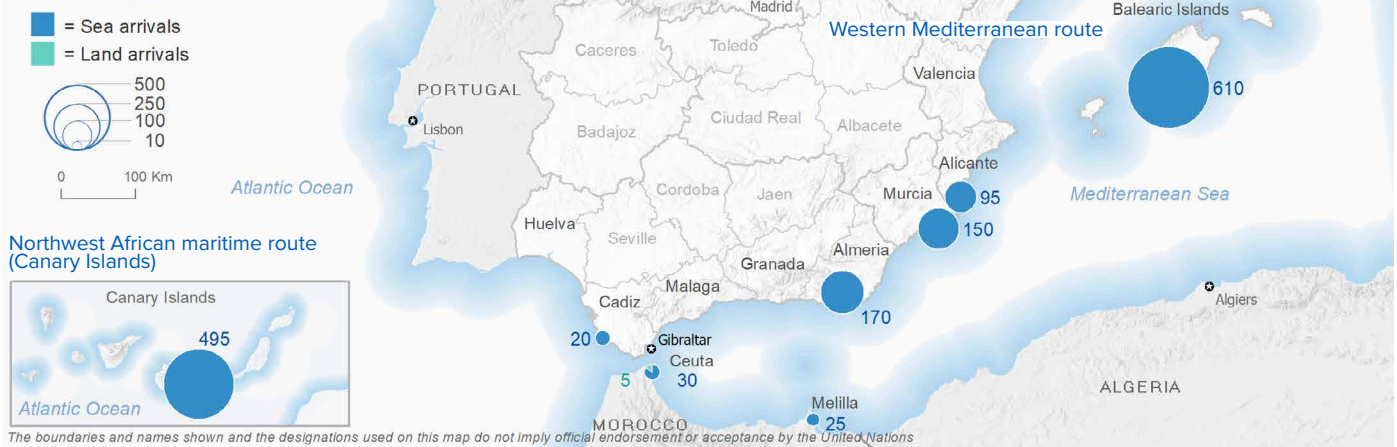


SPAIN Weekly snapshot - Week 36 (2 - 8 Sep 2024)

The charts below are based on figures from the Ministry of Interior and UNHCR estimates. All figures are provisional and subject to change

Refugees & migrants: sea and land arrivals in week 36¹



Arrivals in Spain

37,521
 Arrivals as of 8 Sep 2024² **+61%**
 Dif. 2023

37,209
 Sea Arrivals²
 Dif. 2023: **+63%**

312
 Land Arrivals²
 Dif. 2023: **-20%**

1,598
 Arrivals Week 36¹
 Dif. last week: **-24%**
 Dif. 2023: **+36%**

Western Mediterranean

11,299
 Arrivals as of 8 Sep 2024² **+4%**
 Dif. 2023

10,987
 Sea Arrivals²
 Dif. 2023: **+5%**

312
 Land Arrivals²
 Dif. 2023: **-20%**

1,101
 Arrivals Week 36¹
 Dif. last week: **+563%**
 Dif. 2023: **+265%**

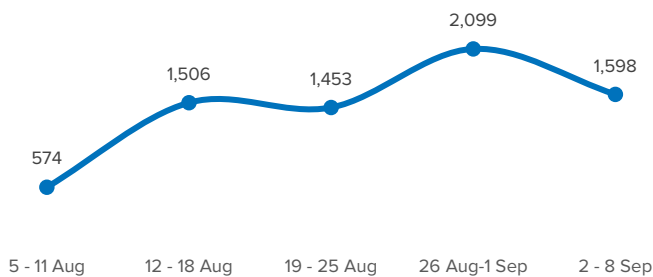
Northwest African maritime (Canary Islands)

26,222
 Arrivals as of 8 Sep 2024² **+110%**
 Dif. 2023

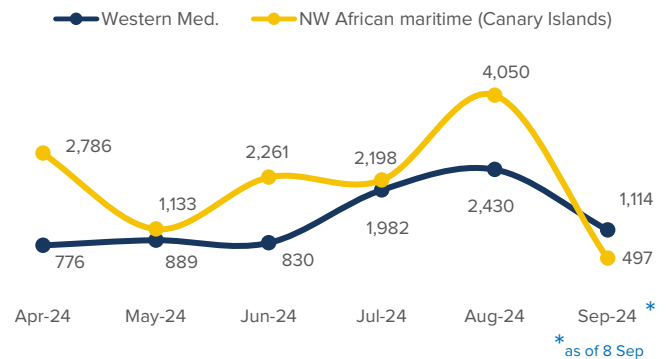
26,222
 Sea Arrivals²
 Dif. 2023: **+110%**

497
 Arrivals Week 36¹
 Dif. last week: **-74%**
 Dif. 2023: **-43%**

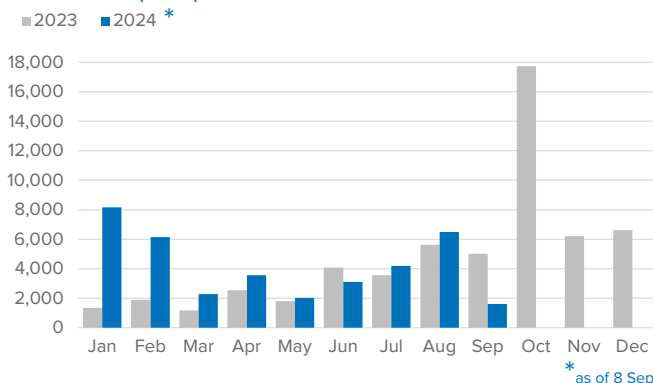
Arrivals in Spain during the last five weeks¹



Arrivals in Spain by route during the last six months²



Arrivals in Spain per month²



Arrivals in Spain per year²

