



LEBANON
Response Plan

LRP Partners Update Meeting

September 13, 2024

Agenda

1. LRP 2024 Mid-Year Results

- Funding Update
- Sector Results
- Support to Lebanese

2. Mainstreaming Trends

- Conflict Sensitivity and Monitoring & Evaluation Toolbox
- Towards Circular Cash-for-Work Activities in Lebanon

3. Update on LHIF & LHDF Localization Efforts

4. AoB



Mid-Year Results

Information Management & Sector Coordination Teams



Funding Update

Raffi Kouzoujian, Assistant Information Management Officer (UNHCR)

Mid-Year Funding Update

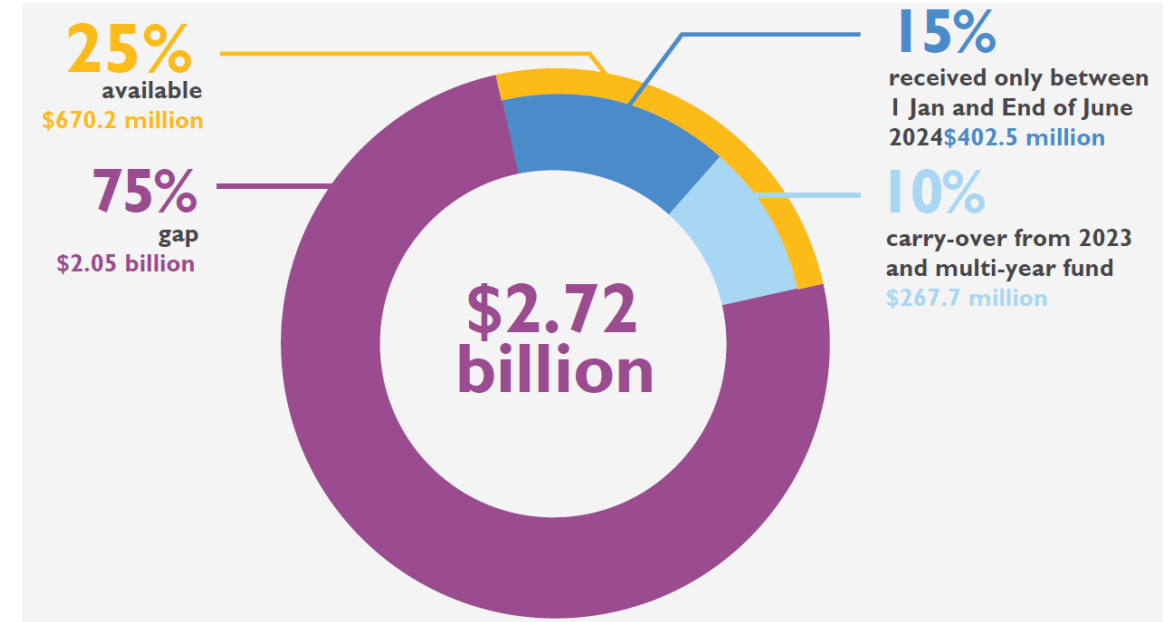
Overview Based on Partners Reporting

71 Partners Reported
39 Different Donors

Available Funds*: 670.2 M of the 2.72 B Appeal

- Received: 402.5 M
- Carry-over: 267.7 M

Distribution of Funds by Agency Type:
UN 70%; INGO 28.3%; and NNGO 1.7%

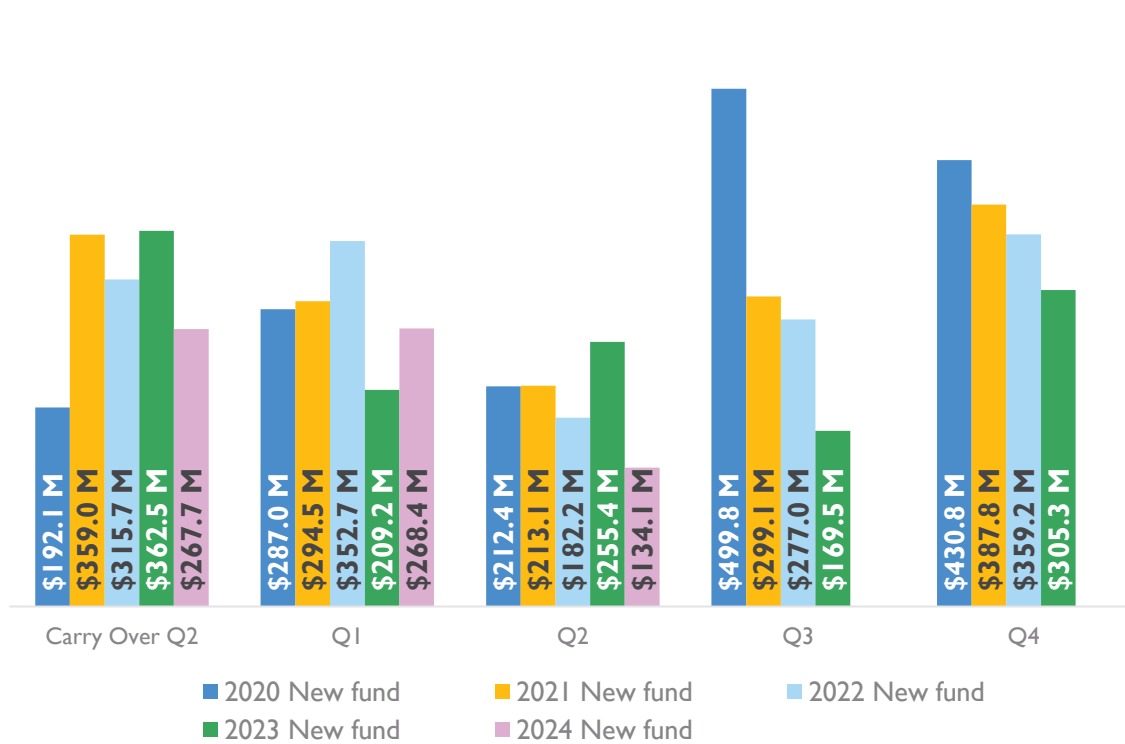


*207.8 M decrease from the same period in 2023.

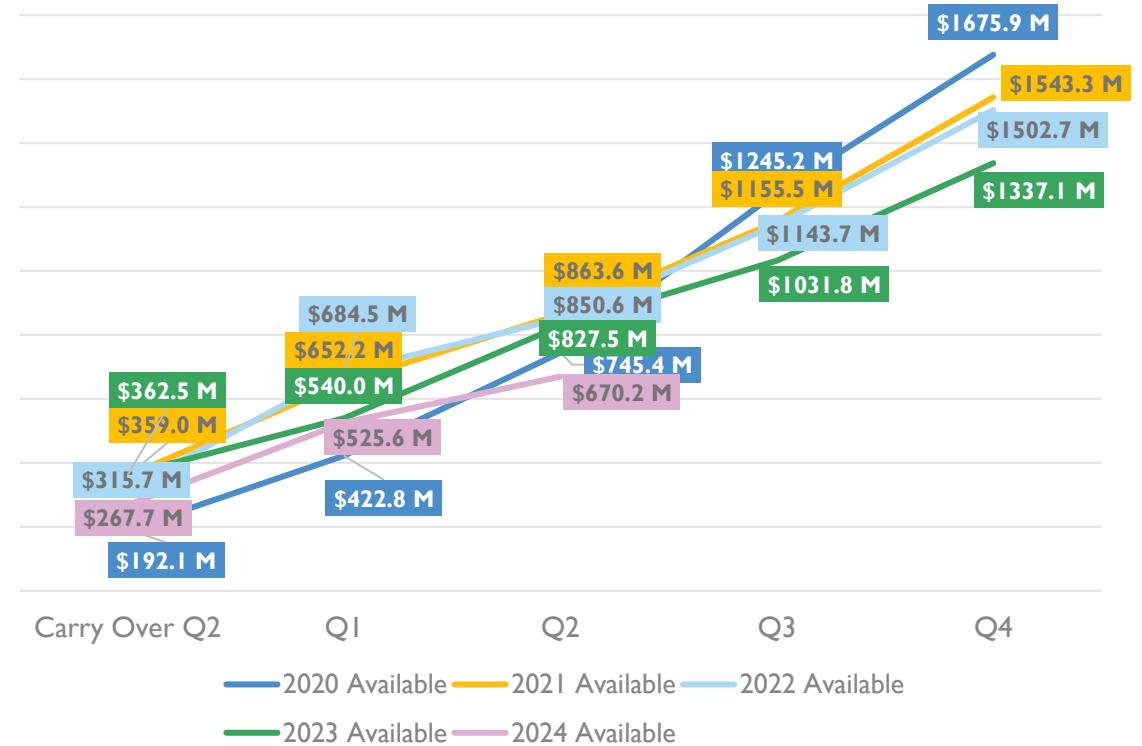
Mid-Year Funding Update

Funding Trend 2020 to 2024

2020 - 2024: New Funding by Quarter



2020 - 2024- Cumulative Available Funding by Quarter

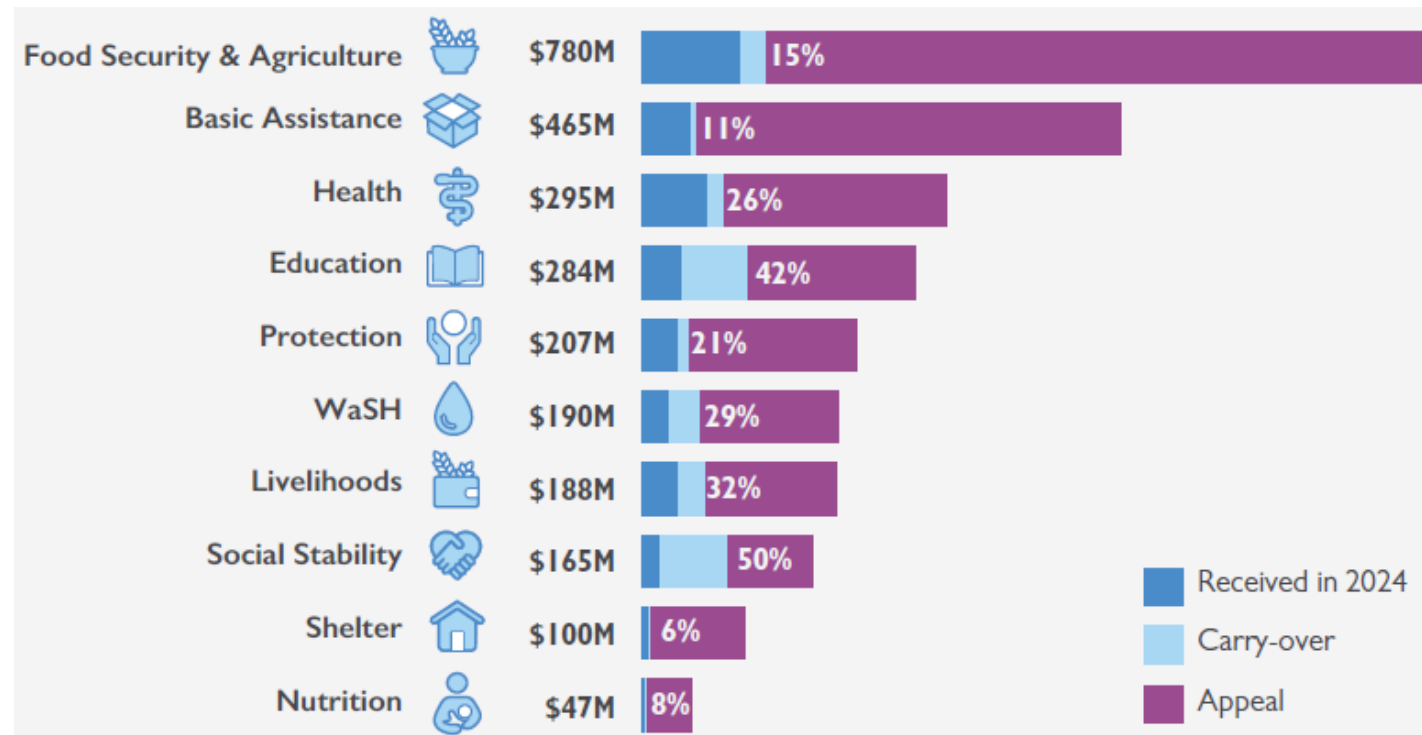


Mid-Year Funding Update

Funding Received and Allocated by Sector

Social Stability (50%), Education (42%), and Livelihoods (32%) are the **highest** funded sectors compared to the appeal.

Shelter (6%), WaSH (9%), and Basic Assistance (11%) are the **lowest** funded sectors compared to the appeal.





Sector Results

Sector Coordination Teams

Basic Assistance



Sector Results



Basic Assistance

Achievements:

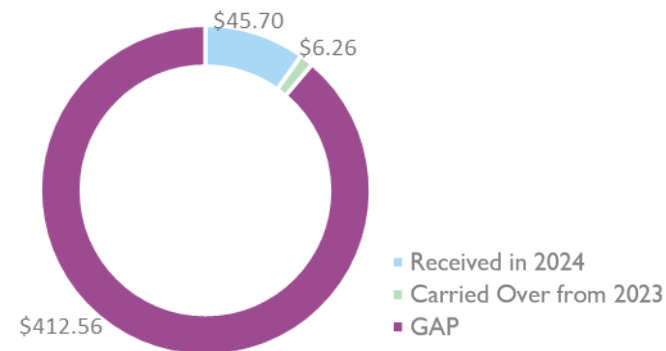
- **366,945** HHs were able to meet their basic needs by receiving cash grants, with an overall value of **19,345,878 USD**.
- **239,677** core relief items have been distributed in accessible areas in the South, and Nabatiyeh governorates.

Challenges:

- Decline in regular MPCA coverage across all population cohorts especially displaced Syrians. (**15.4%** Decrease).
- Majority of cash programs using inadequate TV deteriorating impact of cash under the sector.
- (**40%** of the recommended TV).
- Increased demand for Cash assistance vs limited funding available for relief efforts in the south – Coverage gap.
- Challenges related to access.

Priorities in the second half of 2024:


- Finalization of targeting methodology for IDPs.
- The sector will continue to work on strengthening methods used to define and recommend transfer values for multi-purpose cash assistance and emergency cash assistance.
- Update the protection risk analysis matrix and the winter guidance note.
- Work closely with the Ministry of Social Affairs to strengthen the referral and deduplication protocols with social protection programs.



ح ج ث




Education



To do list
Math
→ Revision
English
→ Revision
Arabic
→ Revision
+ Mon
+ Games

1-2-3-4-5-6-7-8-9-10
1-5-1



Sector Results



Education

Achievements:

Improved Access to Education

- Cash for Education programs reached children across public schools, targeting specific grades and children with disabilities. (45,000 including 10,000 in South).
- Nutritious meals and snacks at schools/learning centers to address not only educational but also nutritional needs (125,000 children and youth).
- NFE programs implemented through partners in community centers (39,160 Syrian learners).

Enhanced Quality of Education

- Parents and caregivers participated in life skills and academic support sessions (20,000).
- Students participated in SEL, PFA and PSS activities (7,000).
- Students received retention support focusing on Inclusive Education (40,000).

Strengthened Education Governance and Partner Capacity

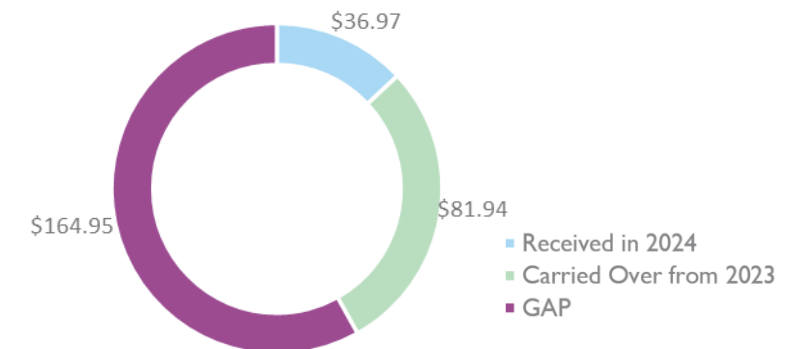
- Enhanced Governance and Preparedness.
- Capacity Building for Education Partners.

Challenges:

- Lack of allocated funding for South Partners resulting in limited reach of EiE response.
- Fifth year of learning disruption for children compounding deterioration of learning and students' lack of foundational skills.
- Absence of transitional learning pathways to reintegrate into formal educational system.

Priorities in the second half of 2024:

- Summer School and Retention Initiatives.
- Collaboration on Non-Formal Education Reform.
- Evidence-based responses.





Food Security and Agriculture



Sector Results

Food Security and Agriculture

Achievements:

- 1.7 million individuals benefited from regular Food Assistance programs.
- 180,000 individuals were supported due to the South conflict.
- Sectoral FA guidelines have been updated and published.
1) [South Emergency](#) and 2) [Regular Response](#).
- 9,393 small-scale farmers receiving assistance (capacity building, in-kind or cash-based assistance).
- 259 individuals benefitting in skills development and training in agriculture. (FFTs/Cash for Trainings).
- 629 individuals benefitting from temporary/casual labour in agriculture. (FFAs/Cash for Assets/Cash for Work/Cash for Services).

Total amount of USD disbursed as cash assistance to farmers and agricultural entities: \$ 533,166.

Agricultural cooperatives, MSMEs, associations supported ((capacity building, in-kind or cash-based assistance): 195.

Challenges:

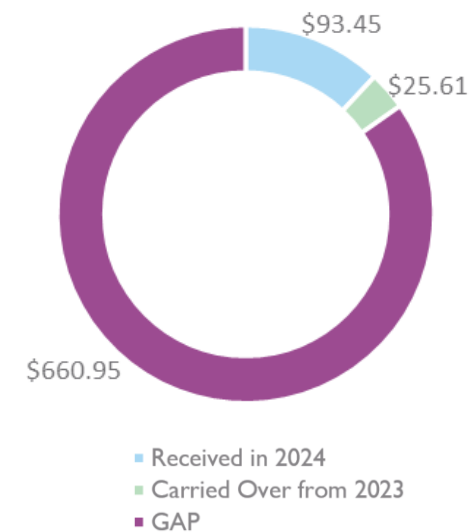
- Lack in IM capacity – pending recruitment. (IM on-board).
- Financial constraints to address funding gaps.
- Ongoing preparedness Plan updated.
- Regular Update of Contingency Stock.
- Data and Information availability and sharing including on farmers (strengthen coordination with institutions, DRM/DRR and partners).

Priorities in the second half of 2024:


- Agriculture Working Group Updated.
- Expand cash response in border areas in the South.
- Expand support to farmers in border areas in the South as well as IDPs.
- Conduct a new IPC Analysis for 2024/2025.
- Update the Impact of hostilities in the South on agricultural households food security and livelihoods.
- Sectoral FA guidelines for prisons and detention centers.

Support from Inter-Sector / Collaboration Across Sectors:

- Coordinate with the governmental counterparts on the switching assistance from blanket to targeted (both for IDPs and border response).
- Continue & Strengthening Coordination among sectors especially for the response in the South.



Health





Sector Results

Health

Achievements:

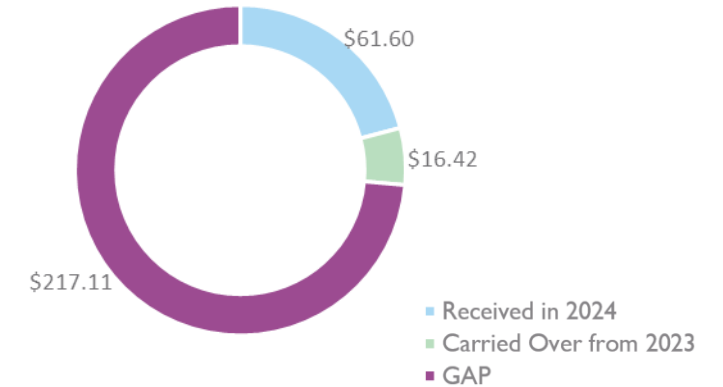
- **644,139** individuals benefiting from Primary and Secondary Health care services across Lebanon in Q2 2024.
- **34,892** individuals benefiting from Primary and Secondary Health care services in the south escalation response in Q2 2024.

Challenges:

- Decline in primary health care consultations coverage across all population cohorts. **(19% Decrease)** compared with Q2 2023.
- Decline in Secondary health care coverage across all population cohorts. **(8% Decrease)** compared with Q2 2023.
- **(19% Decrease)** in Secondary health care coverage for displaced Syrians compared with Q2 2023.
- Increased demand from all population cohorts for health services vs limited funding available across partners.
- Challenges related to cost of transportation and access.
- A reduction in WaSH service quality impacts and increases pressure on the health sector to manage epidemics.

Priorities in the second half of 2024:

- Maintain & expand support by Health partners to PHCs and SHC programme.
- Sustain the capacity and be vigilant to detect and respond to diseases with outbreak potential.
- Maintain contingency stock to be able to response to any emergency in the country.
- Health advocacy and donor engagement for resource mobilization.



Nutrition





Sector Results

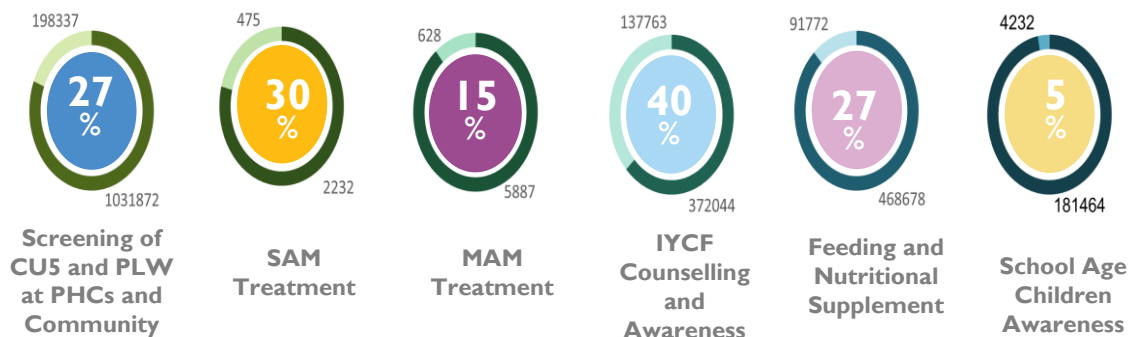
Nutrition

Achievements:

- Support to the **BFHI program** 3 hospitals have completed the necessary steps for recognition as BFHI and 5 new hospitals have enrolled in the program in 2024
- Reviving of the **integrated Nutrition and ECD** initiative through launching the “Rising Initiative” and National Continuous Education Program on ECD for Frontline Workers.
- Initiating the revision process of the **national guidelines for the prevention and management of acute malnutrition** among children under 5 PLW.
- Initiating a comprehensive **nutrition/school feeding assessment** aims to provide a detailed picture of public schools’ needs and the nutritional status of enrolled children.

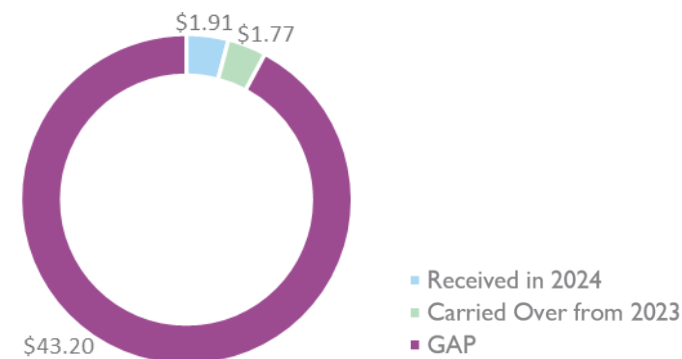
Priorities in the second half of 2024:

- Continue **supporting lifesaving nutrition service implementation** in response to escalation of Hostilities in the **South**.
- Launching of LIMA followed by the release of advocacy and policy briefs.
- **Review of national guidelines on prevention and management of acute malnutrition.**
- Develop IYCF toolkit and national guidelines on complementary feeding.
- Development of the national standard operating procedures on quality assurance & control of **Universal Salt Iodization**.
- **Development of SOPs** to enhance the nutrition and early childhood development outcomes across different relevant sectors.



Challenges:

- **Under funded sector** (12% as of Q2 2024) The donors’ narrow focus on funding typical forms of malnutrition/impedes efforts to comprehensively tackle malnutrition and its manifestations.
- Enhance approaches for strengthening accountability for **multi-sectoral nutrition actions**.





Livelihoods



Sector Results

Livelihoods

Achievements:

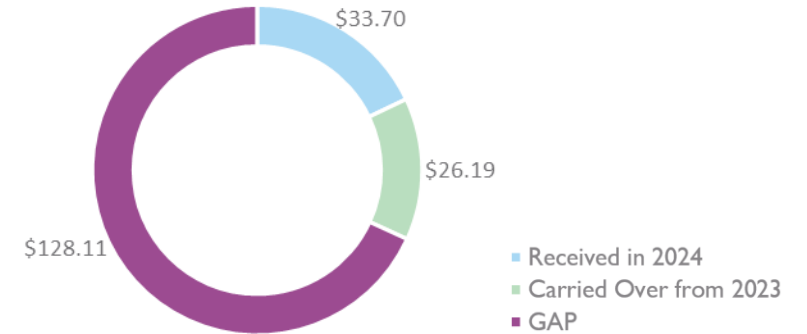
- The sector partners were able to exceed the target of supported businesses by 76 per cent.
- Enhanced targeting and inclusion of women (48% of businesses owned by women, 51% of Market- and work-based learning and cash for work activities).

Challenges:

- Only 31.85 per cent of funding received which is impacting all activities.
- Despite the overachievement in supporting businesses, the value of the support provided remains minimal and insufficient to address significant challenges or structural issues within the business, leading to minimal impact on overall performance. It might also lead to misallocation of funds to non-essential expenses that do not contribute to long-term growth.

Priorities in the second half of 2024:

- Update the Support to Businesses interactive dashboard.



Protection



Sector Results



Protection (incl. CP & GBV)

Achievements:

Over **500,000 people** were reached (**34% of the total target**) through activities under regular and emergency programs

Outcome 1 - system strengthening & legal and protection framework and legal aid - total = **112,766 people**

Outcome 2 - community mobilization, outreach, AAP and social behavior change - total = **336,674 people**

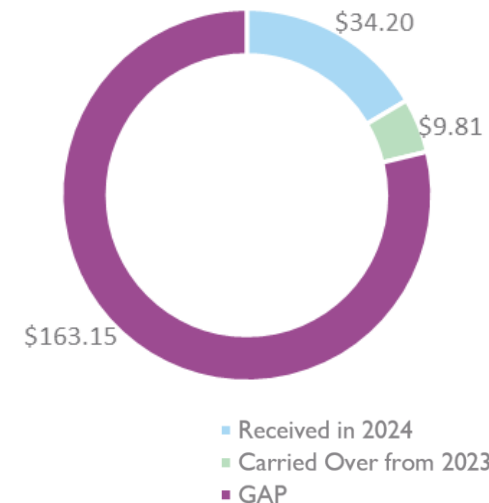
Outcome 3 - Protection services and response to risks through CM, specialized support and cash interventions - **77,226 people**

Challenges:

- Reduced protection space, limited access to legal residency, increased communal tension, ongoing hostilities and socio-economic and political instability exacerbate existing challenges and harmful social norms.
- Limited ownership and support/ collaboration with GoL on LRP and emergency and complex coordination structure.
- Limited prospect for multi-year funding of sector (only 21% funded at mid-year).

Priorities in the second half of 2024:

- Finalization of the updated guidelines on Cash for Protection in Emergency and Note on cross-sectoral response to evictions
- Key advocacy messages with the dissemination plan (across sector including GBV & CP) + trend analysis across sectors.
- Finalization of PRT/ CP/GBV CM SOPs
- Workshop on localization and engagement of organizations in the protection sectors.



A man with a beard, wearing a white t-shirt with a leaf logo and light-colored pants, is painting a wall in a makeshift shelter. He is using a brush to apply paint from a bucket. A young child in a yellow shirt is in the foreground, looking at the man. The shelter has stone walls, a window, and a ladder leaning against the wall. The word "Shelter" is overlaid on the left side of the image.

Shelter

Sector Results

Shelter Sector (incl. Site Coordination)

Achievements:

- 21,671 individuals whose shelters in informal settlements, substandard residential buildings or non-residential buildings have improved privacy, safety and security.
- 3,488 individuals living in residential shelters in disadvantaged areas benefitting from shelter upgrades to minimum standards.
- 9,131 individuals benefitting from fire prevention programming in informal settlements.
- 2,608 individuals benefitting from site improvements in informal settlements.

South:

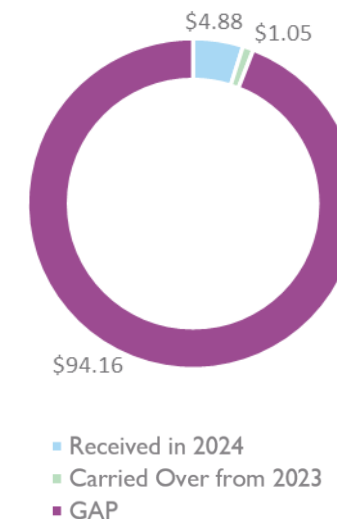
- 3,262 internally displaced individuals benefitting from cash for shelter assistance.
- 56 housing units were repaired to host internally displaced individuals.
- 16 collective sites were prepared to host internally displaced individuals.
- 315 individuals were trained on Site Management and Coordination including 101 UN and NGO staff and 40 government personals.

Challenges:

- The Shelter sector remains severely underfunded, with only \$5.9M USD received (6% of appeal).
- The number of evictions has surged nationwide due to the rise in administrative measures linked to displaced Syrian's legal residency status.
- Access restrictions in certain areas.
- Limited capacity of site coordination partners to address site management gaps due to lack of funding.

Priorities in the second half of 2024:

- Strengthen preparedness measures and ensure that responses effectively address the growing number of IDPs.
- Supporting partners in advocating for increased funding for regular shelter programming.
- Mobilize and deploy Site Coordination partners to provide Site Management Support across 16 collective sites.
- Develop collective site evacuation plans and identify potential reception/evacuation centers for emergencies.



Social Stability





Sector Results

Social Stability

Achievements:

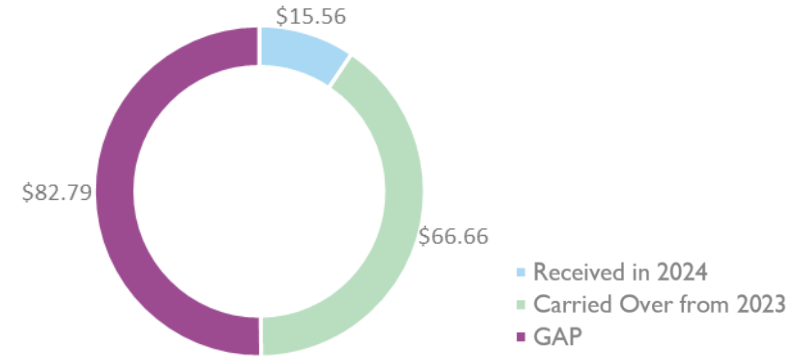
- 44 basic service projects at 52 municipalities with invested funds of \$5 M vs. an annual target of 300 projects, 225 municipalities, and \$53.6 M.
- 17 SWM projects at 26 municipalities with an invested fund of \$1.6 M vs. an annual target of 275 projects, 250 municipalities, and \$41 M.
- 117 Conflict Prevention Mechanisms (incl. 46 new mechanisms) and 46 CSOs supported to be able to implement SoST initiatives.

Challenges:

- Most municipalities are still unable to provide basic services incl. municipal policing and SWM services, due to operational challenges.
- Access challenges and mobility risks to partners under the support of DRM operational rooms due to escalation of hostilities.
- Socio-economic challenges under engagement/ commitment of youth affecting enrolment and dropout rates in SoST programs.

Priorities in the second half of 2024:

- Target geographic areas by specific types of projects, focusing on complementarity & ensuring interventions are maintained & functional.
- Monitor/ mitigate tensions, support essential service delivery & DRM, and raise awareness of mine risks in response to hostilities.
- Mobilize conflict prevention mechanisms, CSOs, and youths in tension mitigation, community-based services, and emergency response.
- SoST sector-specific and Lebanon context-specific gender mainstreaming incl. guidance tipsheets by types of SoST interventions.



WaSH


SOLIDARITÉS
INTERNATIONAL
التضامن الدولي

Sector Results

WaSH Sector

Achievements:

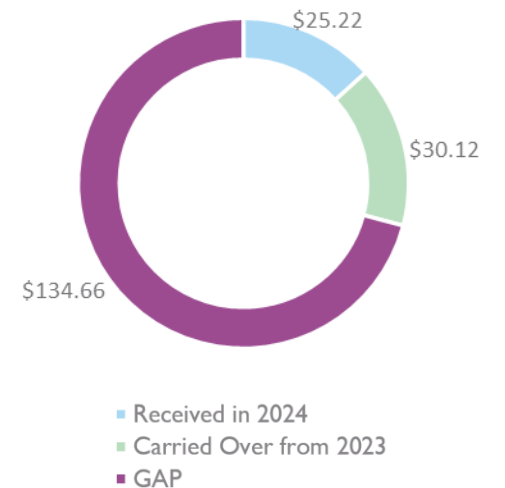
- 205k people supported with temporary access to safe water (95% Syrians in ISs).
- Solarization of 16 water stations supplying ~350k people (230k Lebanese and 115k Syrians).
- R&M support to WE resumed in June 2024.
- Due to O&M support to WWTS wastewater flow of 194k individuals was handled.
- South emergency: 32k hygiene kits and cleaning items were distributed, over 207k litres of bottled water distributed.
- Activation of The Advocacy Thematic Group.
- Protection from Sexual Exploitation and Abuse (PSEA) FP.
- Gender and GBV Risk Mitigation Paper.
- Map: Cadastre Prioritization Tool - Affected by IDP.
- Map: WaSH Sector Tension Alert – ISs.
- Map: Water borne Diseases (WBD) Risk.

Challenges:

- Substandard WaSH services provision for informal settlements.
- Between September 2023 and June 2024, no broader repair and maintenance support to Water Establishments has taken place.
- At least 16 water infrastructures have been damaged due to cross-border hostilities, impacting the water supply for almost 200,000 residents in the South and Nabatiyeh.
- Elevated risk of waterborne diseases outbreak, including cholera.
- WaSH sector is facing gap in the Hygiene kits distribution. Current gap is 54% in Nabatieh governorate and 100% gap is expected in both Sour and Nabatieh governorates in wave. 5 of distribution.

Priorities in the second half of 2024:

- Enhancing the sector capacities to the emergency response to the cross-border conflict related needs.
- Harmonizing the targeting and distribution approach across the different south emergency response sector






Support to Lebanese


Stephanie Laba, Inter-Agency Coordination Officer (UNHCR)


Mid-Year Update


Support to Lebanese

Basic Assistance


 **78,000**
Lebanese households accessed regular, unrestricted and unconditional cash assistance through National Poverty Targeting Programme and NGOs


 **3,060**
Lebanese households received seasonal cash assistance


 **12,400**
Lebanese with specific vulnerabilities received social grants (National Disability Allowance)


 **20,270**
Lebanese were provided with in-kind assistance (blankets / pillows / mattresses / mats / clothing kits / heaters / kitchen sets / solar lamps)

Food Security & Agriculture


 **431,069**
Lebanese benefitted from cash assistance through the Food Security and Agriculture sector


 **203,680**
Lebanese received in-kind food assistance


 **6,833**
Small-scale farming households and members were supported with training, technical assistance, and inputs to improve agricultural practices

 **759**
Lebanese benefitted from support provided to households in accessing labour/training in the agricultural sector

Livelihoods

 **17,619**
Lebanese MSMEs were supported with cash and in-kind grants and access to financial services


 **3,374**
Vulnerable Lebanese engaged with employability skills development

 **2,138**
Vulnerable Lebanese were engaged in public works


Mid-Year Update

Support to Lebanese

Education


 **341,977**
Lebanese children were able to enroll in public schools, through support to public schools by partners, in the 2023-2024 school year


 **16,800**
Lebanese boys and girls, received additional support through either retention support.


 **29,975**
Lebanese boys and girls received cash for education during the 2023-24 school year


 **55,000**
Lebanese boys and girls received meals or snacks in public schools

Health


 **301,158**
Lebanese received chronic disease medication


 **678,845**
Subsidized health consultations were provided to vulnerable Lebanese


 **34,529**
Mental health consultations were provided to vulnerable Lebanese


 **150**
MoPH-PHCCs are currently supported by partners

Nutrition


 **64,861**
Lebanese caregivers and women reached with education and awareness raising activities on breastfeeding, complementary feeding, childhood development and healthy nutrition (I.I.B)


 **21,998**
Lebanese children under 5 received Vitamin A (I.3.B)\


 **12,123**
Lebanese Pregnant Lactating Women (PLW) were screened for acute malnutrition at primary healthcare centers(3.2.A) and community(3.2.B) levels


 **79,163**
Lebanese children under 5 were screened for acute malnutrition at PHC(I.4.B) and at community(I.4.C) levels

WaSH

 **230,000**
Estimated number of Lebanese with improved access to safe water for drinking and domestic use through rehabilitation and augmentation of water supply systems

 **881,000**
Estimated number of Lebanese maintaining consistent and reliable access to water through minor repairs and operational support to Water Establishment-managed systems

 **194,000**
Estimated number of Lebanese benefited from supporting Water Establishments with rehabilitation and maintenance of wastewater treatment plants and related infrastructure

 **71,229**
Lebanese have experienced a WASH behavior change session/activity

Mid-Year Update

Support to Lebanese



Protection



13,956

Lebanese women men boys and girls benefited from case management services, including basic PSS and cash assistance as well targeted support for older persons, persons with disability and those requiring MHPSS services



34,675

Lebanese women, girls, boys and men participated in protection activities and awareness session on protection services including GBV and community-based child protection activities



56,906

Lebanese women, girls, boys and men joined social behavior change and GBV prevention programs and 10,340 women and girls received dignity kits to support menstrual hygiene needs



Shelter



4,475

Vulnerable Lebanese were supported under the Shelter sector including cash-for-rent and shelter upgrades



507

Vulnerable Lebanese benefited from minor repairs of their shelters



2,478

Displaced Vulnerable Lebanese benefited from Cash for Shelter due to the South Border Hostilities.



Social Stability



61

Achieved basic service delivery projects including 17 SWM projects, reaching 78 municipalities, with invested funds of USD 6.64 M



23,675

Lebanese youths were empowered to cope positively and engage in community-based services and emergency response



46

New conflict prevention mechanisms were established through municipalities, as well as, 48 CSOs were supported to mitigate tensions at the local level.



77

Municipalities were supported in partnership with the MoIM and the ISF Academy, to enhance municipal police's service accountability and engagement with communities.

Mid-Year Resources

- **LRP Funding Update – Mid-Year 2024:** [HERE](#)
- **LRP Sector Dashboards – Mid-Year 2024:**
[📦 Basic Assistance](#); [📖 Education](#); [🌾 Food Security & Agriculture](#); [🏥 Health](#); [👤 Nutrition](#); [🏠 Livelihoods](#); [🧑‍🚒 Protection](#); [🏠 Shelter](#); [🤝 Social Stability](#); [💧 WaSH](#)
- **LRP Support to Lebanese Dashboard – Mid-Year 2024:** [Arabic](#) and [English](#)
- **LRP Overview and Scope– Mid-Year 2024:** [HERE](#)



Mainstreaming Trends



Conflict Sensitivity and Monitoring & Evaluation Toolbox

Nisreen Jaafar, Conflict Analysis and Mainstreaming Officer (UNDP)

Conflict Sensitivity and Monitoring & Evaluation Toolbox

13 September 2024



Conflict Sensitivity and Monitoring & Evaluation Toolbox

Challenges with M&E in Lebanon

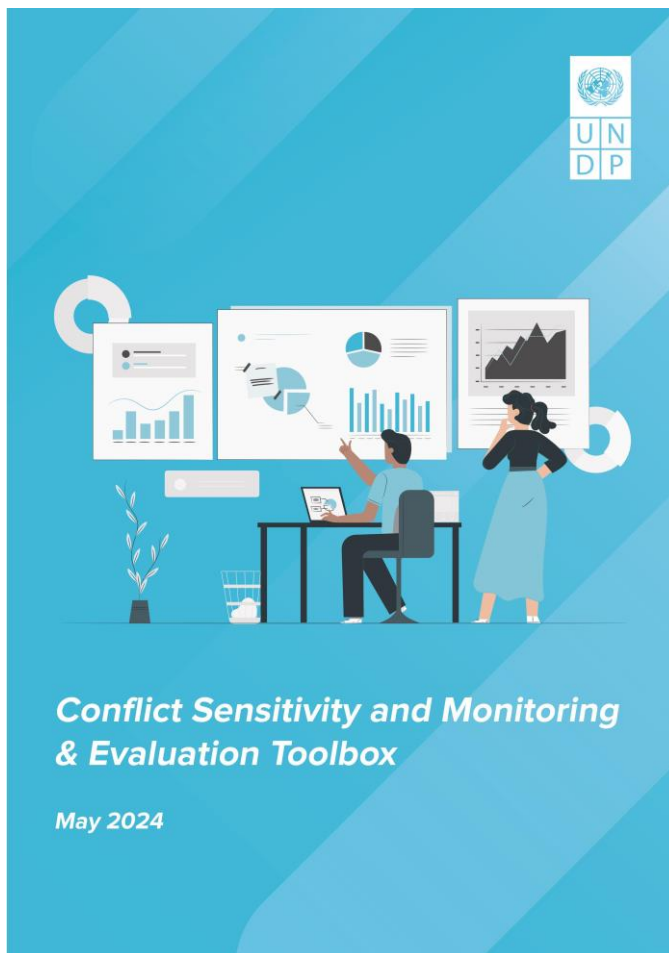


- × Assessment fatigue and beneficiary frustration
- × Lack of coordination between partners on assessments and surveys
- × Integrating local perspectives into M&E processes
- × Lacking dedicated time and resources for conflict sensitivity
- × Measuring progress of social stability and conflict sensitivity due to the rapidly deteriorating situation

The 2019 crisis has exacerbated tensions at all levels, within and between communities. Access to resources such as services, cash, jobs and aid perception bias are major tension drivers

Conflict Sensitivity and Monitoring & Evaluation Toolbox

Introducing the Conflict Sensitivity and Monitoring & Evaluation Toolbox



- ! Produced as part of UNDP's **conflict sensitivity mainstreaming guidance series**, the toolbox provides practical tips for **conducting conflict-sensitive M&E** and guidance monitoring and evaluating the **application of conflict sensitivity**.
- ! Helps partners to integrate a nuanced understanding of conflict dynamics, including **causes, actors, and profiles**, into M&E.
- ! Developed through a **consultative process** with experts working on M&E and social stability and draws on **real-life examples** from Lebanon.

Conflict Sensitivity and Monitoring & Evaluation Toolbox

Using the Toolbox: When, How & Who?



WHEN

- × Preparing for field visits
- × Planning M&E activities
- × Designing and conducting surveys
- × Advertising for evaluation services
- × Continuous reference

WHO

Local and international humanitarian & development partners operating in Lebanon.

Staff involved in:

- M&E activities
- Proposal writing
- Conflict sensitivity mainstreaming
- Reporting
- Protection mainstreaming
- Data Collection
- Volunteering

Conflict Sensitivity and Monitoring & Evaluation Toolbox

What Key Actions are Needed to Ensure that M&E is more Conflict Sensitive?

- ! Integrate a nuanced understanding of conflict dynamics, including causes, actors, and profiles, into conventional monitoring and evaluation approaches.
- ! Deliberately planning to mitigate the unintended or unanticipated impact that the M&E interventions might have on conflict and peace dynamics, positively or negatively.
- ! Plan and coordinate data collection to avert the risk of collecting irrelevant and unnecessary data, which might increase respondents' suspicions and frustration.
- ! Include feedback and adjustments in ongoing implementation to mitigate immediate risks.
- ! Ensure proper timing and local involvement

Conflict Sensitivity and Monitoring & Evaluation Toolbox

Part One: Conflict Sensitive M&E

! **Guidance on how to conduct and operationalize M&E activities in a conflict-sensitive way in the conflict setting in Lebanon.**

! **The Conflict Sensitive M&E Checklist includes:**

- Assessments, surveys, interviews
- Log-frames, Indicators and Planning
- Coordination, Reporting and Learning
- Data Collection and Communication
- Evaluation Process

Part 1: Conflict-Sensitive
M&E

Conflict Sensitivity and Monitoring & Evaluation Toolbox

Part Two: Measuring Conflict Sensitivity

! **Guidance on how to monitor conflict dynamics and evaluate progress against conflict sensitivity aspects using adequate tools and methods.**

! **The M&E of Conflict Sensitivity Checklist includes:**

- Adaptive Management
- Context & Conflict Update
- Development of Tools and Indicators
- Conflict Sensitivity Reporting and Learning

Part 2: Monitoring &
Evaluation of Conflict
Sensitivity

Conflict Sensitivity and Monitoring & Evaluation Toolbox

Contact Information



For more information, please reach out to:

Nisreen Jaafar

Conflict Sensitivity Officer – UNDP

nisreen.jaafar@undp.org

Conflict Sensitivity and M&E Toolbox (available in Arabic & English [HERE](#))

 Extract the “Monitoring & Evaluation of Conflict Sensitivity Checklist” [p: 31-33]

 Extract the “Tools & Indicators” [p: 34-38]



Towards Circular Cash-for-Work Activities in Lebanon

Nour Masri, Environment Task Force Coordinator

Towards Circular Cash-for-Work Activities in Lebanon

Purpose & Nature of Guidance Note

- A **cross-industry, non-prescriptive framework for framing, designing, and assessing** circular cash-for-work (CfW) initiatives in Lebanon **under multiple LRP sectors**.
- Aims to **amplify the benefits** of such initiatives.
- *NOT a CfW guideline*: many recent, relevant CfW guidelines already document the methodology and still largely apply to Lebanon's crisis context.
- Instead, intends to provide a vision for a **greener CfW model** – looking beyond traditional humanitarian relief interventions.

Towards Circular Cash-for-Work Activities in Lebanon

Circular CfW Model

- Builds on the assumption that **circular economy (CE) considerations can strengthen the CfW methodology** in Lebanon through better **articulating the Humanitarian-Development-Peace (HDP) nexus in CfW operations** and fostering multiple **sustainability-related impacts**.
- Mainstreaming circular objectives and outputs into humanitarian interventions such as CfW has been successfully tried elsewhere in the MENA (e.g. Jordan). It is still an **emerging practice in Lebanon**.
- UNEP & al. (2022): integrating elements of circularity in humanitarian projects, including CfW, **allows for greater hopes that the results will remain sustainable in the longer term, while making the most out of scarce economic and natural resources**.

Towards Circular Cash-for-Work Activities in Lebanon

Methodological Approach to the Model

The circular CfW model is built on **result pillars** inspired by the collection, review, and validation of:

- **Primary data and findings** from (a) a CfW projects data mapping under the LH and FS sectors, (b) two FGDs with 23 sector partner organizations, (c) five KIIs with CfW implementers, and (d) follow-on consultations and validation touch-points.
- **Secondary data** from a desk review of existing CE-related reports, CfW guidelines, and national development cooperation documents.

Result pillars introduce circularity into CfW interventions, help ‘green’ intended project outcomes and outputs, and increase overall sustainability. **To activate the model and illustrate outcome pillars**, the guidance note further proposes:

- High-level **programme indicators** (to be further **adapted and refined** by sector implementers based on donor strategies, calls for proposals etc.).
- Concrete **examples** from five ongoing or recently completed **CfW projects/programmes** with strong, **replicable, or scalable circular and sustainability features**.
- **Followed by a consultation process**.

Towards Circular Cash-for-Work Activities in Lebanon

In-Focus: Case Study Projects & Programmes (Model Illustrations)

The **5 identified CfW project/programme case studies** offer **elements of good practices** under most or all result areas/outcome pillars.

They are a compilation of **small (yet scalable), medium, and large size interventions...**

... carried out by **UN agencies in partnership with (I)NGOs, or by (I)NGOs alone...**

... with support from mostly bilateral **donors.**

Towards Circular Cash-for-Work Activities in Lebanon

In-Focus: Case Study Projects & Programmes (Model Illustrations Continued)

- **NatBio Project - Einkorn Farming:** implemented by the Rene Mouawad Foundation (RMF) and funded by USAID (small-scale).
- **Supporting Stability in Vulnerable Host Communities in Lebanon:** implemented by Al-Shouf Cedar Society (ACS) and funded by UKAID/FCDO (small scale).
- **Rehabilitation of Tripoli's Socio-Economic Fabric: An Integrated Approach of Cash for Work, Environment and Municipal support:** implemented by COOPI and funded by the Italian Agency for Development and Cooperation-AICS (medium scale).
- **Employment Intensive Infrastructure Programme (focus on phases IV & V),** implemented by the International Labour Organization (ILO) in partnership with local NGOs and funded by the German Development Bank-KFW (large scale).
- **WFP Agriculture Infrastructure Programme: phases III & IV,** implemented respectively by the Polish Centre for International Aid (PCPM) and World Vision Lebanon (WVL) (large scale).

Towards Circular Cash-for-Work Activities in Lebanon

In-Focus: Pillar I – CE-based CfW Programme

Context & Definitions:

- Lebanon faces **immense financial stress, political and security concerns, energy supply issues, and social and environmental costs**.
- External **funding** is rapidly decreasing.
- **Embedding circular economy principles** in donor-supported operations can have clear **benefits** through relieving pressure on the Lebanese economy, **minimizing resource** input and waste, emissions, and/or energy leakage... (UNIDO, 2023; ESCWA, 2023).
- For a CfW intervention to reflect circularity, it should be **underpinned by circular economy principles and purposes by design**: rethink, redesign, reduce, refuse, reuse, repurpose, recycle, and recover (UNEP ‘9R’ circularity approach).
- Applications in Lebanon: Initiatives in **sustainable agriculture, waste streams management, renewable energies, and energy efficiency**; accelerates the implementation of the **2030 Agenda and global goals**.

Towards Circular Cash-for-Work Activities in Lebanon

In-Focus: Pillar 2 – Short-Term/Immediate Circular or Green Employment Creation

Context: Un/Underemployment

- Lebanon has **high unemployment rates** (29.6% overall, 32.7% female, 47.8% youth – ILO/CAS, 2022).
- Also the focus of the **Lebanon National Social Protection Strategy**.

Justifications: Economic Opportunities/Employment Creation

- Circular initiatives can **yield economic opportunities for the most vulnerable**, promoting **social justice** through **better or equal access to work** (UNEP & al., 2022).
- Thus, temporary job creation in the circular economy sector can **attract attention from the government, people, and donors** (SCP/RAC, 2020).
- The circular CfW model **promotes quality employment, including green jobs, in relevant circular economy streams** (sustainable agriculture, green construction, waste or water resource management).

Towards Circular Cash-for-Work Activities in Lebanon

In-Focus: Pillar 3 – Medium-Term Socioenvironmental Benefits

Justifications: Minimizing Trade-Offs between Environmental & Social Targets

- Circular jobs not only have **positive environmental impacts** (e.g. improved soil, water, air quality), but also **direct social impacts** (e.g. stability, youth empowerment, gender equality, community well-being) (UNEP, 2024).
- Socially direct effects of job creation in the circular economy often **add up and become mutually reinforcing**, presenting many potential advantages in a highly deteriorated socioenvironmental context like that of Lebanon (UNEP & al., 2022).

Towards Circular Cash-for-Work Activities in Lebanon

In-Focus: Pillar 4 – Contributions to Longer-Term Green Growth/Green Recovery

Definitions, Context & Justification:

- Circular economy is viewed as **a tool for achieving green economy/green growth**. It is a key element of greening the economy and greening growth (Horbach & al., 2015).
- Green growth may be encouraged by the implementation of circular projects, programmes and plans.
- Properly designed, scaled-up circular CfW initiatives could provide an essential **stepping stone towards the realization of a green, resilient economy in Lebanon** – one with the potential to **address many emergency development and national recovery priorities**.

Towards Circular Cash-for-Work Activities in Lebanon

In-Focus: 'Enabler' Pillar 5 – Green/CE Partnerships

Justification/Explanations:

- Circularity ensures **higher profitability and long-term returns** on humanitarian investments.
- **Synergies** between government actors, donors, and communities (private sector) can provide the **impetus and tools to invest** in circularity, boost **cost-efficiency**, and limit **dependency on donors** (UNEP & al., 2022).
- Pillar V reflects **a commitment to transitioning environmental and circular economy questions to government ownership and better localizing the SDGs** through harnessing community engagement in the Circular Economy space.

Towards Circular Cash-for-Work Activities in Lebanon

Next Steps – LRP Level

1. Slightly revised 2024 LRP sector logframes accommodating high level amendments to introduce CfW circularity at strategy outcome level.
2. Sectors to review ETF suggestions at LRP outcome level + pursue the modification work (down to the output and activity levels etc., in the context of 2025 strategy revisions.
3. Sectors to review/approve 1 cross-sector, LRP output level circularity indicator and have it endorsed in the LRP 2025 strategy as output or activity level indicator.

Towards Circular Cash-for-Work Activities in Lebanon

Next Steps – Partners

1. Shortlist of adapted, sector-specific programme indicators for circular CfW (programme output-level) based on the i) ETF circularity guidance note and ii) 2024 draft LRP sector strategies shared with me earlier in summer by the ETF team. Potential cross-sector programme output indicators.
2. Develop integrated circular project concept notes articulated around final sector and cross sector CfW programme indicators.

Towards Circular Cash-for-Work Activities in Lebanon

Contact Information

For more information, please reach out to:

Nour Masri

masri.nour@gmail.com

Léa Moubayed-Haidar

lmoubayed09@johnshopkins.it



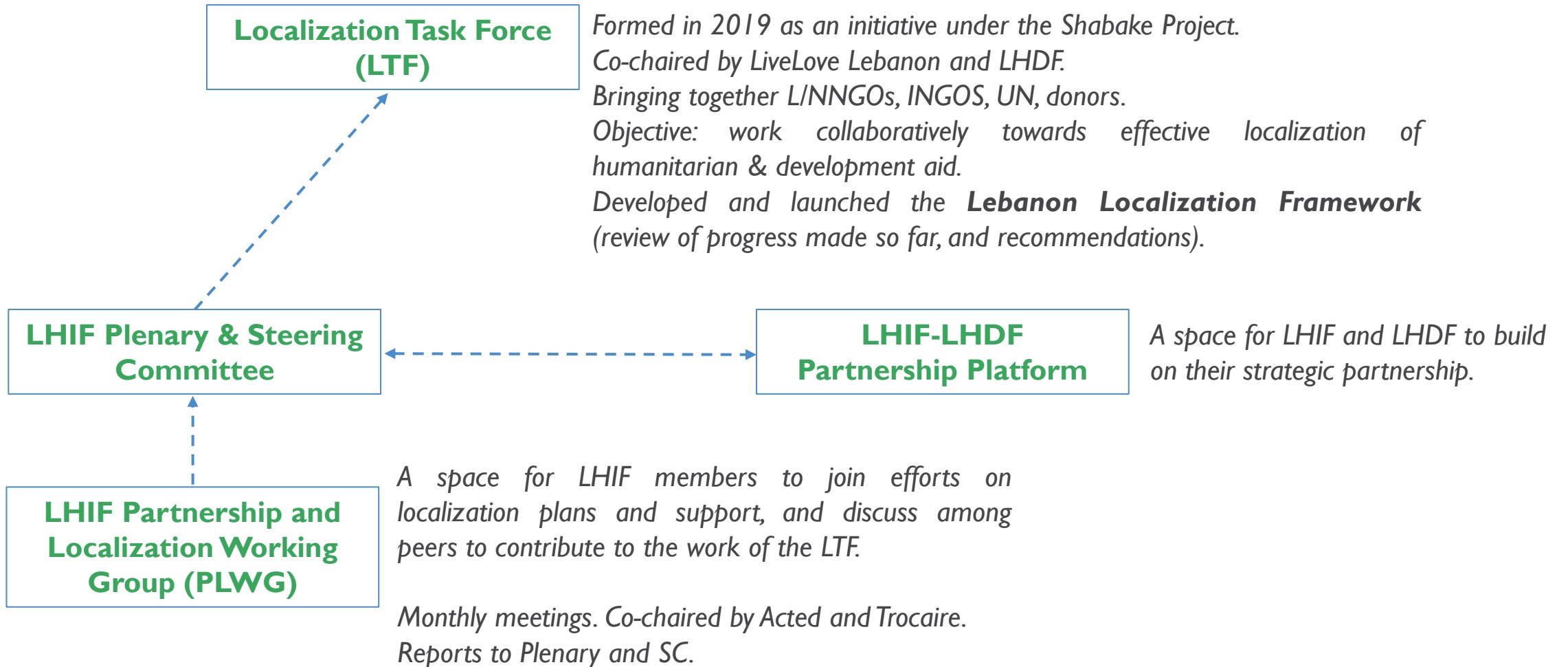
Update on LHIF & LHDF Localization Efforts

Gaetane Wicquart, Country Director and Co-Chair of Partnership & Localization WG (ACTED)

Alia Farhat, LHDF Steering Committee Member (Al Majmoua)

Localization Initiatives

Cheat Sheet



Objectives

- Lead on the implementation of LHIF's partnership and localisation strategy (*In coordination with LHDF and other local actors, LHIF will work towards a shared common vision and approach for a better connected, more risk-informed and more locally-driven aid coordination system in Lebanon*)
- Contribute to the **Localization Framework** and link LHIF's work with that of the **Localization Task Force (LTF)**, around capacity strengthening, fundraising, coordination, partnership principles.
- Contribute to the definition and implementation of the **LHIF-LHDF partnership platform** strategy
- Serve as a LHIF internal **peer-to-peer discussion space** and coordination forum on partnerships and localization
- Define annual priorities and corresponding workplan for **tangible outputs**, in consultation with CD plenary and Steering Committee

Coordination: Conducted a quick LHIF partners mapping to contribute to members' preparedness efforts following the October 7 escalation of hostilities.

Coordination: Developed a cheat-sheet on localisation efforts to help members and donors navigate the various initiatives.

- **Mutual recognition of capacity assessments and due diligences:** Collectively decided to share partners' due diligence among LHIF members.
- **Harmonisation of capacity assessments and due diligences:** Developed a harmonised due diligence tool among LHIF members. Being finalized for CD vote in the coming months.

LHIF-LHDF partnership: Discussed annual objectives, presented during the HCT retreat in April. Discussed respectful recruitment based on a study commissioned by LHDF.

Next Priorities

- Roll-out the **harmonised due diligence tool** with LHIF and LHDF members.
- Develop a LHIF checklist of best practices to promote tangible ways to uphold the **partnership principles**.
- Continue to bring together members in the **LHDF-LHIF partnership** platform at regular intervals to track the progress made.
- Continue to coordinate and collaborate among **INGO and NNGO co-leads**.
- Continue to meet with **other stakeholders** to understand their concrete commitments to the localization agenda.

Update on the LHDF Localization Efforts

Overview

1. The Localization Task Force (LTF) M&E framework
2. Localization Task Force Road trip Events in North and Bekaa

Update on the LHDF Localization Efforts

The Localization Task Force (LTF) M&E Framework

The localization M&E framework was led by LHDF and aims to assess and enhance the activities and impact of localization efforts in Lebanon. Specifically, the framework aims to:

- Evaluate the effectiveness of initiatives focused on capacity Sharing building, partnership principles, fundraising, and coordination among CSOs.
- Foster transparency and accountability within the aid ecosystem by providing stakeholders with a structured tool to monitor progress, make informed decisions, and adjust strategies based on evidence.
- Enhance coordination among international donors, local NGOs, and governmental bodies to optimize resource allocation and avoid duplication of efforts.
- Facilitate continuous learning and adaptation by identifying best practices and areas for improvement through rigorous data collection and analysis.

Update on the LHDF Localization Efforts

The Localization Task Force (LTF) M&E Framework (continued)

The final M&E Approach is structured around four key areas:

- Capacity building
- Partnership principles
- Fundraising
- Coordination

Each area includes an outcome statement which defines ‘what success looks like’ at a high level for each area, followed by several outputs and associated indicators. These data points have been drawn from the actions, priorities and recommendations provided in the National Localization Framework.

The approach is intended to be as user-friendly and straightforward as possible to enable use by a wide range of organizations with different profiles and capacities.

To facilitate self-reporting by local, national, and international actors, surveys were developed. This framework and set of tools provide a starting point for the LTF, which will coordinate the process of collecting data using the questionnaires, interpreting the results using the analysis tool, and reporting progress.

Topic I

Update on the LHDF Localization Efforts

The Localization Task Force (LTF) M&E Framework (continued)

The development process was participatory, engaging key stakeholders from the Lebanon Humanitarian and Development NGOs Forum (LHDF), LTF members / LHIF members, and Expertise France's Shabake partners.

Feedback was gathered through consultations and pilot testing with eight organizations, ensuring a comprehensive and inclusive approach. Key findings from the pilot testing revealed positive sentiments toward partnerships and capacity-sharing practices, though some areas for improvement were noted.

Update on the LHDF Localization Efforts

Localization Task Force Road Trip Events in North and Bekaa

- Several meetings were conducted with the subcommittees to prepare for the events, and they helped us to send the invitations for the local NGOs in their area.
- The first event was held. In Tripoli with the local NGOs in the north (42 attendees).
- As for Bekaa same activities was done with 30 attendees.

The LTF objectives were discussed, and reviewed the progress done by the LTF and the future steps were outlined. During the events, few recommendations were discussed, and the attendees addressed some recommendations to be presented with the donor.

Update on the LHDF Localization Efforts

Localization Task Force Road Trip Events in North and Bekaa (continued)

The recommendations that were addressed during the events:

- Create TOR for local community,
- Develop and utilize tools for NGO capacity and weakness reporting,
- A seasonal networking meeting so the local NGOs get to know more about each other.
- Consistency in decision-making meetings among local NGOs.
- Updates on donor insights, policies, and funding opportunities.
- Trust building among local NGOs.
- Direct communication with the donor community and regional focal points.
- Service mapping and creating a platform for collaboration.

Update on the LHDF Localization Efforts

Upcoming Activities and Future Steps

- Briefing meeting between the LTF Coordination Committee and the donors in October 2014 to present the current localization framework, engage in a round table discussion on the gaps and needs in our efforts, explore opportunities for enhanced collaboration, and draft a concrete action plan to advance our shared goals.
- Finalizing the LTF TOR and sharing it with the members for endorsement.
- LHDF will be hosting the secretariat of the Charter for Change Network (C4C), onboarding with a mandate of 3 years starting from December 2024.



AoB

Inter-Agency Photo Repository

Overview

The Inter-Agency Photo Repository includes a wide collection of **high-resolution photos** from YOUR activities under the LRP 2024 humanitarian and stabilization response to be used in various LRP materials and partner communications.

We would appreciate if you could continue sharing photos from your operations that would not need additional consent for publishing through the **Inter-Agency Photo Repository**.

Please ensure that these photos include:

1. **Diverse** and **comprehensive** representation of the sectors' work and activities
2. **Equal** representation of **all population groups**:
 - Lebanese
 - Displaced Syrians
 - Palestinian Refugees from Syria (PRS)
 - Palestine Refugees in Lebanon (PRL)
 - Migrants

Inter-Agency Photo Repository

How is the tool helpful?

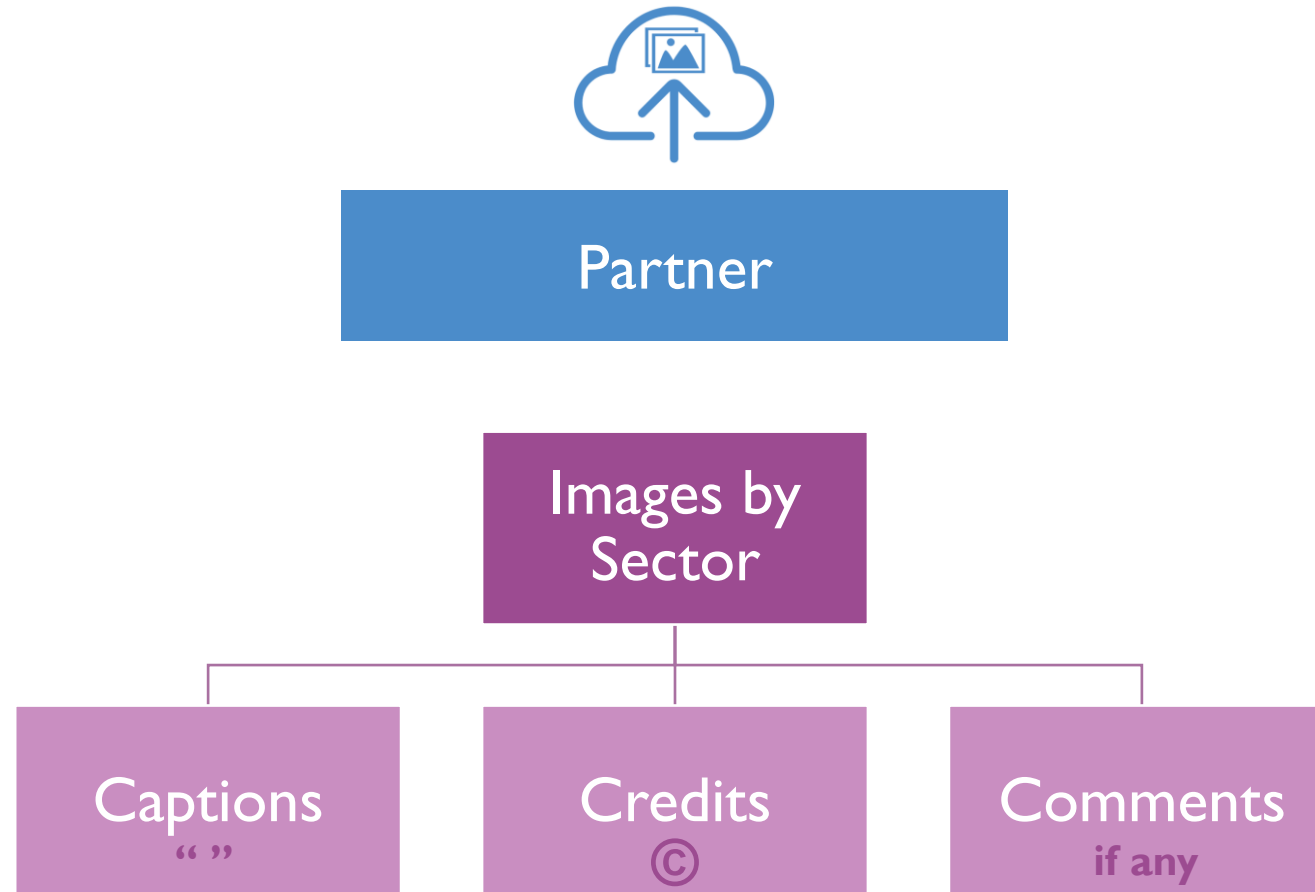
Facilitates the collection, organization, and utilization of photos

Builds a readily available repository of images to be used in Inter-Agency products (dashboards, strategies, and reports)

Helps showcase achievements & activities through a visually compelling narrative

Inter-Agency Photo Repository

What are the key features?



Inter-Agency Photo Repository

How to use the Repository?

1. Access the [Collection Link](#)
2. Refer to the Guidance Note [HERE](#)

Remember to number photos when uploading in bulk and to add captions and credits!



Thank You