MULTI-COUNTRY OFFICE (MCO) CÔTE D'IVOIRE
TOGO : MONTHLY STATISTICS

As of 31 August 2024

58,011 FORCIBLY DISPLACED PERSONS
- **33,173** REFUGEES*
- **15,158** ASYLUM SEEKERS*
- **9,680** INTERNALLY DISPLACED PERSONS (IDPs)**

(*) Individually registered in the database(proGres V4)
(**) Estimation based on the general census of displaced persons by the government of Togo in 2022

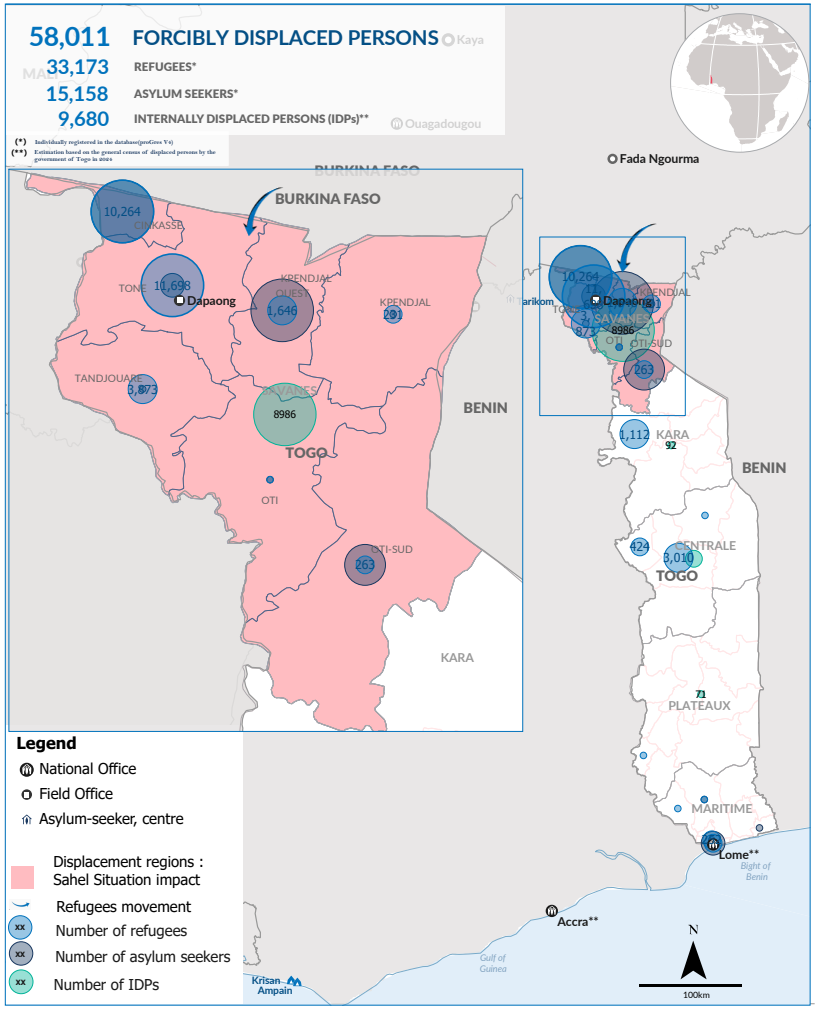

The boundaries and names shown and the designations used on this map do not imply official endorsement or acceptance by the United Nations.

POPULATION TREND (SINCE JANUARY 2024)

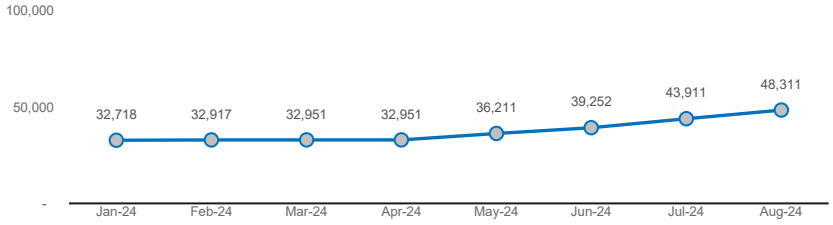

STATISTICS OF REFUGEES AND ASYLUM SEEKERS

AGE AND GENDER BREAKDOWN

- **85%** Women & Children
- **57%** Children (0-17 years)
- **39%** Adult (18 – 59 years)
- **4%** Elderly (60+)

REFUGEE POPULATION BREAKDOWN BY REGION

REGION	FEMALE						MALE						GRAND TOTAL
	00 - 04 years	05 - 11 years	12 - 17 years	18 - 59 years	60+ years	TOTAL FEMALE	00 - 04 years	05 - 11 years	12 - 17 years	18 - 59 years	60+ years	TOTAL MALE	
TONE	1,210	1,779	754	3,043	204	6,990	1,178	1,754	546	1,068	162	4,708	11,698
CINKASSE	968	1,634	784	2,731	212	6,329	955	1,640	502	659	179	3,935	10,264
TANDJOUARE	-	151	742	1,387	248	2,528	-	153	713	469	10	1,345	3,873
SOTOUBOUA	-	108	430	864	151	1,553	-	119	399	809	130	1,457	3,010
KPENDJAL OUEST	136	272	120	355	49	932	153	283	102	148	28	714	1,646
DANKPEN	-	28	146	340	68	582	1	41	144	306	38	530	1,112
PLAINE DU MO	-	14	62	134	29	239	-	10	50	111	14	185	424
OTI-SUD	33	46	16	56	2	153	28	45	15	20	2	110	263
OTHERS	55	108	51	216	10	440	47	88	64	220	24	443	883
GRAND TOTAL	2,402	4,140	3,105	9,128	973	19,746	2,362	4,133	2,535	3,810	587	13,427	33,173

In Togo, **63%(30,316)** of forcibly displaced persons received refugee legal status, Asylum seekers represent **37%.** They are mostly present in the northern part of the country.

POPULATION BREAKDOWN AGE/GENDER*

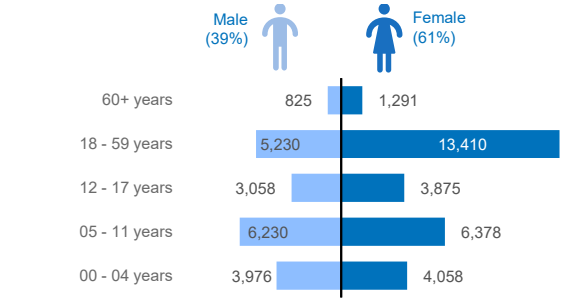

*Refugees and asylum seekers

PERSONS WITH SPECIFICS NEEDS

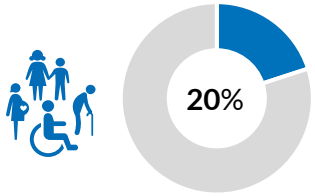

20% of the population of refugees in Togo have at least one specific need. A total of 356 individuals have at least one disability affecting their quotidian live and at least 221 others lives in serious medical conditions.

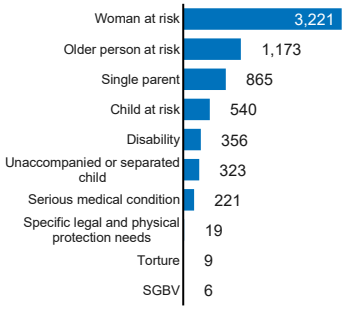

COUNTRY OF ORIGIN

REFUGEES

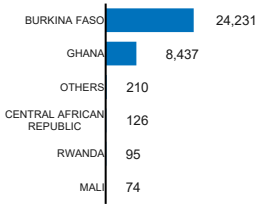

ASYLUM SEEKERS

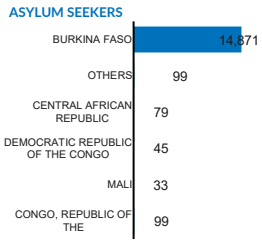

CHILDREN AT SCHOOL AGE BY REGION

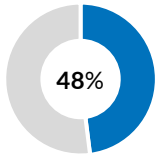

48% of the overall refugees in Togo are children at school-age. CINKASSE and TONE are regions where more than 71% of refugee's children at school age liv8.

REGION	FEMALE	MALE	TOTAL
TONE	3,119	2,841	5,960
CINKASSE	2,895	2,641	5,536
TANDJOUARE	893	866	1,759
SOTOUBOUA	538	518	1,056
KPENDJAL OUEST	467	464	931
DANKPEN	174	186	360
OTI-SUD	77	70	147
OTHERS	258	226	484
GRAND TOTAL	8,421	7,812	16,233

SOCIO-ECONOMIC STATISTICS

MAIN OCCUPATION(ADULT)*

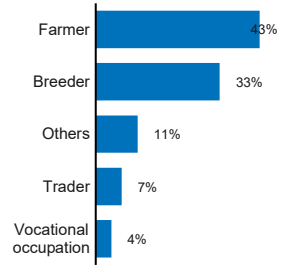

MAIN EDUCATION LEVEL (ADULT)

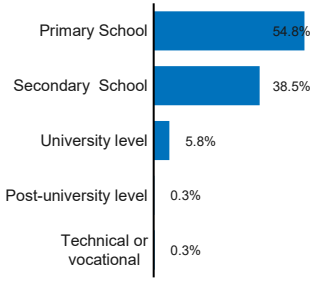

MAIN ETHNICITIES

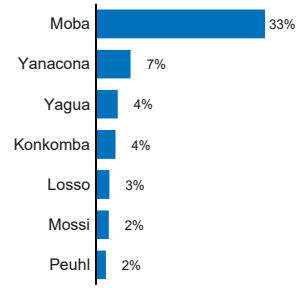

* All data are aggregated within those categories

POPULATION DISTRIBUTION

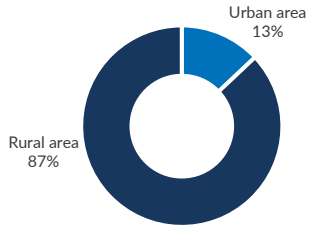

Sources : UNHCR proGres – 2024, CNAR

For more information, please contact : DIMA Unit of MCO Côte d'Ivoire (kamdem@unhcr.org)

Updated on 09 September 2024