MULTI-COUNTRY OFFICE (MCO) CÔTE D'IVOIRE
CÔTE D'IVOIRE : MONTHLY STATISTICS

As of 31 August 2024

992,471 FORCIBLY DISPLACED AND STATELESS

930,058 STATELESS AND AT RISK OF STATELESSNESS*

61,343 REFUGEES & ASYLUM SEEKERS — 2,359 REFUGEES** / 58,984 ASYLUM SEEKERS**

(*) Estimation based on Government census
(**) Individually registered in the database(proGres V4)

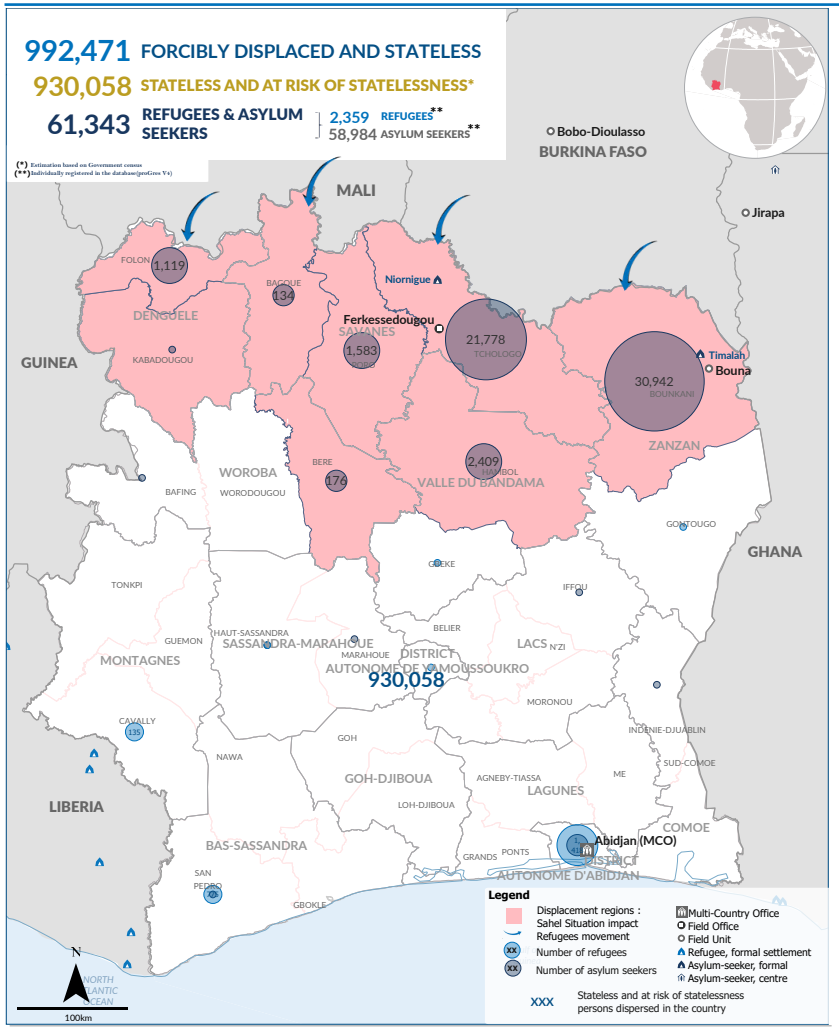

The boundaries and names shown and the designations used on this map do not imply official endorsement or acceptance by the United Nations.

POPULATION TREND (SINCE JANUARY 2024)

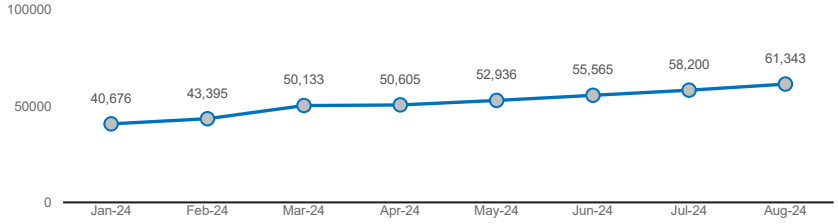

STATISTICS OF REFUGEES AND ASYLUM SEEKERS

AGE AND GENDER BREAKDOWN

79% Women & Children

56% Children (0-17 years)

40% Adult (18 – 59 years)

4% Elderly (60+)

POPULATION BREAKDOWN BY REGION

REGION	FEMALE						MALE						GRAND TOTAL
	00 - 04 years	05 - 11 years	12 - 17 years	18 - 59 years	60+ years	TOTAL FEMALE	00 - 04 years	05 - 11 years	12 - 17 years	18 - 59 years	60+ years	TOTAL MALE	
BOUNKANI	2,903	3,997	2,051	7,283	598	16,832	2,935	4,042	1,779	4,676	678	14,110	30,942
TCHOLOGO	2,073	2,688	1,604	5,239	437	12,041	2,087	2,621	1,272	3,245	512	9,737	21,778
HAMBOL	228	286	198	561	30	1,303	209	280	130	435	52	1,106	2,409
ABIDJAN & SAN PEDRO	57	152	143	667	57	1,076	58	135	143	889	67	1,292	2,368
PORO	126	202	103	354	40	825	121	208	106	273	50	758	1,583
FOLON	136	130	52	249	2	569	140	109	43	249	9	550	1,119
BERE	39	57	21	107	11	235	45	29	29	100	6	209	444
BAGOUE	3	6	15	103	9	136	3	9	19	116	9	156	292
OTHERS	34	42	39	106	16	237	41	34	24	61	11	171	408
GRAND TOTAL	5,599	7,560	4,226	14,669	1,200	33,254	5,639	7,467	3,545	10,044	1,394	28,089	61,343

In Côte d'ivoire around **4%(2,359)** of forcibly displaced persons received refugee legal status, they are all living in urban regions with **80%** in Abidjan. The rest, asylum seekers, are mostly present in the north and representing more than **96% (58,984)**

POPULATION BREAKDOWN AGE/GENDER*

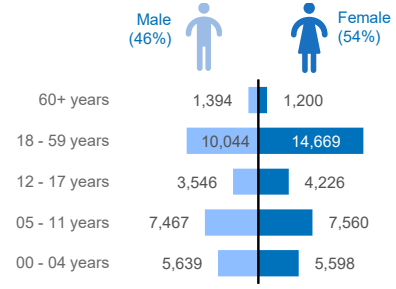

*Refugees and asylum seekers

PERSONS WITH SPECIFICS NEEDS

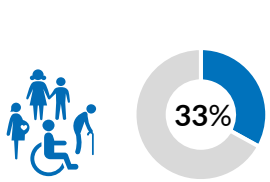

33% of the population of asylum seekers in the North and urban refugees in Côte d'Ivoire have at least one specific need. A total of 255 individuals have at least one disability affecting their quotidian live and at least 234 others lives in serious medical conditions.

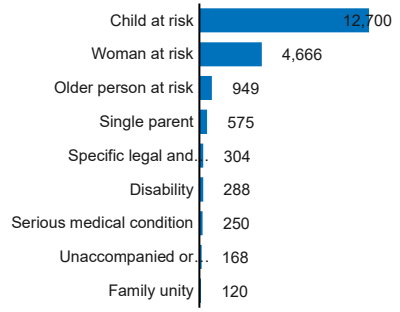

COUNTRY OF ORIGIN

REFUGEES

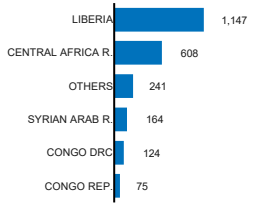

ASYLUM SEEKERS

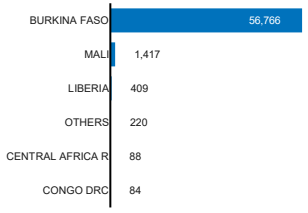

CHILDREN AT SCHOOL AGE BY REGION

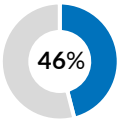

46% of the overall forcibly displaced persons in Côte d'Ivoire are children at school-age. BOUNKANI and TCHOLOGO are regions where more than 88% of refugees and asylum seekers children at school age live.

REGION	FEMALE	MALE	TOTAL
BOUNKANI	7,439	6,971	14,410
TCHOLOGO	5,446	4,895	10,341
HAMBOL	584	486	1,070
ABIDJAN & SAN PEDRO	393	375	768
PORO	376	372	748
FOLON	236	220	456
BERE	42	33	75
OTHERS	46	34	80
GRAND TOTAL	14,562	13386	27,948

SOCIO-ECONOMIC STATISTICS

MAIN OCCUPATION(ADULT)*

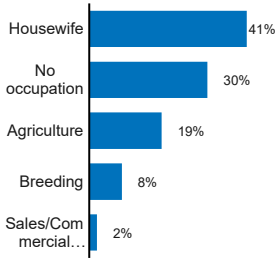

*All data are aggregated within those categories

MAIN EDUCATION LEVEL (ADULT)

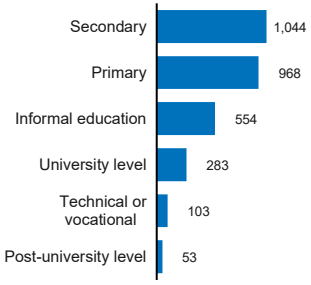

MAIN ETHNICITIES

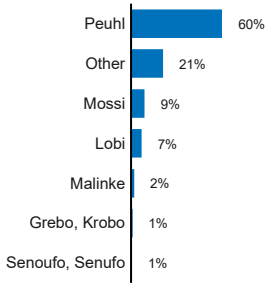

POPULATION DISTRIBUTION

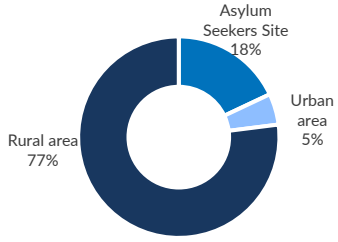

Sources : UNHCR proGres – 2024, DAARA

For more information, please contact : DIMA Unit of MCO Côte d'Ivoire (kamdem@unhcr.org)

Updated on 09 September 2024