

SPAIN Weekly snapshot - Week 38 (16 - 22 Sep 2024)

The charts below are based on figures from the Ministry of Interior and UNHCR estimates. All figures are provisional and subject to change

Refugees & migrants: sea and land arrivals in week 38¹



Arrivals in Spain

41,258
 Arrivals as of 22 Sep 2024²
+61%
 Dif. 2023

40,933
 Sea Arrivals²
 Dif. 2023: **+62%**

325
 Land Arrivals²
 Dif. 2023: **-18%**

2,956
 Arrivals Week 38¹
 Dif. last week: **+316%**
 Dif. 2023: **+152%**

Western Mediterranean

11,669
 Arrivals as of 22 Sep 2024²
+2%
 Dif. 2023

11,344
 Sea Arrivals²
 Dif. 2023: **+3%**

325
 Land Arrivals²
 Dif. 2023: **-18%**

180
 Arrivals Week 38¹
 Dif. last week: **+51%**
 Dif. 2023: **-40%**

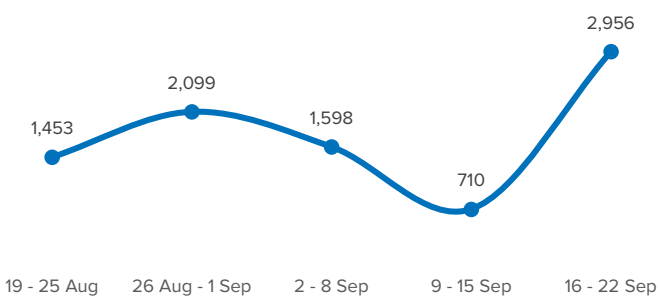
Northwest African maritime (Canary Islands)

29,589
 Arrivals as of 22 Sep 2024²
+108%
 Dif. 2023

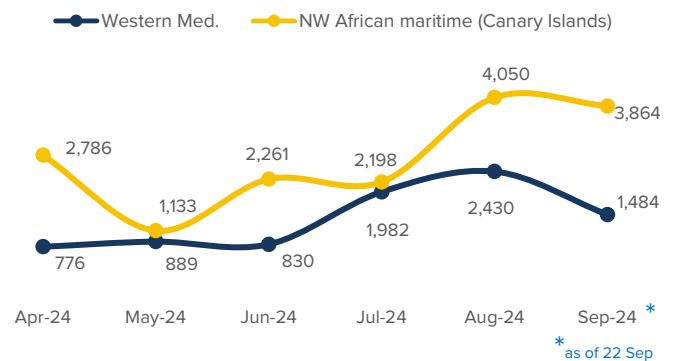
29,589
 Sea Arrivals²
 Dif. 2023: **+108%**

2,776
 Arrivals Week 38¹
 Dif. last week: **+370%**
 Dif. 2023: **+218%**

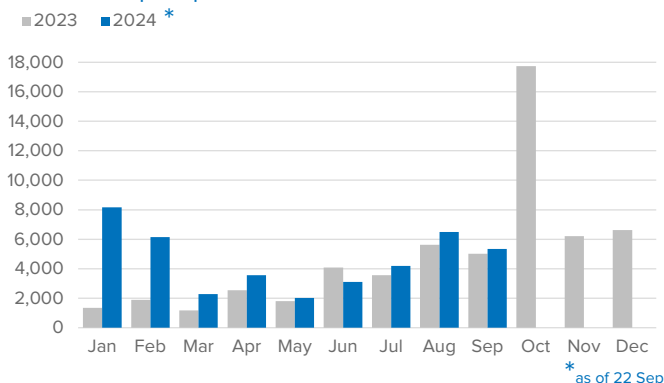
Arrivals in Spain during the last five weeks¹



Arrivals in Spain by route during the last six months²



Arrivals in Spain per month²



Arrivals in Spain per year²

