



**ARREST AND DETENTION** FLOW MONITORING (15 September 2023 – 5 October 2024)

## INTRODUCTION

In response to the Ministry of Interior's (MoI) decision of 26 September 2023 to enact an "Illegal Foreigners' Repatriation Plan", UNHCR, the UN Refugee Agency and IOM, the UN Migration Agency, have collated their data on the arrest, detention, and deportation of Proof of Registration (PoR) holders, Afghan Citizen Card (ACC) holders, and undocumented Afghan nationals as well as on the outflows of Afghan nationals at the Torkham and Chaman border crossing points, to better understand the protection environment and movements of Afghan nationals returning to Afghanistan from Pakistan.

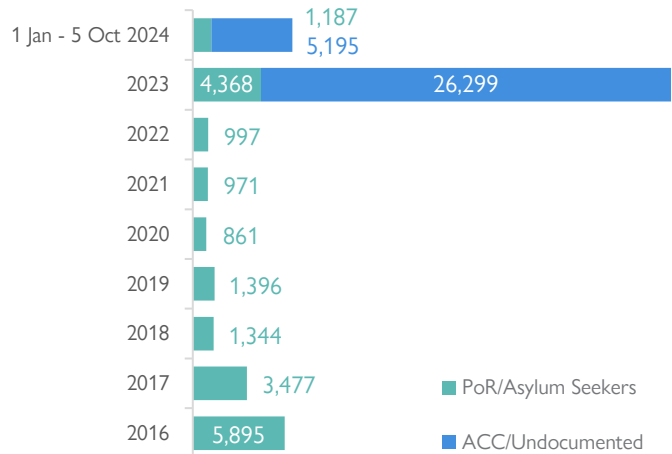
While the Government of Pakistan has yet to halt the "IFRP", the rate of arrest, detention, deportation, and returns has decreased significantly since its peak in October and November 2023. Furthermore, on 22 July 2024, the Government of Pakistan formally announced a further extension of the validity of the PoR card, until 30 June 2025.

## KEY FINDINGS AND LIMITATIONS

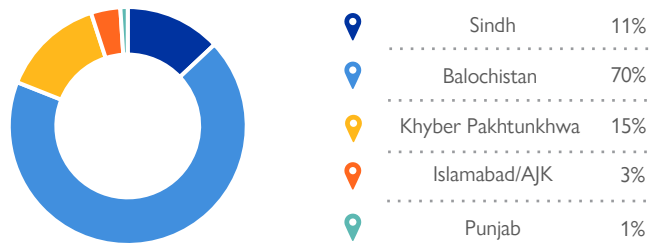
It is important to note that prior to 2023, there was no data collected on the arrest and detention of ACC holders or undocumented Afghan nationals. Since January 2023, IOM has started to collect this data, which should be considered indicative at this point. The figures, particularly of undocumented Afghan nationals, should be considered underreported.

- During the period from 22 September to 5 October 2024, the overall reported rate of arrest and detention decreased by 38 per cent, compared to the period from 8 to 21 September 2024.
- From 22 September to 5 October 2024, ACC holders and undocumented Afghans represented 91 per cent of the total rate of arrests and detentions, with the majority of those being undocumented Afghans.
- Since the start of October 2023, the overall reported rate of arrest and detention remains highest for the province of Balochistan. During the period from 22 September to 5 October 2024, 76 per cent of the reported arrests and detentions occurred in Balochistan, a province which sees high levels of irregular migration.
- Across Pakistan, the top three districts for arrest and detention between 1 January and 5 October 2024 are Chagai (Balochistan), Pishin (Balochistan), and Peshawar (Khyber Pakhtunkhwa).

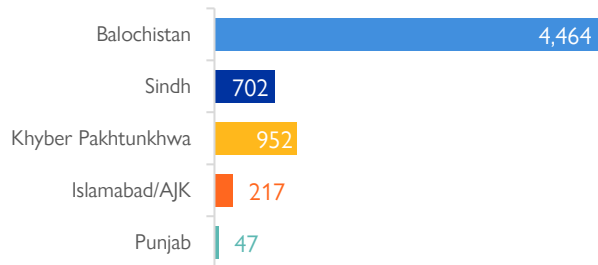
## ARREST AND DETENTION BY YEARS



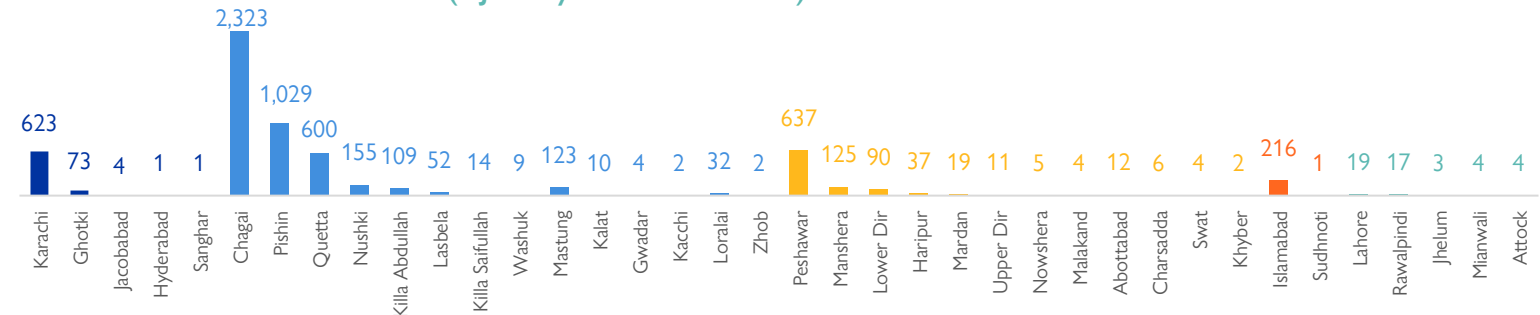
## % OF ARRESTS BY LOCATION (1 January – 5 October 2024)



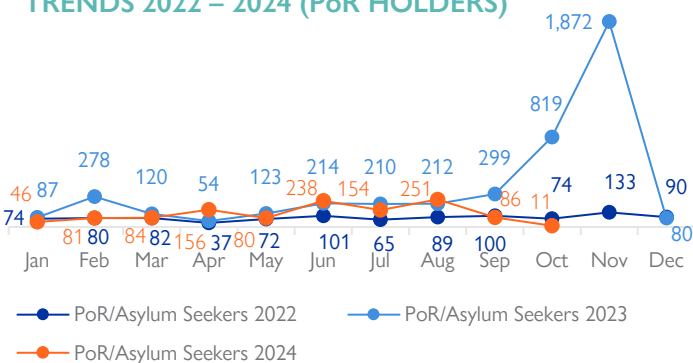
## NO. OF ARRESTS BY PROVINCE (1 January – 5 October 2024)



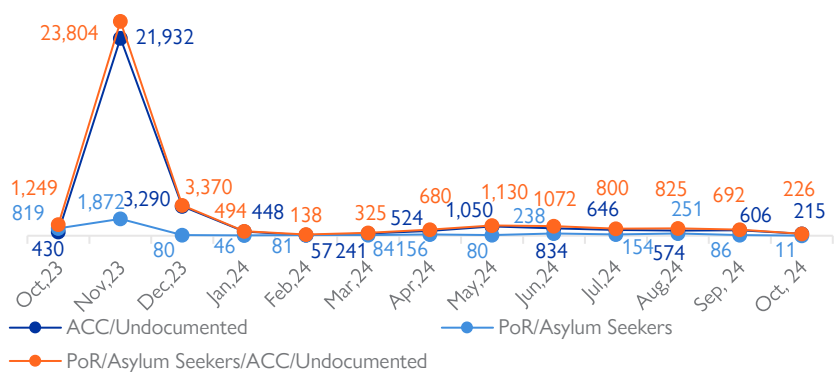
## NO. OF ARRESTS BY DISTRICTS (1 January – 5 October 2024)



## MONTHLY ARRESTS AND DETENTION TRENDS 2022 – 2024 (PoR HOLDERS)



## MONTHLY ARRESTS AND DETENTION ANALYSIS 2023 – 2024





UNHCR and IOM border monitors conducting an interview at Chaman border. [IOM Pakistan 2024]

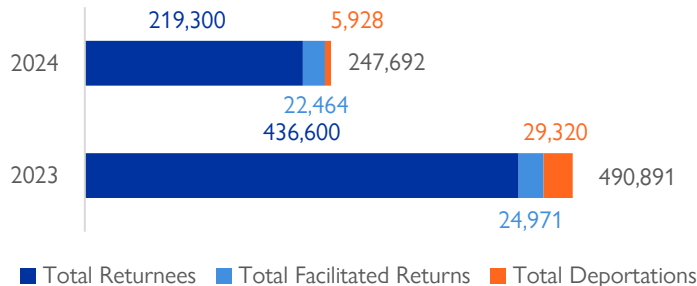
## KEY FINDINGS

- During the last two weeks, UNHCR and IOM's Displacement Tracking Matrix (DTM) estimate 9,320 Afghans returned through the Torkham, Ghulam Khan (located in Khyber Pakhtunkhwa), Chaman, Badini and Bahramcha (located in Balochistan) border crossing points to Afghanistan.
- Cumulatively, from 15 September 2023 to 5 October 2024, 738,583 individuals have returned. The number of returns in the last two weeks (22 September – 5 October; 9,320) decreased by 19% as compared to returns in the two weeks prior to that (8 – 21 September; 11,443).
- Most of the returnees were undocumented Afghans (88%), followed by PoR holders (10%) and ACC holders (2%). Majority of the PoR returns are facilitated by UNHCR.
- Vulnerable persons including chronically ill people, elderly individuals, persons with disabilities, and others account for 3% of the population.
- Fear of arrest (87%) remains the most common reason to return to Afghanistan among undocumented/ACC holders while PoR holders cite social economic challenges.
- Returnees were most likely to return from Quetta (21%) and Peshawar (20%) in Pakistan and intend to go to Nangarhar (22%), Kandahar (21%) and Kabul (19%) in Afghanistan.

## CUMULATIVE – 2023 AND 2024

<b>738,583 (100%)</b> TOTAL NUMBER OF RETURNS	<b>655,900 (89%)</b> TOTAL RETURNEEES	<b>47,435 (6%)*</b> TOTAL FACILITATED PoR RETURNEEES	<b>35,248 (5%)</b> TOTAL DEPORTATIONS
--	--	---	--


Period	Total Number of Returns	Total Returnees	Total Facilitated Returnees	Total Deportees
15 Sep – 31 Dec 2023	490,891	436,600	24,971	29,320
1 Jan – 5 Oct 2024	247,692	219,300	22,464	5,928
<b>Total</b>	<b>738,583</b>	<b>655,900</b>	<b>47,435</b>	<b>35,248</b>



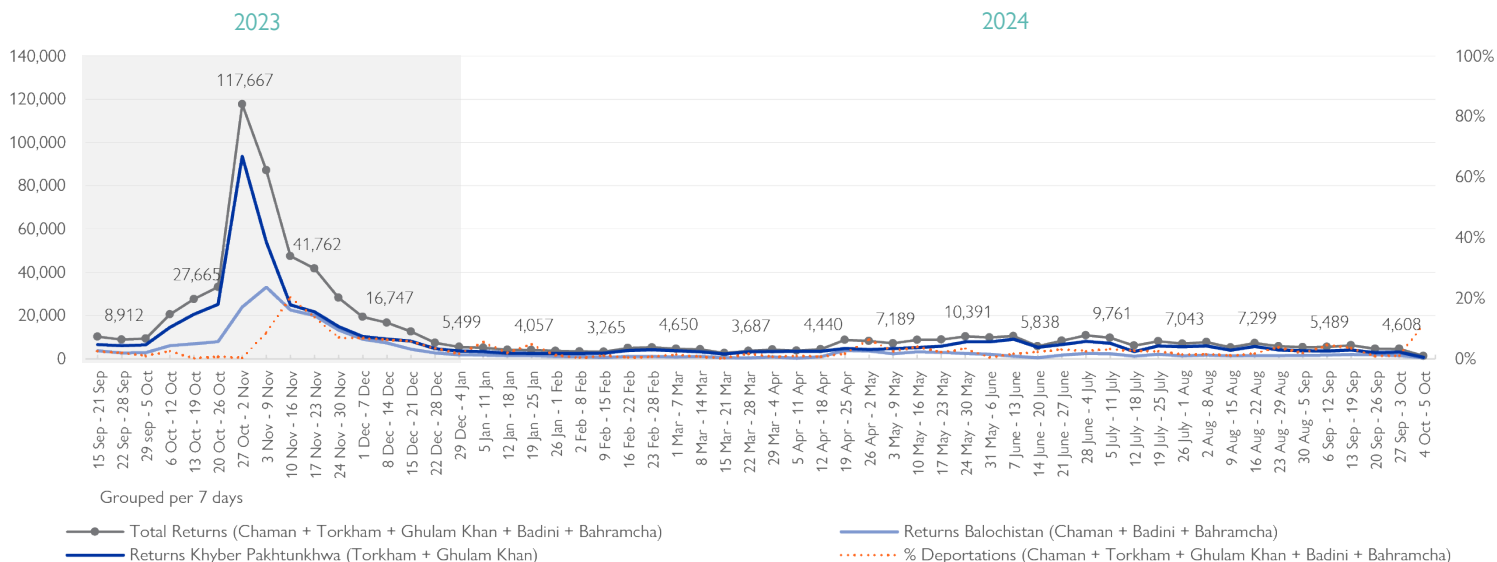
## DOCUMENTATION – TOTAL NUMBER OF RETURNEEES



## DOCUMENTATION – TOTAL DEPORTEES



## TOTAL RETURNS AND % DEPORTATIONS | 15 SEPTEMBER 2023 – 5 OCTOBER 2024



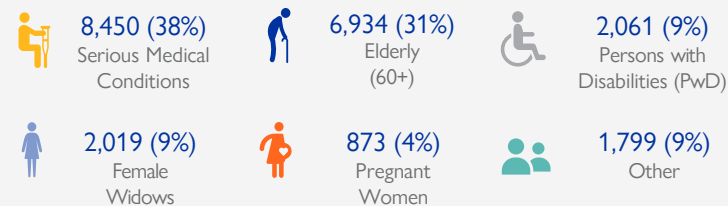
\*The number refers to facilitated PoR returns through VRCs who crossed the border during the reporting period.

\*\* This figure refers to PoR holders based on interviews conducted with returnees in Afghanistan.

This section only applies to ACC holders and undocumented Afghans

**TYPE OF VULNERABILITY**

(Expressed as a percentage of the total numbers of vulnerable persons)

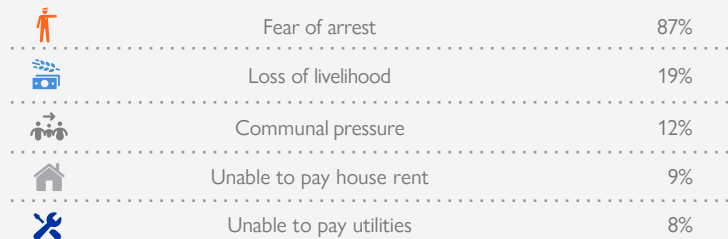


**AGE AND GENDER**

Female	Male
49.8% 221,359	50.2% 222,796
(10.4%) 46,397	0 – 4 44,272 (10.0%)
(18.7%) 82,813	5 – 17 89,169 (20.1%)
(19.3%) 85,754	18 – 59 82,520 (18.6%)
(1.4%) 6,395	60+ 6,835 (1.5%)

**REASONS FOR LEAVING PAKISTAN (TOP 5)**

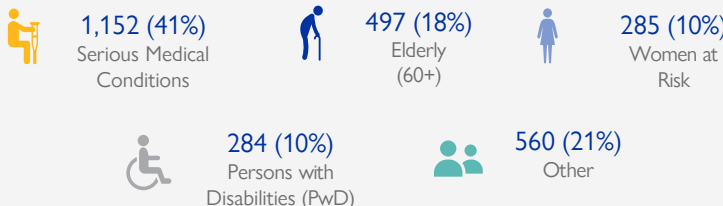
(Multiple answers can exceed 100%, N = 27,988)



This section only applies to PoR holders

**TYPE OF VULNERABILITY**

(Expressed as a percentage of the total numbers of vulnerable persons)

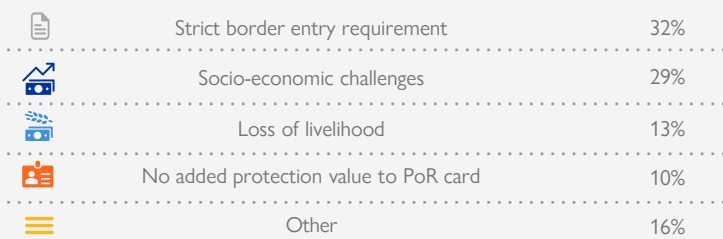


**AGE AND GENDER**

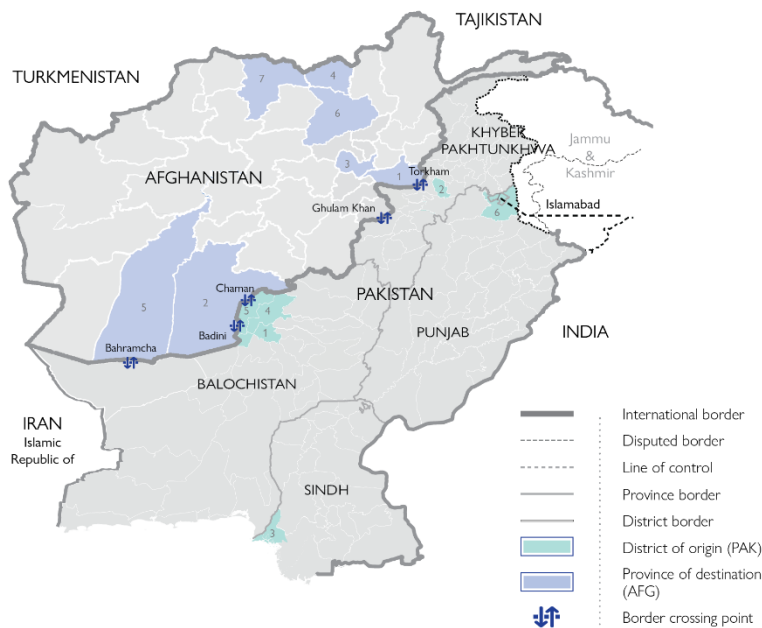
Female	Male
49.0% 23,225	51.0% 24,208
(9.3%) 4,421	0 – 4 4,183 (8.8%)
(19.5%) 9,250	5 – 17 9,622 (20.3%)
(19.1%) 9,064	18 – 59 9,597 (20.2%)
(1.1%) 489	60+ 806 (1.7%)

**REASONS FOR LEAVING PAKISTAN (TOP 5)**

(Multiple answers can exceed 100%, N = 4,190)



**DISTRICT OF ORIGIN IN PAKISTAN AND PROVINCE OF DESTINATION IN AFGHANISTAN**



**DISTRICT OF ORIGIN (TOP 7)**

1. Quetta	21%
2. Peshawar	20%
3. Karachi Central	12%
4. Pishin	10%
5. Killa Abdullah	6%
6. Rawalpindi	5%
7. Islamabad	4%

**PROVINCE OF DESTINATION (TOP 5)**

1. Nangarhar	22%
2. Kandahar	21%
3. Kabul	19%
4. Kunduz	13%
5. Hilmand	5%
6. Baghlan	5%
7. Balkh	5%

**Disclaimer:**

Dotted line represents approximately the line of control in Jammu and Kashmir agreed upon by India and Pakistan. The final status of Jammu and Kashmir has not yet been agreed upon by the parties. The designations employed and the presentation of material on this map do not imply the expression of any opinion whatsoever on the part of IOM or United Nations concerning the legal status of any country, territory, city or area or of its authorities, or concerning the delimitation of its frontiers or boundaries. This document was produced jointly by IOM and UNHCR. The opinions expressed in the report are those of the authors and do not necessarily reflect the views of IOM or UNHCR. The designations employed and the presentation of material throughout the report do not imply the expression of any opinion whatsoever concerning the legal status of any country, territory, city or area, or of its authorities, or concerning its frontiers or boundaries.