Democratic Republic of Congo

PROTECTION MONITORING – MONTHLY DASHBOARD

September 2024

Key figures

6.643 INCIDENTS	**6.611** INDIVIDUAL INCIDENTS	**32** COMMUNITY RELATED-INCIDENTS	**19.886** VICTIMS*
2.767 VIOLATIONS OF THE RIGHT TO PROPERTY	**1.917** VIOLATIONS OF THE RIGHT TO PHYSICAL INTEGRITY	**1.111** VIOLATION OF THE RIGHT TO FREEDOM	**41.927** INCIDENTS EN 2024
726 GENDER-BASED VIOLENCE	**122** VIOLATIONS OF RESOLUTION 1612	**0** VIOLATION OF CIVIC AND POLITICAL RIGHTS	

- Returnees 37,14%
- Host population 39,83%
- IDPs 20,62%
- Refugees 2,23%
- Others 0,18%

* A person can be a victim of multiple incidents.

Incidents per province (%)

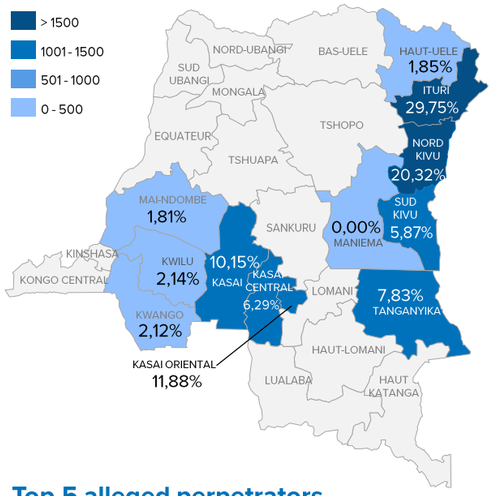

Reponse and refferals



14.027 Cash protection, **3.278** Dignity kits & NFIs, **658** medical care, **643** Improvement of knowledge, **511** Advocacy – Liberation, **357** Legal and judicial assistance. **287** Kit PEP, **115** Mediation, **115** Reintegration, **4** Psychological care, **132** Referencing 1612,

Incidents' trend in 2024

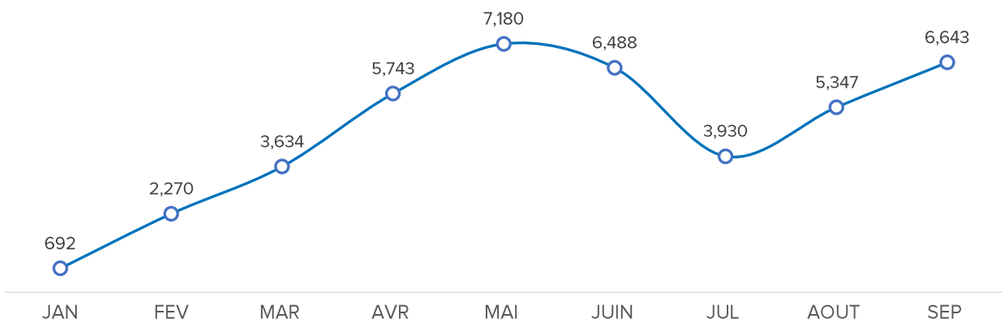

The low figure reported in January is due to a delayed start of activities in 2024

Top 5 alleged perpetrators

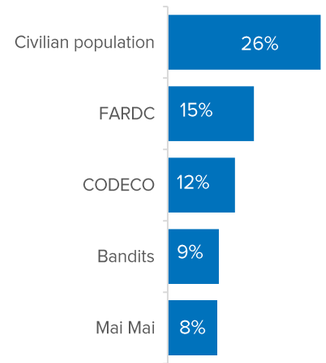

Top 5 incidents

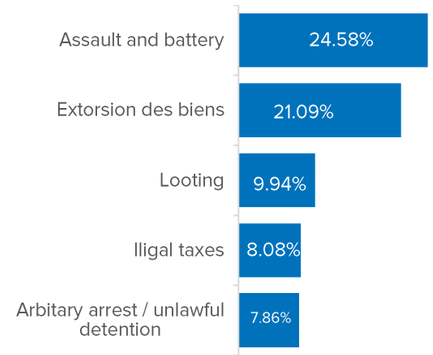

Victims' age groups

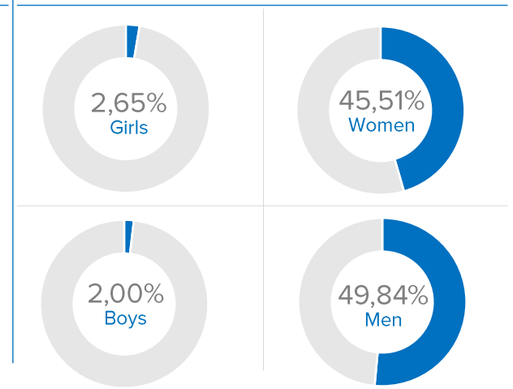

Incident trends per province

Grands Kasaï and Bandundu

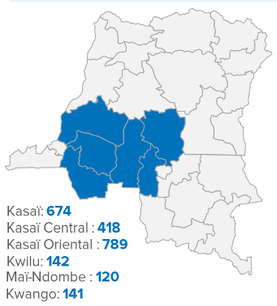

2.284 INCIDENTS

+62% Increase compared to **858** incidents reported in August 2024

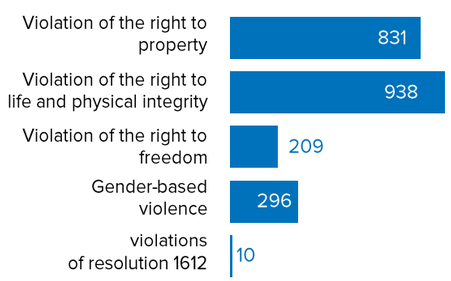

Ituri and Haut-Uele

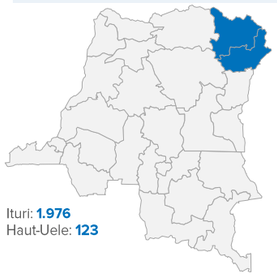

2.099 INCIDENTS

-17% Diminution par rapport aux **2.529** incidents en aout 2024

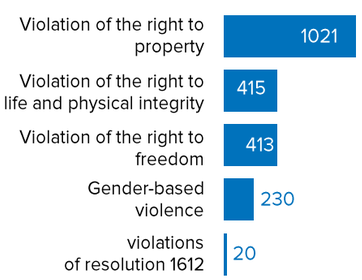

Nord-Kivu

1.350 INCIDENTS

+10% Increase compared to **1.220** incidents reported in August 2024

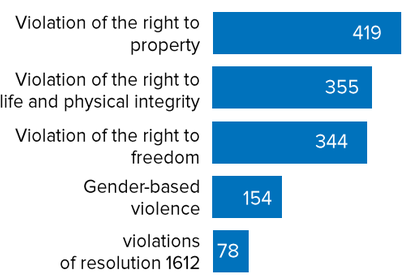

Tanganyika

520 INCIDENTS

+28% Increase compared to **373** incidents reported in August 2024

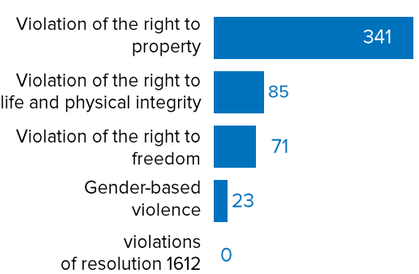

Sud-Kivu and Maniema

390 INCIDENTS

+6% Increase compared to **367** incidents reported in August 2024

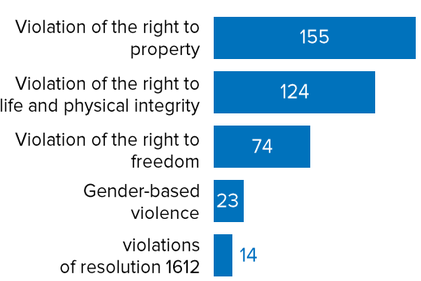

Sources: Protection Monitoring, UNHCR RDC. The figures should be considered provisional and subject to change. For more information, contact Pacome Ngome Ngame at ngome@unhcr.org or Kamanda Deo Bitakuya at bitakuya@unhcr.org.