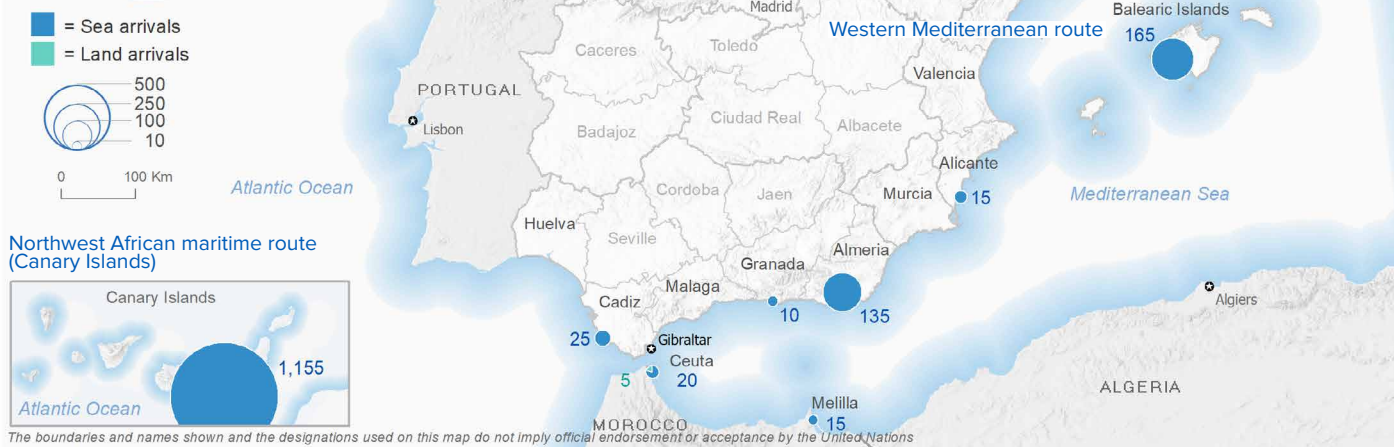


# SPAIN Weekly snapshot - Week 41 (7 - 13 Oct 2024)

The charts below are based on figures from the Ministry of Interior and UNHCR estimates. All figures are provisional and subject to change

## Refugees & migrants: sea and land arrivals in week 41<sup>1</sup>



### Arrivals in Spain

**44,754**  
 Arrivals as of 13 Oct 2024<sup>2</sup> +30%  
 Dif. 2023

**44,406**  
 Sea Arrivals<sup>2</sup>  
 Dif. 2023: +31%

**348**  
 Land Arrivals<sup>2</sup>  
 Dif. 2023: -16%

**1,544**  
 Arrivals Week 41<sup>1</sup>  
 Dif. last week: +109%  
 Dif. 2023: -61%

### Western Mediterranean

**12,386**  
 Arrivals as of 13 Oct 2024<sup>2</sup> -2%  
 Dif. 2023

**12,038**  
 Sea Arrivals<sup>2</sup>  
 Dif. 2023: -2%

**348**  
 Land Arrivals<sup>2</sup>  
 Dif. 2023: -16%

**391**  
 Arrivals Week 41<sup>1</sup>  
 Dif. last week: +78%  
 Dif. 2023: -20%

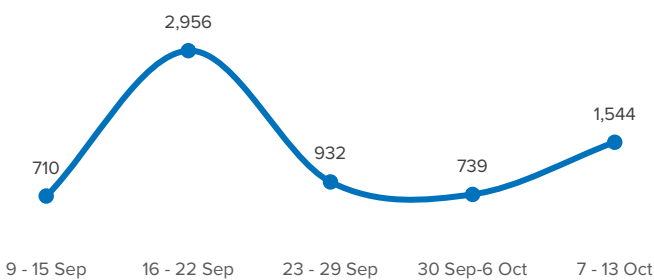
### Northwest African maritime (Canary Islands)

**32,368**  
 Arrivals as of 13 Oct 2024<sup>2</sup> +49%  
 Dif. 2023

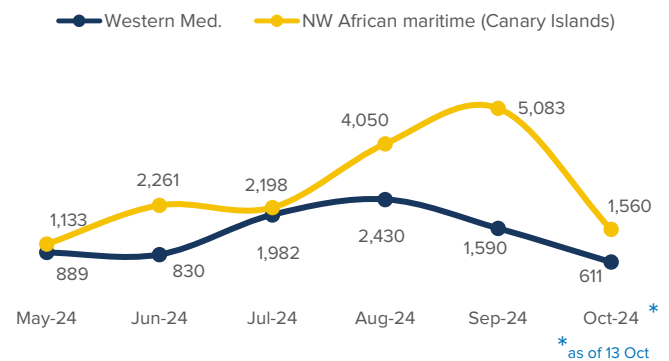
**32,368**  
 Sea Arrivals<sup>2</sup>  
 Dif. 2023: +49%

**1,153**  
 Arrivals Week 41<sup>1</sup>  
 Dif. last week: +122%  
 Dif. 2023: -67%

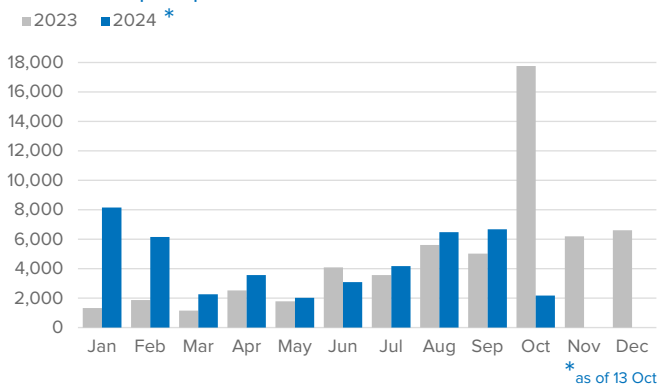
## Arrivals in Spain during the last five weeks<sup>1</sup>



## Arrivals in Spain by route during the last six months<sup>2</sup>



## Arrivals in Spain per month<sup>2</sup>



## Arrivals in Spain per year<sup>2</sup>

