

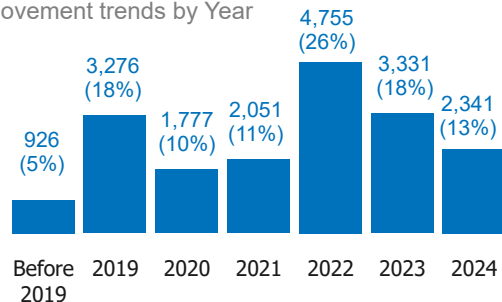
 **2 341**

Movements captured in BIMS (Biometric Identity Management System) in Southern Africa region during the reporting period

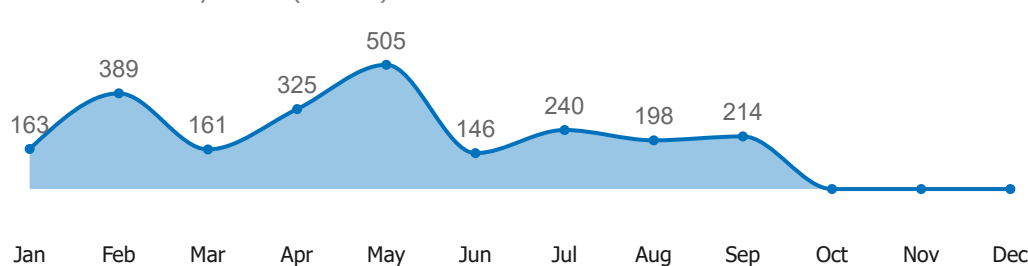
Profile of persons on the move

The individuals moving cross-border within the region include vulnerable profiles with the top three being those with Serious medical condition (25%), Disability (22%) and Single parent (20%). On a socio-economic overview, there are unemployed (17%), student (36%) and skilled (27%). The top three recorded skills include Market-oriented Skilled Agricultural Workers (26%), Agricultural, Forestry and Fishery Labourers (19%) and Personal Services Workers (11%). Language proficiencies include Swahili (26%), English (16%) and Nyanja (9%).

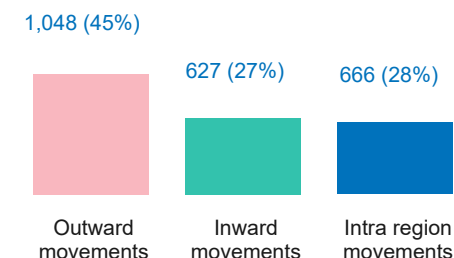
Movement trends by Year



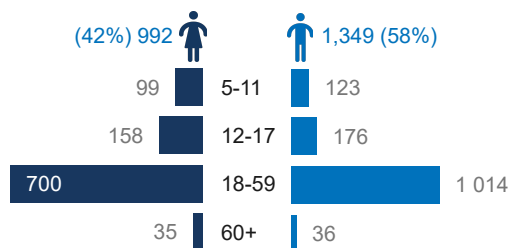
Movements trend by Month (in 2024)



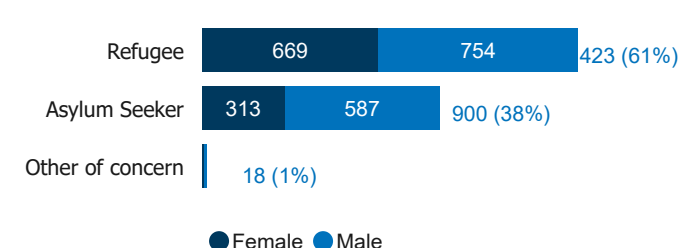
Direction of Movements



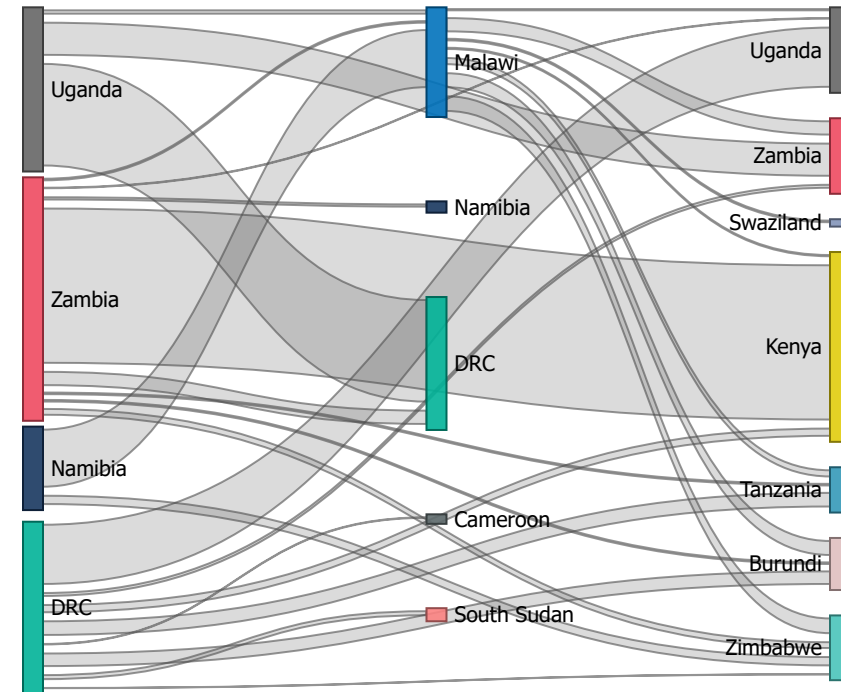
Movers demographics



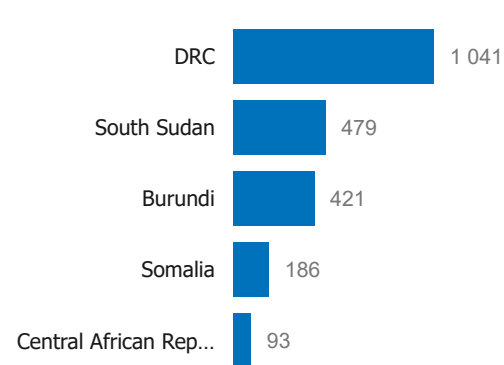
Movements by Legal status and Gender of movers



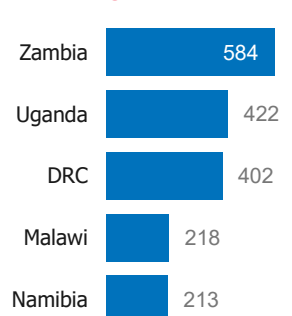
Onward movements (flow of 5 persons or above)



Top 5 Nationalities on the move



Top 5 Countries where refugees and asylum seekers are moving from?



Top 5 Countries where refugees and asylum seekers are moving to?

